



US00D485404S

(12) **United States Design Patent**
Del Prato

(10) **Patent No.:** **US D485,404 S**

(45) **Date of Patent:** **** Jan. 13, 2004**

(54) **BAG SECURING DEVICE**

(76) **Inventor:** **Christopher M. Del Prato**, 15863
Cottage Ave., Manteca, CA (US) 95336

(**) **Term:** **14 Years**

(21) **Appl. No.:** **29/173,205**

(22) **Filed:** **Dec. 26, 2002**

(51) **LOC (7) Cl.** **09-09**

(52) **U.S. Cl.** **D34/6**

(58) **Field of Search** D34/1, 5, 6; 248/95,
248/97, 100, 99, 101; 383/33; D6/566;
D9/434, 435, 436

(56) **References Cited**

U.S. PATENT DOCUMENTS

4,775,123	A	*	10/1988	Borland et al.	248/99
4,867,401	A	*	9/1989	Graff	248/99
4,867,576	A	*	9/1989	Boyd	383/33
4,899,967	A	*	2/1990	Johnson	248/97

D323,296	S	*	1/1992	Schoenthaler	D9/456
5,641,138	A	*	6/1997	Cronk et al.	248/99
D390,111	S	*	2/1998	McCarrick et al.	D9/434
D390,461	S	*	2/1998	Piselli	D9/435
D457,283	S	*	5/2002	Wayt	D34/6
6,554,810	B1	*	4/2003	Wilk et al.	604/323

* cited by examiner

Primary Examiner—Cynthia E. Ramirez

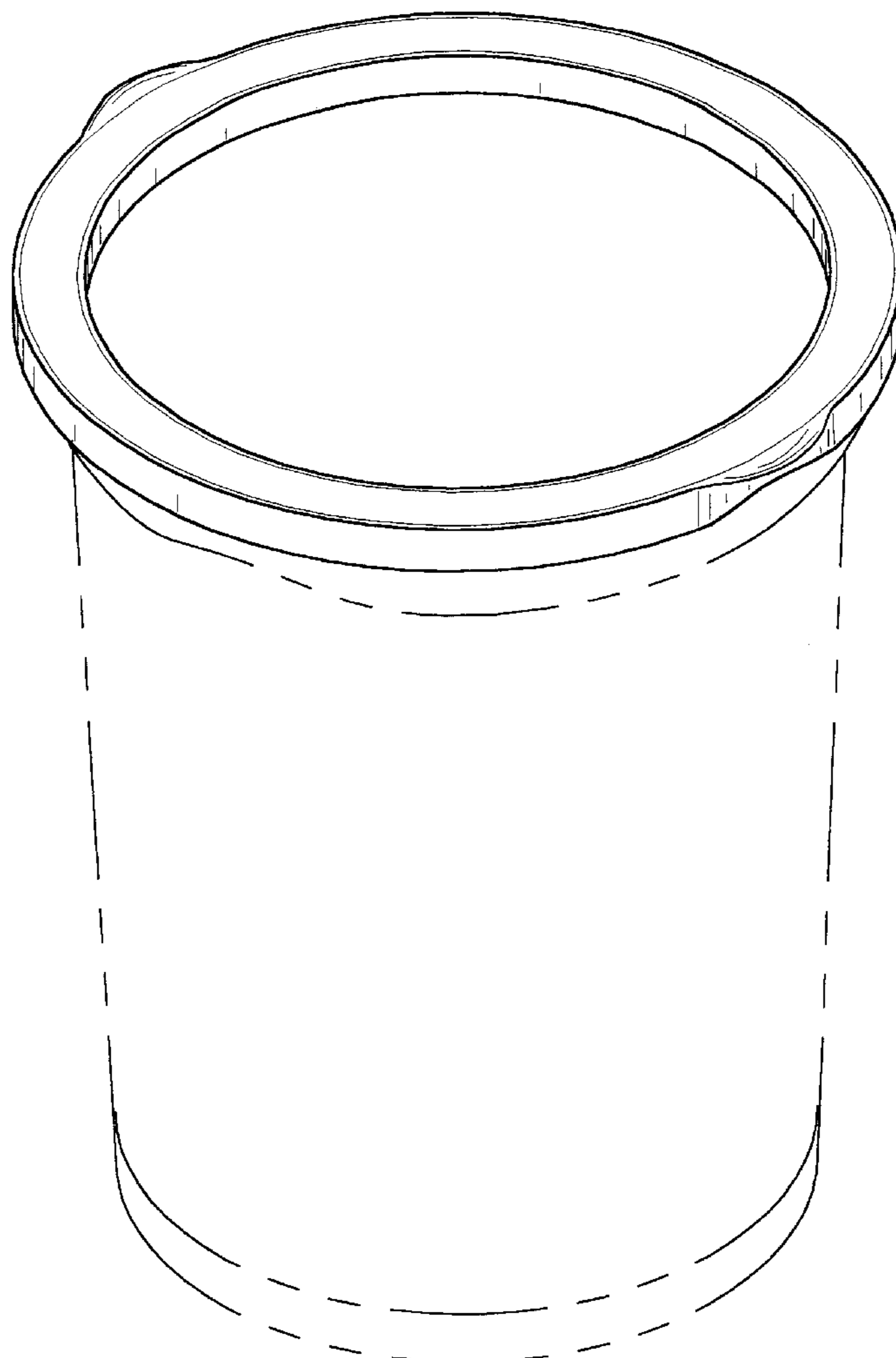
(57) **CLAIM**

The ornamental design for a bag securing device, as shown and described.

DESCRIPTION

FIG. 1 is a top plan view of a bag securing device showing my new design;
FIG. 2 is a bottom view of the bag securing device;
FIG. 3 is a side view of the bag securing device;
FIG. 4 is a front view of the bag securing device; and,
FIG. 5 is a perspective view of the bag securing device.

1 Claim, 2 Drawing Sheets



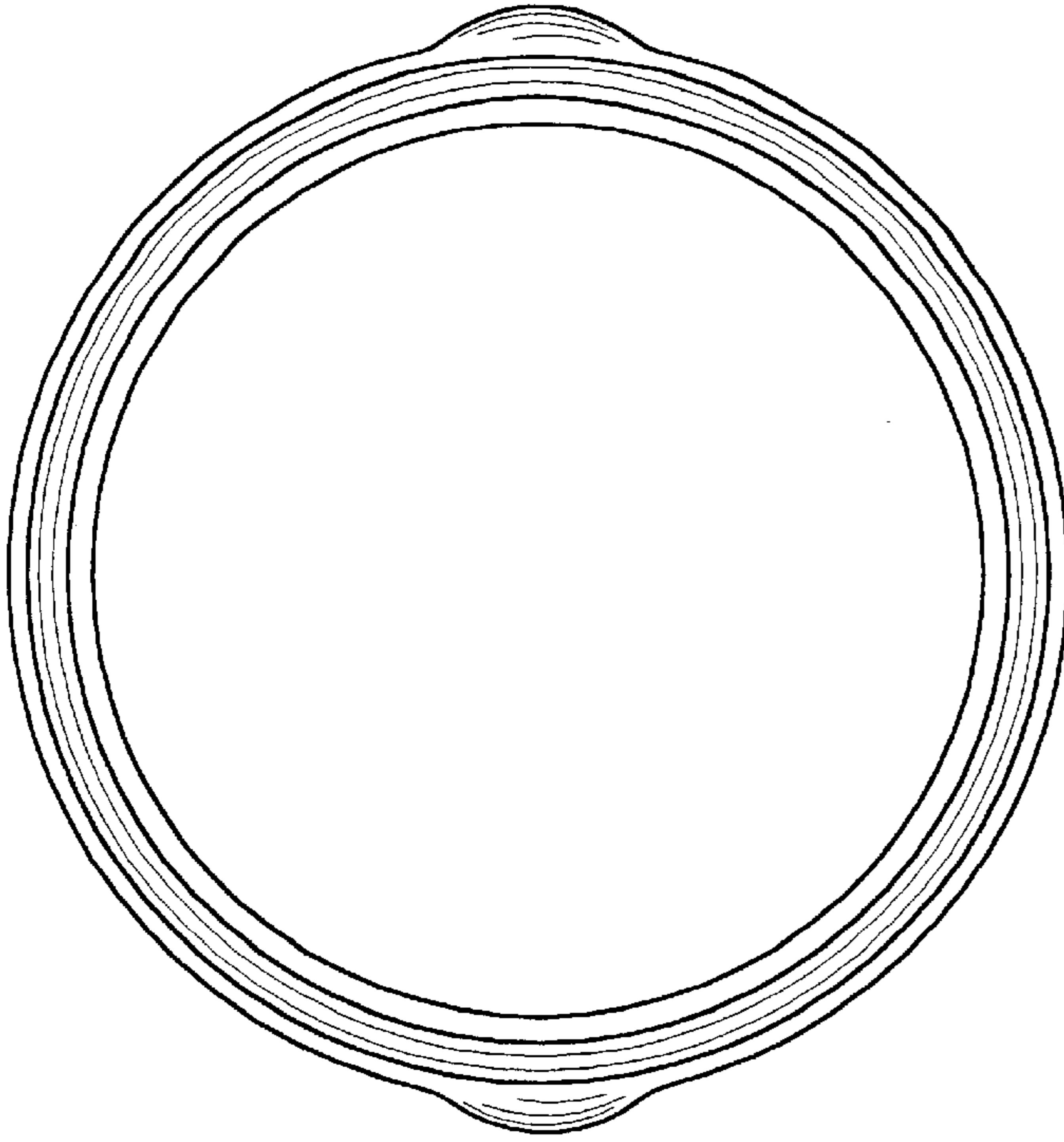


FIG. 2




FIG. 4



FIG. 3

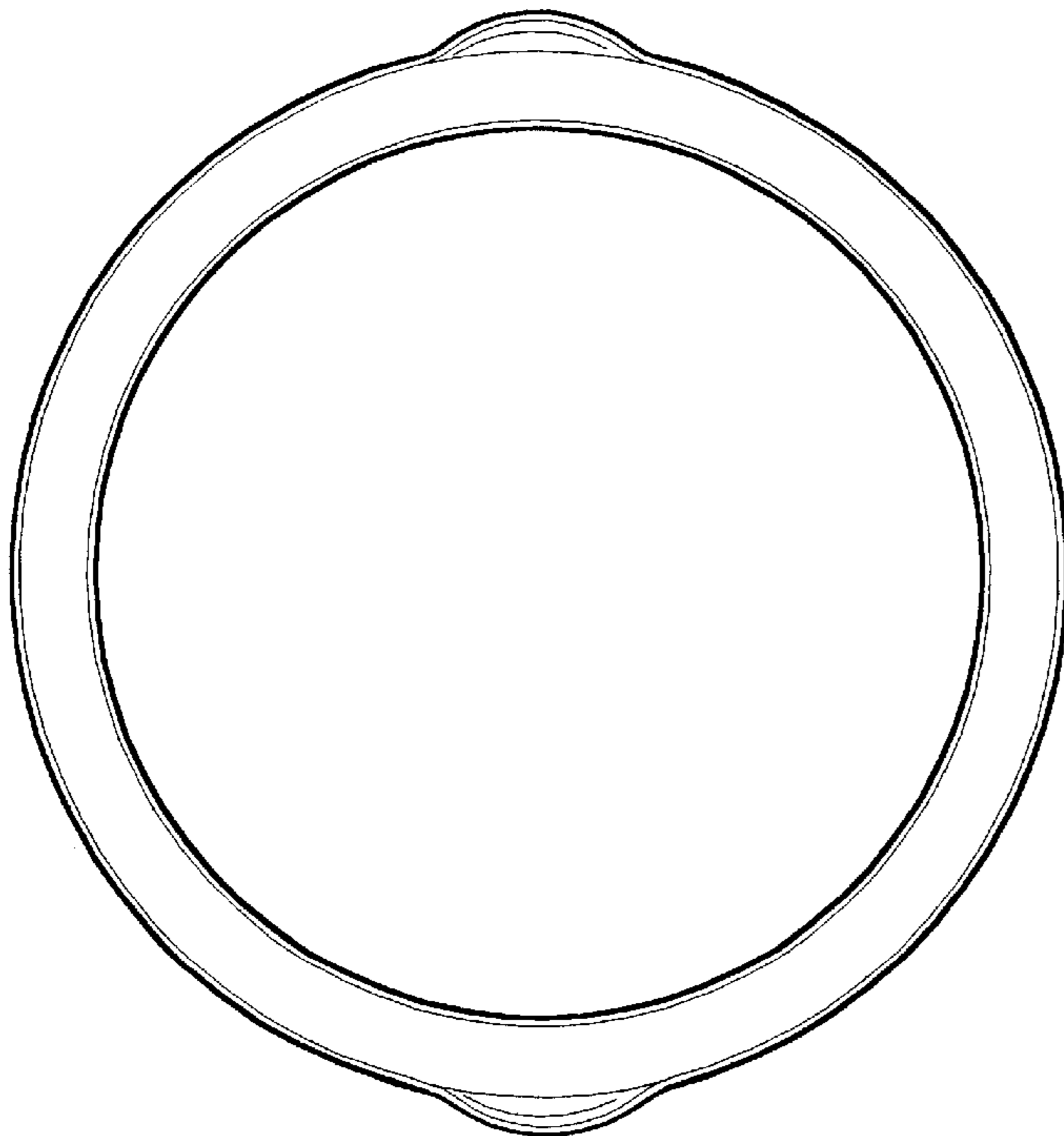


FIG. 1




FIG. 5