



US00D485403S

(12) **United States Design Patent**  
**Inder**

(10) **Patent No.:** **US D485,403 S**

(45) **Date of Patent:** **\*\* Jan. 13, 2004**

(54) **IRONING BOARD**

5,433,034 A \* 7/1995 Bernstein ..... 38/103

(76) Inventor: **Shane Denis Inder**, 2F/105 Albert Street, Auckland Central (NZ)

(\*\*) Term: **14 Years**

(21) Appl. No.: **29/165,815**

(22) Filed: **Aug. 19, 2002**

(30) **Foreign Application Priority Data**

Feb. 20, 2002 (NZ) ..... 402450

(51) **LOC (7) Cl.** ..... **07-05**

(52) **U.S. Cl.** ..... **D32/66**

(58) **Field of Search** ..... D32/66; 38/103-110,  
38/112, 135-137

(56) **References Cited**

**U.S. PATENT DOCUMENTS**

- 922,446 A \* 5/1909 Barber ..... 38/103
- 2,803,897 A \* 8/1957 Miyamoto ..... 38/137
- 3,324,584 A \* 6/1967 Adiletta et al.
- 3,698,110 A \* 10/1972 Shettel ..... 38/107
- 4,903,421 A \* 2/1990 Saito ..... 38/137

**FOREIGN PATENT DOCUMENTS**

- EP 0659926 \* 6/1995 ..... D06F/81/00
- GB 2263285 \* 7/1993 ..... D06F/81/02

\* cited by examiner

*Primary Examiner*—Alan P. Douglas  
*Assistant Examiner*—Lavone D. Tabor  
(74) *Attorney, Agent, or Firm*—Young & Thompson

(57) **CLAIM**

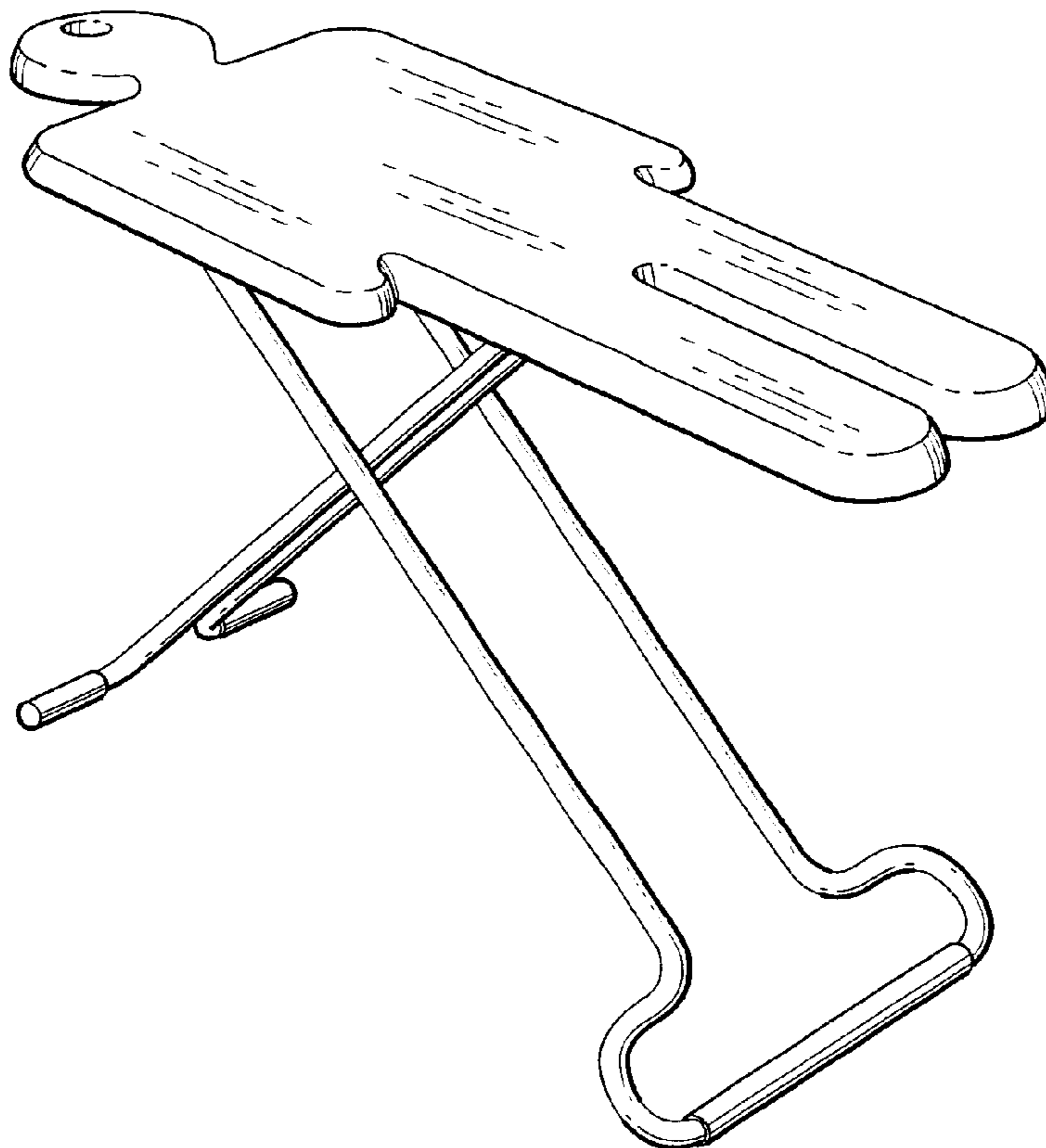
The ornamental design for an ironing board, as shown and described.

**DESCRIPTION**

FIG. 1 is a top, end and side perspective view thereof, the view from the side opposite that shown in FIG. 1 being the mirror image thereof; and, FIG. 2 is a top plan view thereof with the legs in the folded position.

The appearance of the underside of the device forms no part of the claimed invention.

**1 Claim, 1 Drawing Sheet**



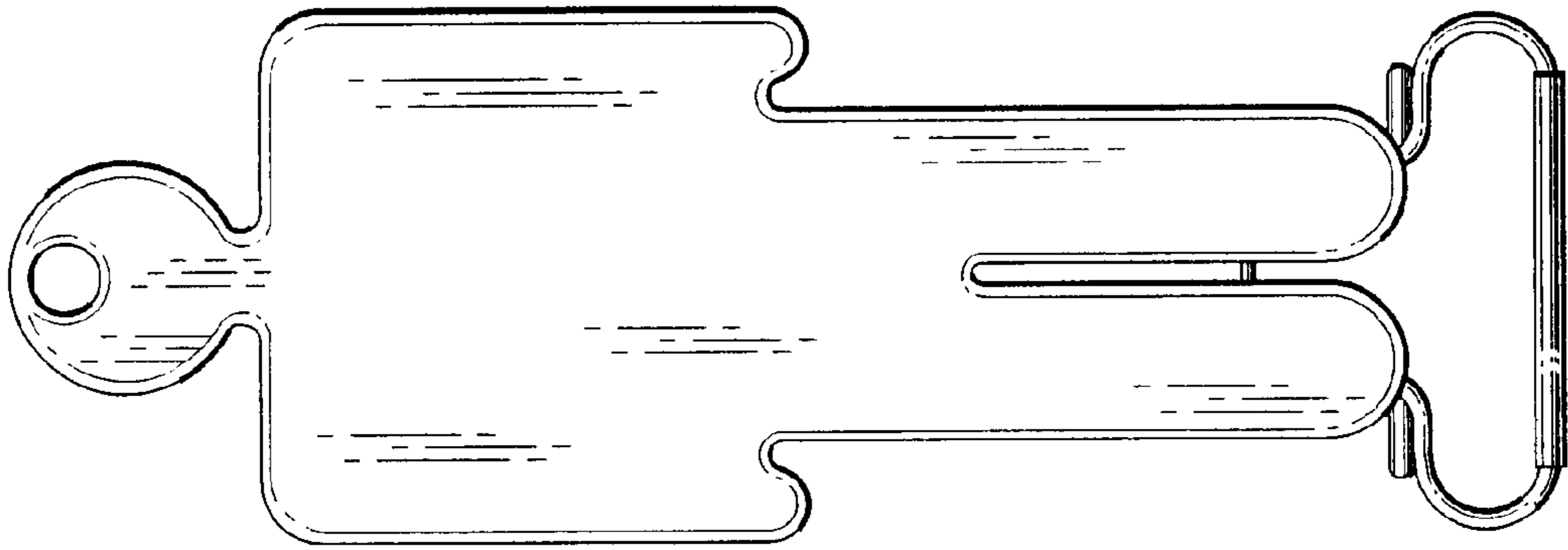


FIG. 2

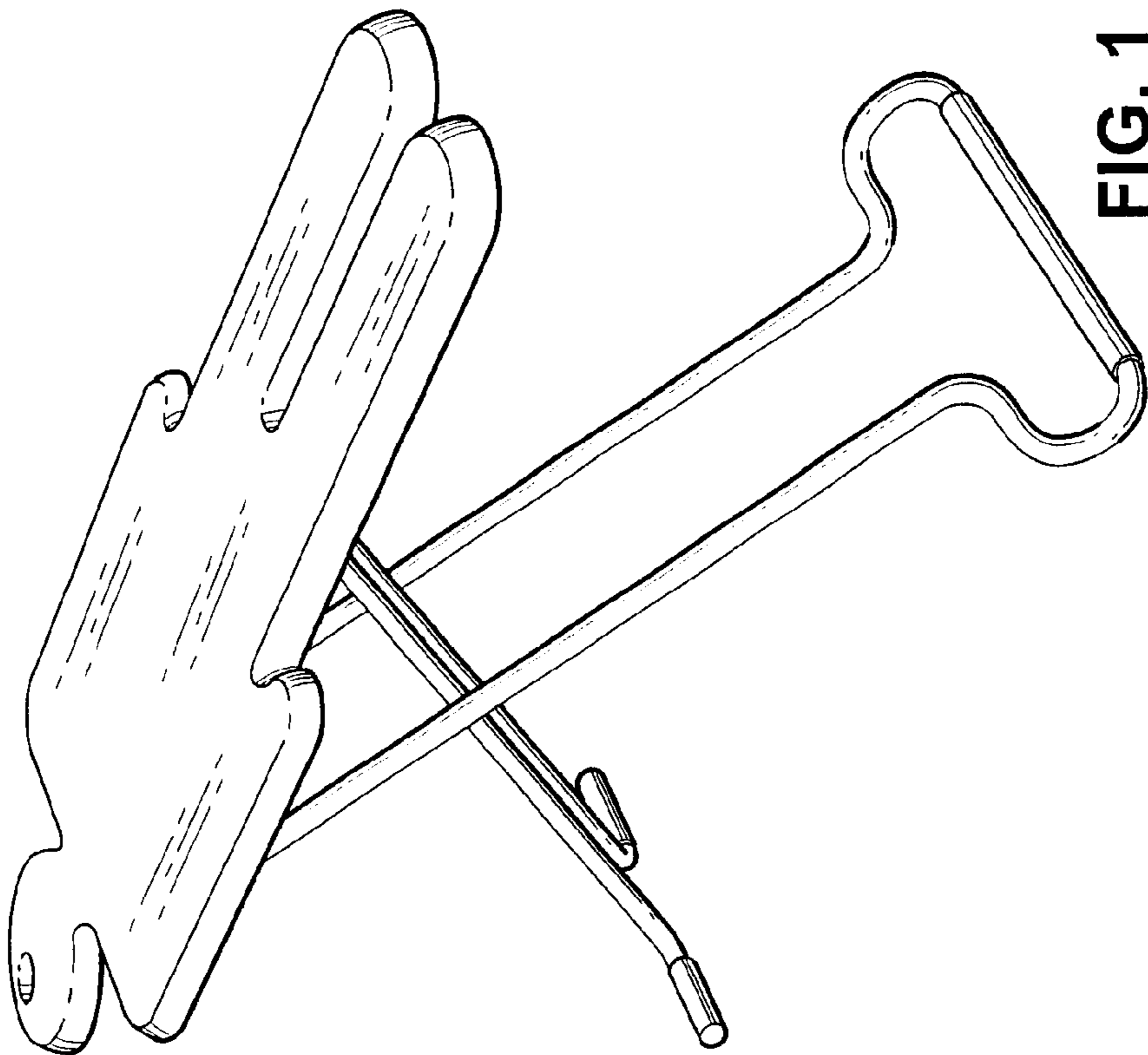


FIG. 1