



US00D485401S

(12) **United States Design Patent**
Griffith et al.

(10) **Patent No.:** **US D485,401 S**

(45) **Date of Patent:** **** Jan. 13, 2004**

(54) **WASHING APPLIANCE AGITATOR HAVING SPIRAL BAFFLE**

D314,263 S * 1/1991 Mueller D32/26
5,950,459 A * 9/1999 Takagi et al. 68/134 X
6,220,063 B1 4/2001 Wunderlich et al.

(75) Inventors: **Scott E. Griffith**, Newton, IA (US);
Chris P. Lickiss, Newton, IA (US)

* cited by examiner

(73) Assignee: **Maytag Corporation**, Newton, IA (US)

Primary Examiner—Louis S. Zarfes

Assistant Examiner—Robert A. Delehanty

(**) Term: **14 Years**

(74) *Attorney, Agent, or Firm*—McKee, Voorhees & Sease, P.L.C.

(21) Appl. No.: **29/176,195**

(57) **CLAIM**

(22) Filed: **Feb. 18, 2003**

We claim the ornamental design for a washing appliance agitator having spiral baffle, as shown.

(51) **LOC (7) Cl.** **15-05**

(52) **U.S. Cl.** **D32/26**

(58) **Field of Search** D32/1-3, 6, 8,
D32/10, 25-26; 8/147, 159; 68/172-174,
3 R, 12.01, 12.18, 212; 34/108, 596, 603

DESCRIPTION

FIG. 1 is a top perspective view of the washing appliance agitator having spiral baffle.

FIG. 2 is a bottom perspective view thereof.

FIG. 3 is a top plan view thereof.

FIG. 4 is a side elevational view thereof, all other side elevational views being the same; and,

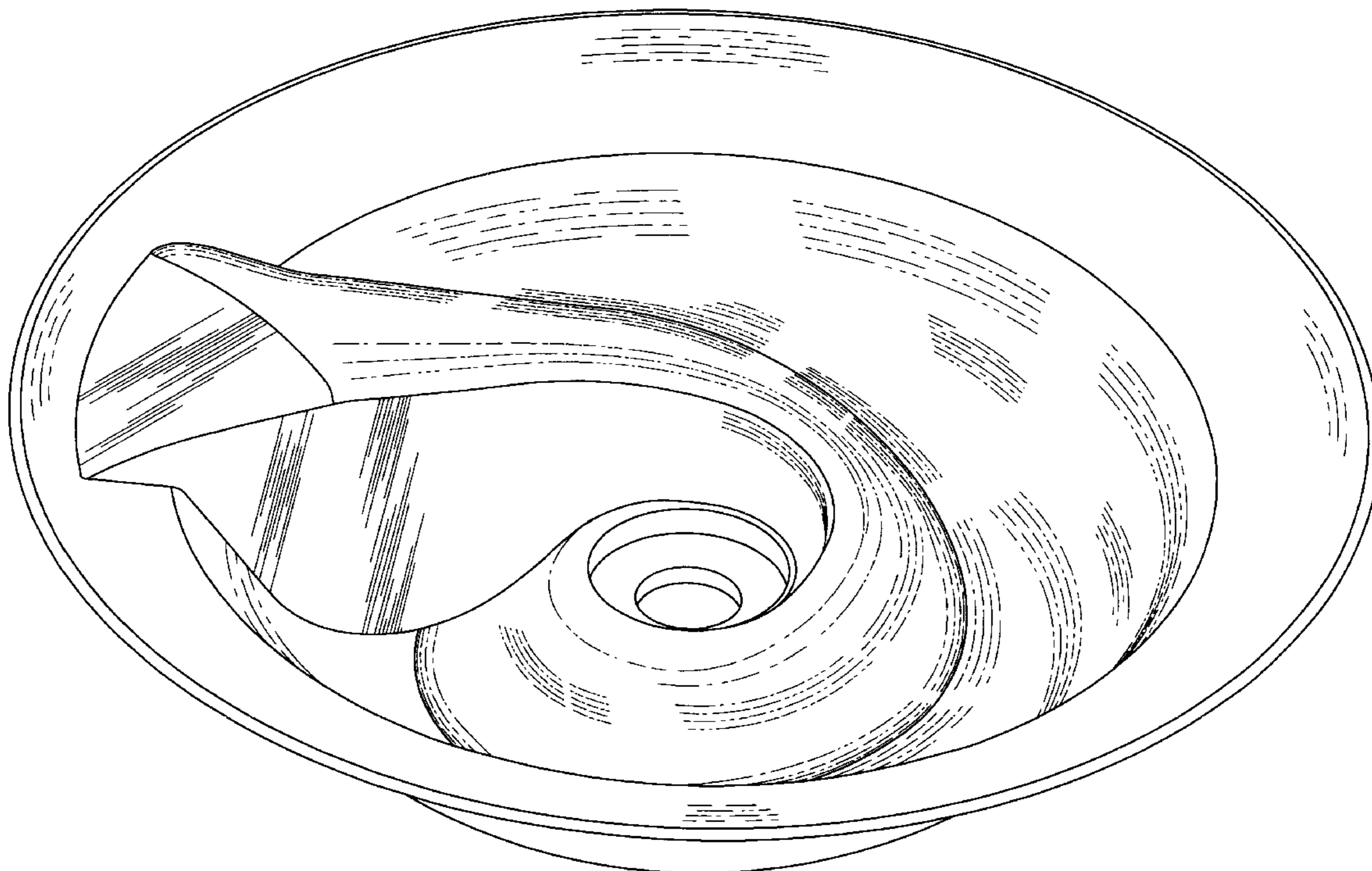
FIG. 5 is a bottom plan view thereof.

(56) **References Cited**

U.S. PATENT DOCUMENTS

2,034,244 A * 3/1936 Mikulasek 38/131
3,851,993 A * 12/1974 Foster 415/52.1
4,103,522 A * 8/1978 Gibson 68/134 X

1 Claim, 5 Drawing Sheets



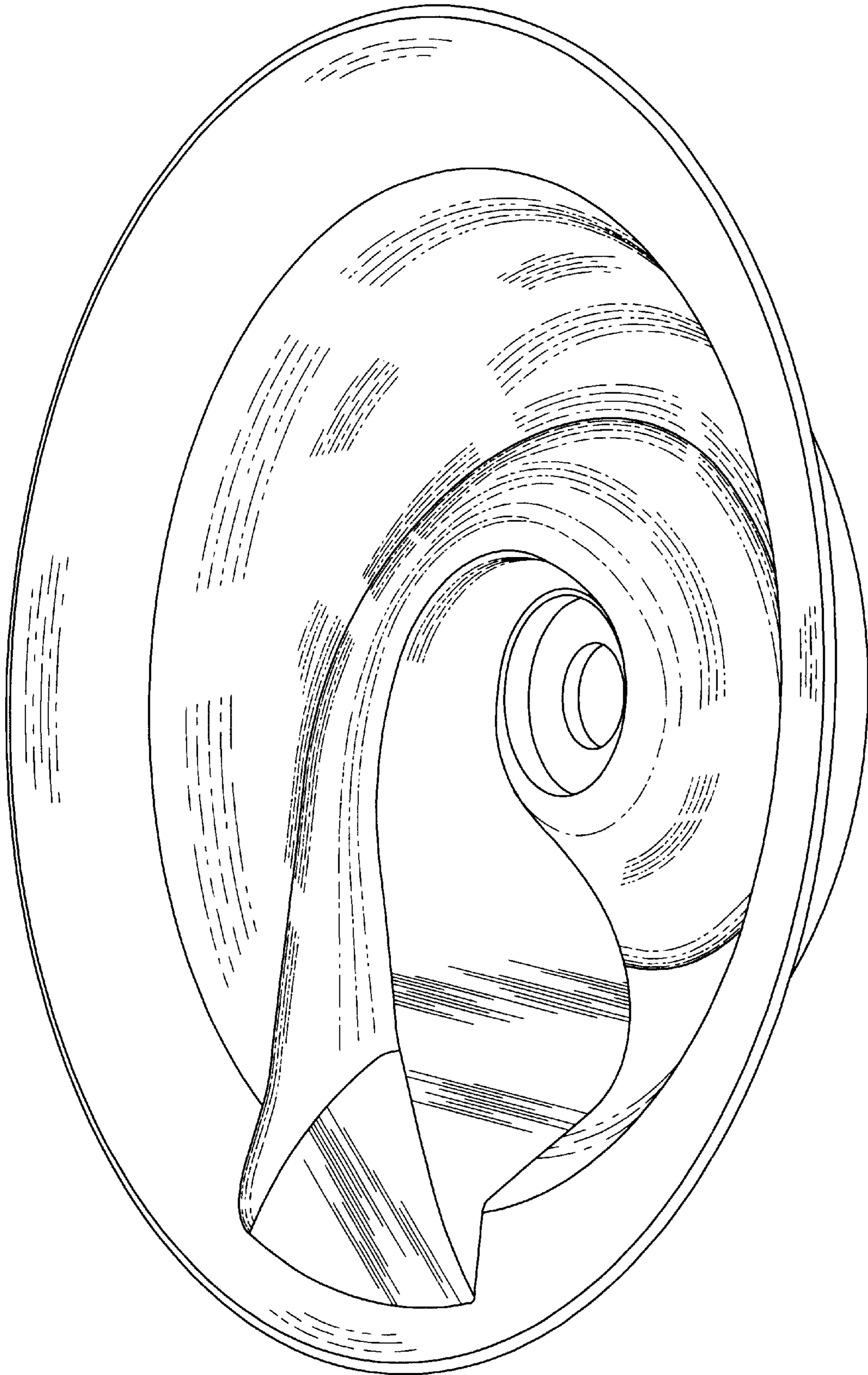


Fig. 1

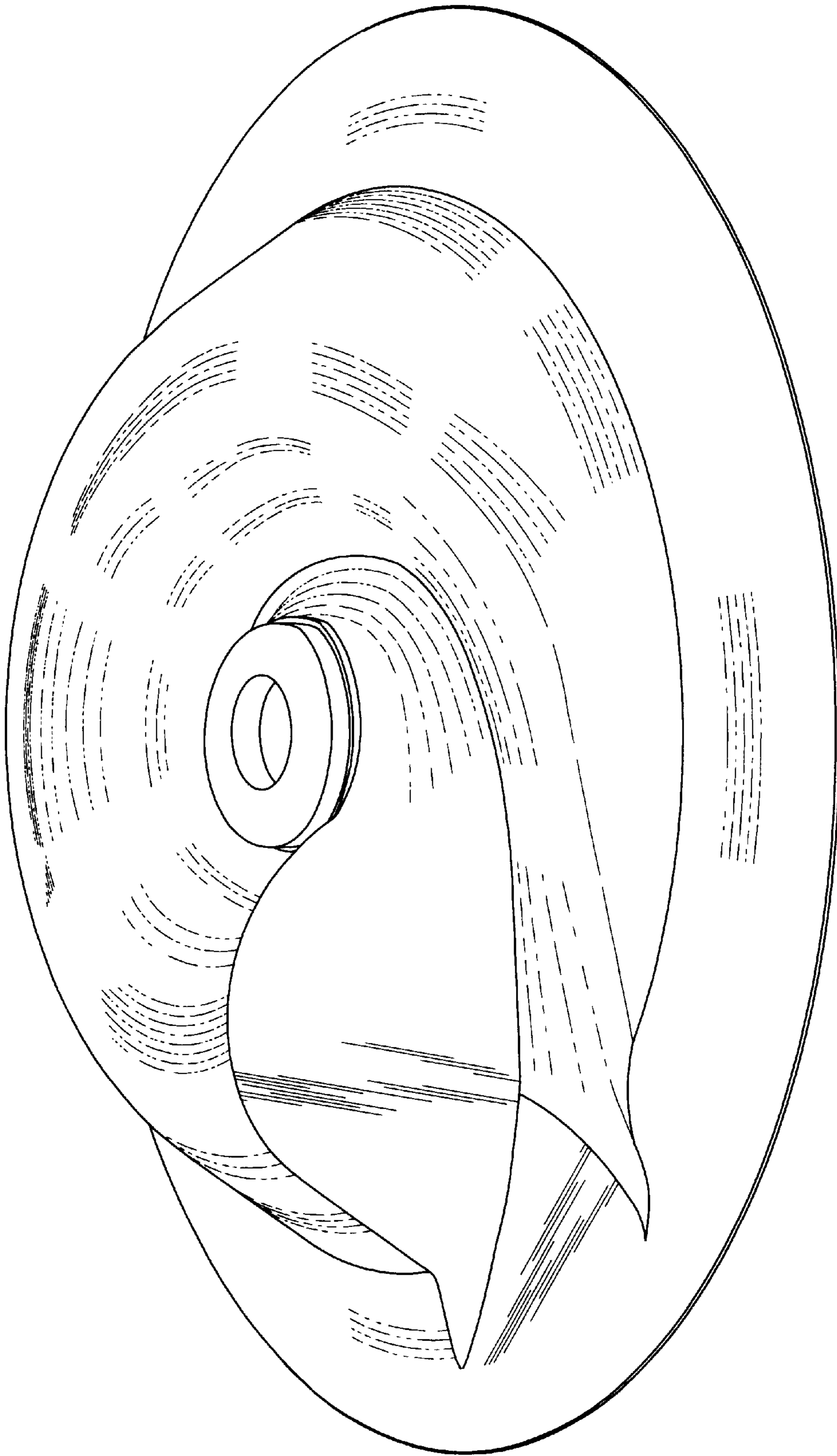


Fig. 2



Fig. 3

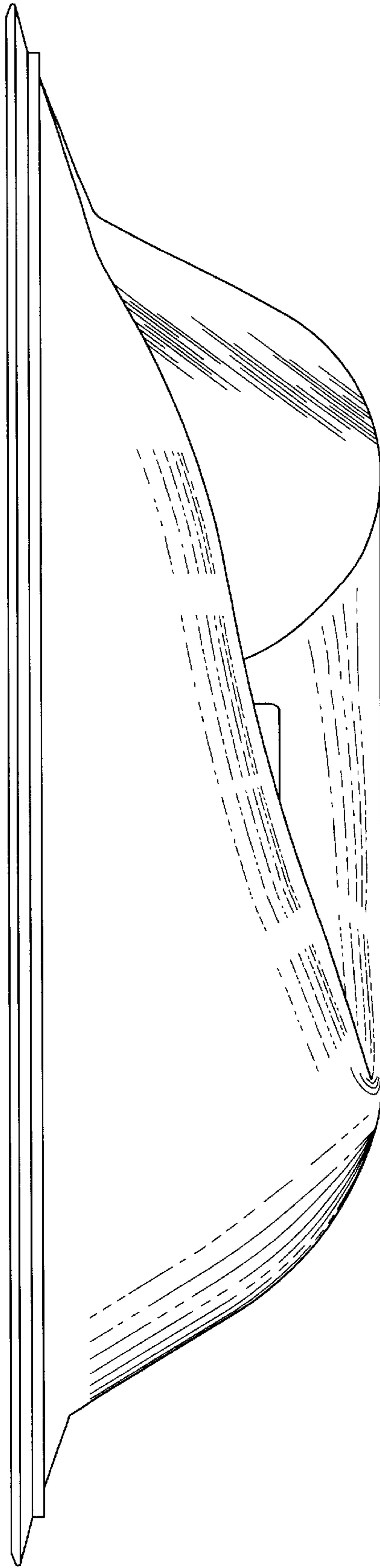


Fig. 4




Fig. 5