



US00D485392S

(12) **United States Design Patent**  
**Chan et al.**

(10) **Patent No.:** **US D485,392 S**

(45) **Date of Patent:** **\*\* Jan. 13, 2004**

(54) **LIGHTER**

(75) Inventors: **Tat Chan**, Hong Kong (HK); **Leung Chan**, Hong Kong (HK)

(73) Assignee: **Cli-Claque Japan Company Limited**, Chiba (JP)

(\*\*) Term: **14 Years**

(21) Appl. No.: **29/181,035**

(22) Filed: **May 5, 2003**

(30) **Foreign Application Priority Data**

Feb. 27, 2003 (JP) ..... 2003-004873

(51) **LOC (7) Cl.** ..... **27-05**

(52) **U.S. Cl.** ..... **D27/158**

(58) **Field of Search** ..... D27/141, 152-158, D27/160; 431/142, 143, 274, 277

(56) **References Cited**

**U.S. PATENT DOCUMENTS**

D459,542 S \* 6/2002 Lei ..... D27/156

\* cited by examiner

*Primary Examiner*—Jennifer Rivard  
(74) *Attorney, Agent, or Firm*—Burns, Doane, Swecker & Mathis, L.L.P.

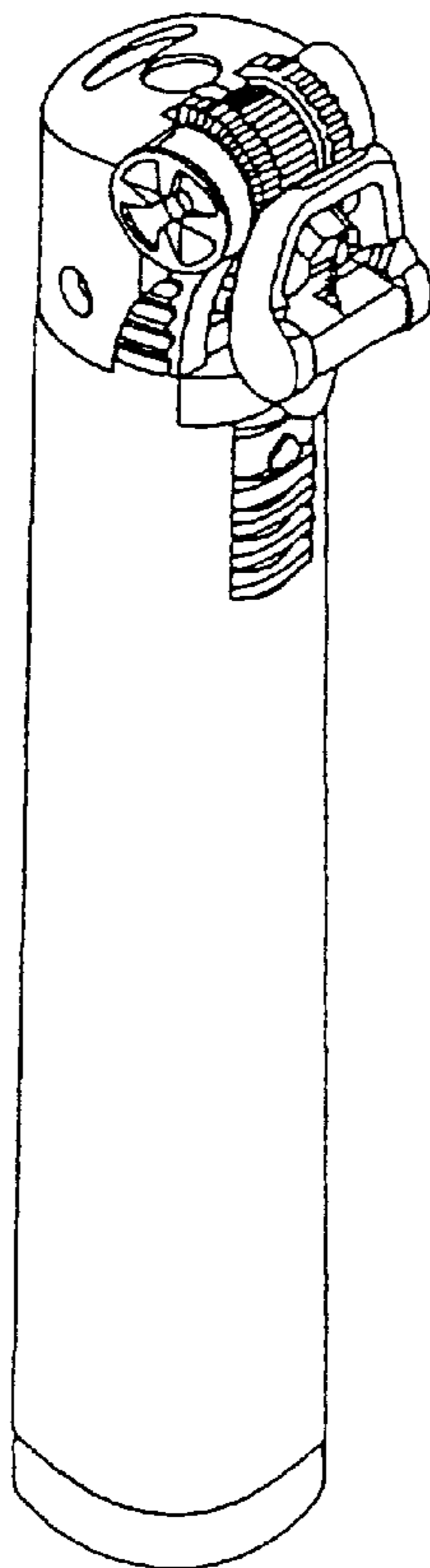
(57) **CLAIM**


The ornamental design for a lighter, as shown and described.

**DESCRIPTION**


FIG. 1 is a front view of the article.  
FIG. 2 is a right side view of the article.  
FIG. 3 is a left side view of the article.  
FIG. 4 is a top view of the article.  
FIG. 5 is a back view of the article.  
FIG. 6 is a bottom view of the article; and,  
FIG. 7 is a perspective view of the article.  
If portions of the structures shown in the drawings include broken lines, such portions represent environment(s) in which the claimed design may be used.

**1 Claim, 4 Drawing Sheets**






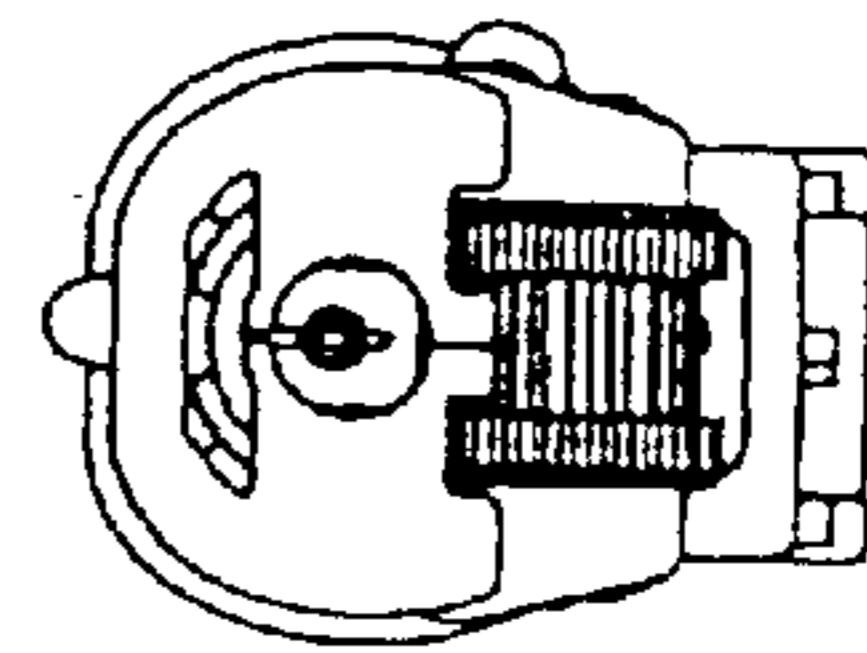
*Fig. 1*




*Fig. 2*



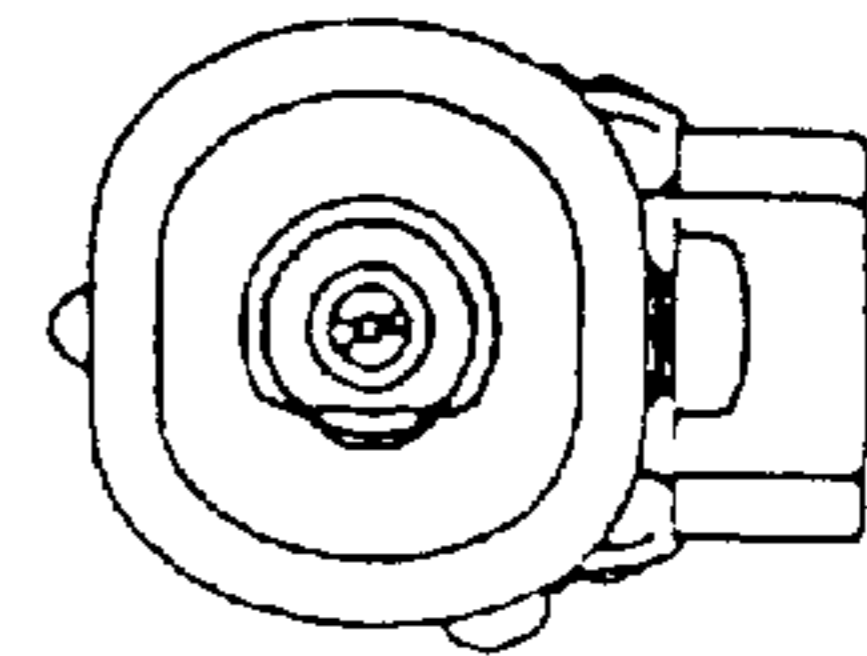
*Fig. 3*




*Fig. 4*



*Fig. 5*



*Fig. 6*



*Fig. 7*