



US00D485387S

(12) **United States Design Patent**
Harbaugh

(10) **Patent No.:** **US D485,387 S**

(45) **Date of Patent:** **** Jan. 13, 2004**

(54) **LANTERN**

D468,470 S * 1/2003 Chen D26/67
D470,261 S * 2/2003 Dolan D26/67

(76) **Inventor:** **Kenneth A. Harbaugh**, 9886
Riverwood Ct., Douglasville, GA (US)
30135

* cited by examiner

(**) **Term:** **14 Years**

Primary Examiner—Marcus A. Jackson
(74) *Attorney, Agent, or Firm*—Kilpatrick Stockton LLP

(21) **Appl. No.:** **29/176,393**

(57) **CLAIM**

(22) **Filed:** **Feb. 21, 2003**

The ornamental design for a lantern, as shown and described.

(51) **LOC (7) Cl.** **26-05**

DESCRIPTION

(52) **U.S. Cl.** **D26/67**

(58) **Field of Search** D26/67, 68, 72-92;
362/147, 367, 368, 404-408, 432


FIG. 1 is a perspective view showing the lantern;
FIG. 2 is a front view thereof, the rear view being the same;
FIG. 3 is a side view thereof, the other side view being the same;
FIG. 4 is a top view thereof; and,
FIG. 5 is a bottom view thereof.

(56) **References Cited**

U.S. PATENT DOCUMENTS

D427,352 S * 6/2000 Miranda D26/67
D466,243 S * 11/2002 Chen D26/67

1 Claim, 4 Drawing Sheets






Fig. 1

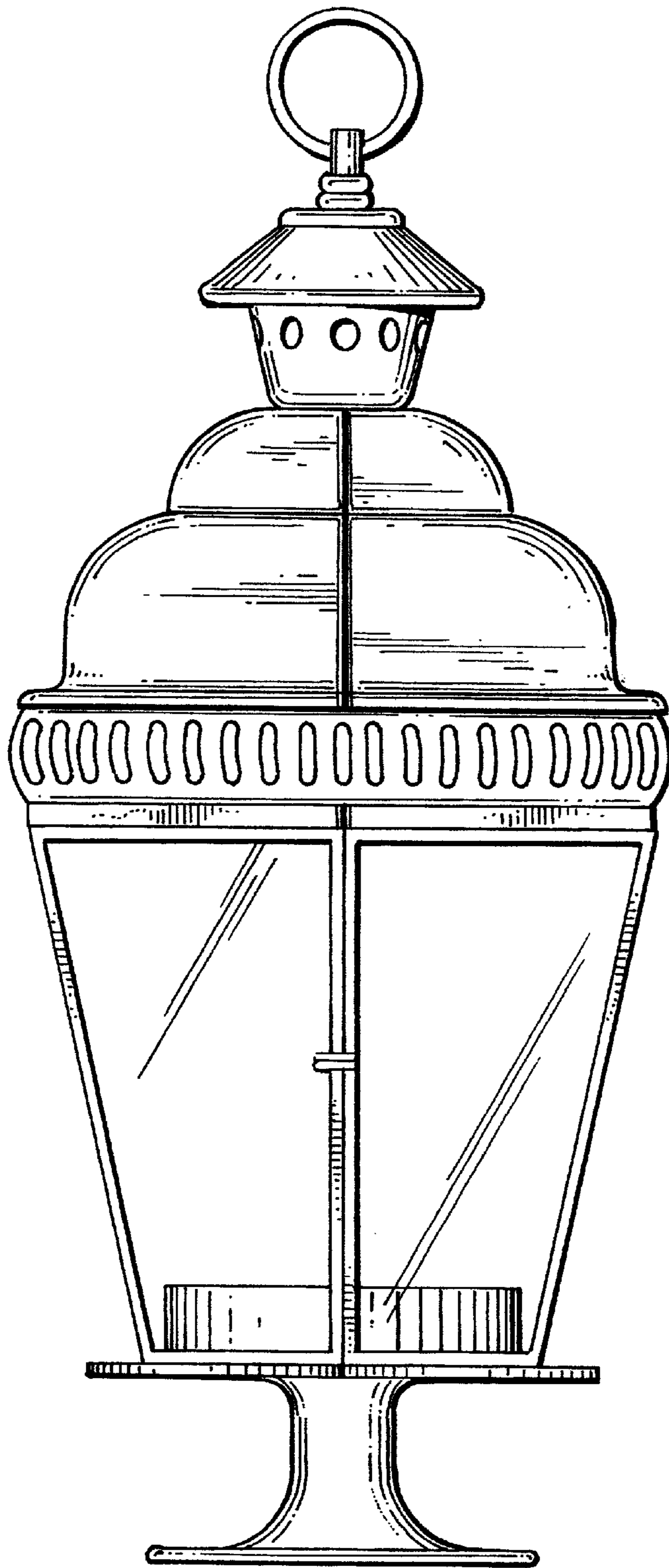


Fig. 2




Fig. 3




Fig. 4

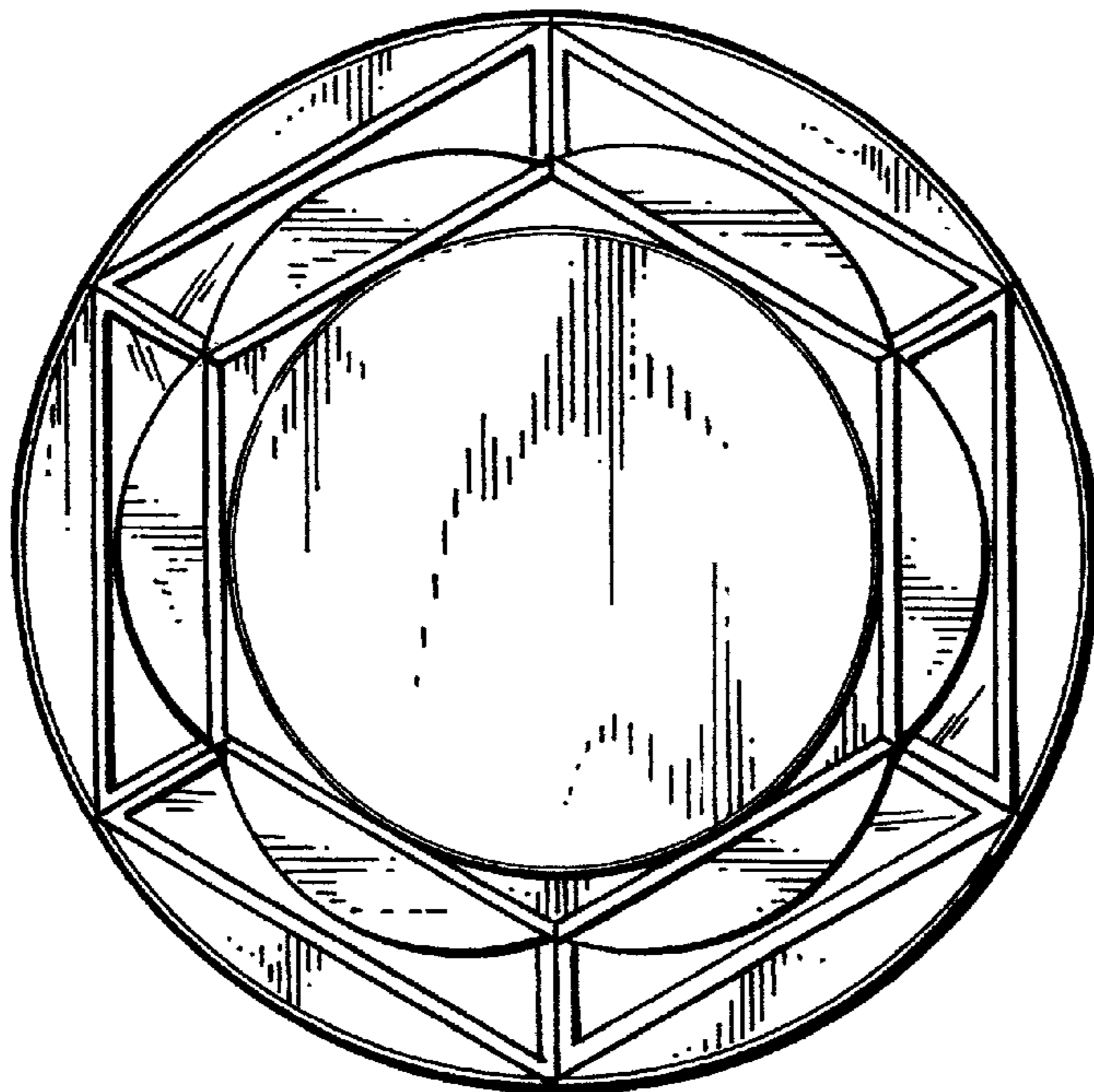


Fig. 5