



US00D485374S

(12) **United States Design Patent**
McCue et al.

(10) **Patent No.:** **US D485,374 S**

(45) **Date of Patent:** **** Jan. 13, 2004**

(54) **COVER FOR A BOLLARD**

(75) Inventors: **David S. McCue**, Manchester, MA
(US); **Daniel B. Ballou**, Salem, MA
(US); **William H. Sullivan**, N.
Andover, MA (US); **Adam P. Stevens**,
Salem, MA (US)

(73) Assignee: **McCue Corporation**, Salem, MA (US)

(**) Term: **14 Years**

(21) Appl. No.: **29/179,780**

(22) Filed: **Apr. 15, 2003**

(51) **LOC (7) Cl.** **25-01**

(52) **U.S. Cl.** **D25/126; D25/38**

(58) **Field of Search** **D25/38, 126, 1;**
405/10, 257, 249, 216; 256/1, 13.1

(56) **References Cited**

U.S. PATENT DOCUMENTS

468,291 A	2/1892	Bedbury et al.	
774,548 A	11/1904	Andlauer	
1,903,869 A	4/1933	Meister et al.	
1,950,801 A	* 3/1934	Kraner	405/216
3,416,484 A	12/1968	Chapman	
3,420,013 A	1/1969	Alvarado	
3,957,250 A	5/1976	Murphy	
3,991,532 A	11/1976	Buxbom	
4,019,301 A	4/1977	Fox	
4,021,977 A	5/1977	Deike	
4,060,222 A	11/1977	Pitkin et al.	
4,092,079 A	5/1978	Swanson	
4,244,156 A	1/1981	Watts, Jr.	
4,245,931 A	1/1981	Watts, Jr.	
D269,209 S	5/1983	Hegarty	
4,516,756 A	* 5/1985	Beatty	256/1
4,644,722 A	2/1987	Phillips	
4,912,901 A	4/1990	Jerry	
4,961,258 A	10/1990	Menzel	
4,972,864 A	11/1990	Almond	
5,141,207 A	8/1992	Meglino et al.	
5,170,996 A	12/1992	Venegas, Jr. et al.	
5,311,713 A	5/1994	Goodrich	

D349,164 S	* 7/1994	Fox	D25/38
5,354,037 A	10/1994	Venegas, Jr.	
5,364,077 A	11/1994	Venegas, Jr. et al.	
5,370,368 A	12/1994	Terrels et al.	
5,557,900 A	9/1996	Shaneour	
5,566,927 A	10/1996	Venegas, Jr.	
5,568,709 A	10/1996	Steckler	

(List continued on next page.)

Primary Examiner—Doris Clark

(74) *Attorney, Agent, or Firm*—Lahive & Cockfield, LLP


(57) **CLAIM**

The ornamental design for cover for a bollard, as shown and described.

DESCRIPTION

FIG. 1 is a perspective view of a first embodiment.
 FIG. 2 is a side view of a first embodiment.
 FIG. 3 is a sectional view of a first embodiment taken along line 3—3 of FIG. 2.
 FIG. 4 is a top view of a first embodiment.
 FIG. 5 is a bottom view of a first embodiment.
 FIG. 6 is a perspective view of a second embodiment.
 FIG. 7 is a side view of a second embodiment.
 FIG. 8 is a sectional view of a second embodiment taken along line 8—8 of FIG. 7.
 FIG. 9 is a top view of a second embodiment.
 FIG. 10 is a bottom view of a second embodiment.
 FIG. 11 is a perspective view of a third embodiment.
 FIG. 12 is a side view of a third embodiment.
 FIG. 13 is a sectional view of a third embodiment taken along line 13—13 of FIG. 12.
 FIG. 14 is a top view of a third embodiment.
 FIG. 15 is a bottom view of a third embodiment.
 FIG. 16 is a perspective view of a fourth embodiment.
 FIG. 17 is a side view of a fourth embodiment.
 FIG. 18 is a sectional view of a fourth embodiment taken along line 18—18 of FIG. 17.
 FIG. 19 is a top view of a fourth embodiment; and,
 FIG. 20 is a bottom view of a fourth embodiment.

1 Claim, 4 Drawing Sheets



US D485,374 S

Page 2

U.S. PATENT DOCUMENTS

5,572,846 A	11/1996	Sosa	6,052,972 A	4/2000	Rea et al.	
5,577,714 A	11/1996	Venegas, Jr.	6,053,337 A	4/2000	Venegas, Jr.	
5,605,414 A	2/1997	Fuller et al.	6,065,268 A	5/2000	Gump	
D380,274 S	6/1997	Stamets	D426,898 S	6/2000	Venegas, Jr.	
D383,920 S	9/1997	Morgan	6,131,886 A	10/2000	Venegas, Jr.	
5,678,365 A	10/1997	Venegas, Jr.	6,176,062 B1	1/2001	Fayle	
5,704,188 A	1/1998	Coulis	6,192,646 B1	2/2001	Grewe et al.	
5,809,733 A	9/1998	Venegas, Jr.	6,209,276 B1	4/2001	Venegas, Jr.	
5,853,167 A	12/1998	West et al.	D446,330 S	8/2001	Metchear, III	
5,862,921 A	1/1999	Venegas Jr.	6,283,457 B1	9/2001	Venegas, Jr.	
D406,915 S	3/1999	Metchear, III	D465,585 S *	11/2002	Venegas, Jr. D25/126
5,899,044 A	5/1999	Jarrett	2001/0035523 A1	11/2001	Venegas, Jr.	
D416,335 S	11/1999	Roy	2001/0039750 A1	11/2001	Venegas, Jr.	
6,006,479 A	12/1999	Fayle	2002/0056251 A1	5/2002	Venegas, Jr.	
6,009,683 A	1/2000	Grewe et al.	2002/0078639 A1	6/2002	Venegas, Jr.	
6,039,308 A	3/2000	Venegas, Jr.	2002/0096609 A1	7/2002	Venegas, Jr.	

* cited by examiner



Fig. 1




Fig. 2



Fig. 3

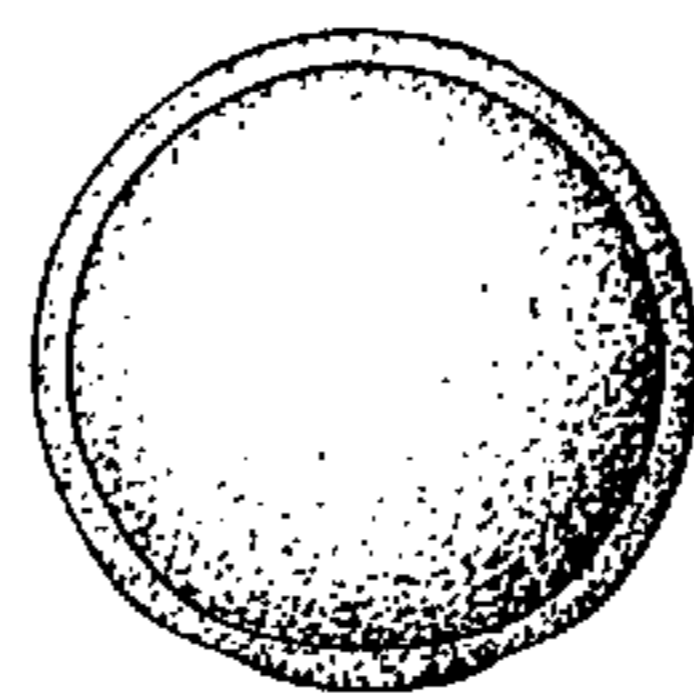


Fig. 4

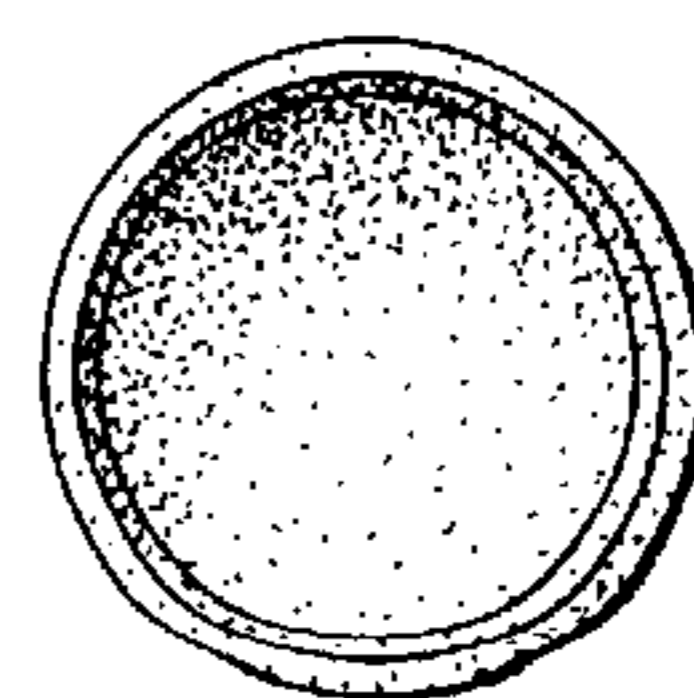


Fig. 5




Fig. 6




Fig. 7

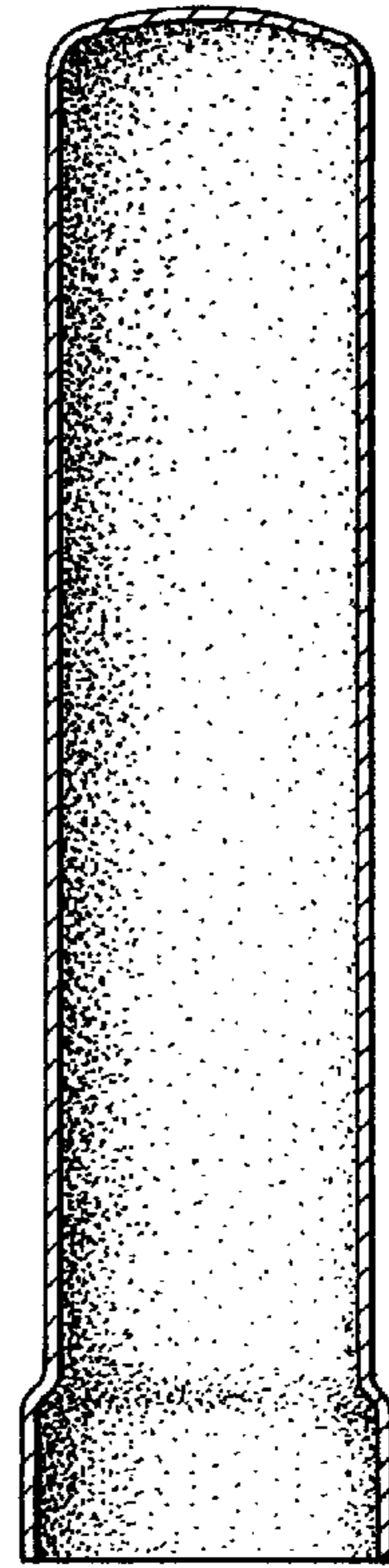


Fig. 8




Fig. 9

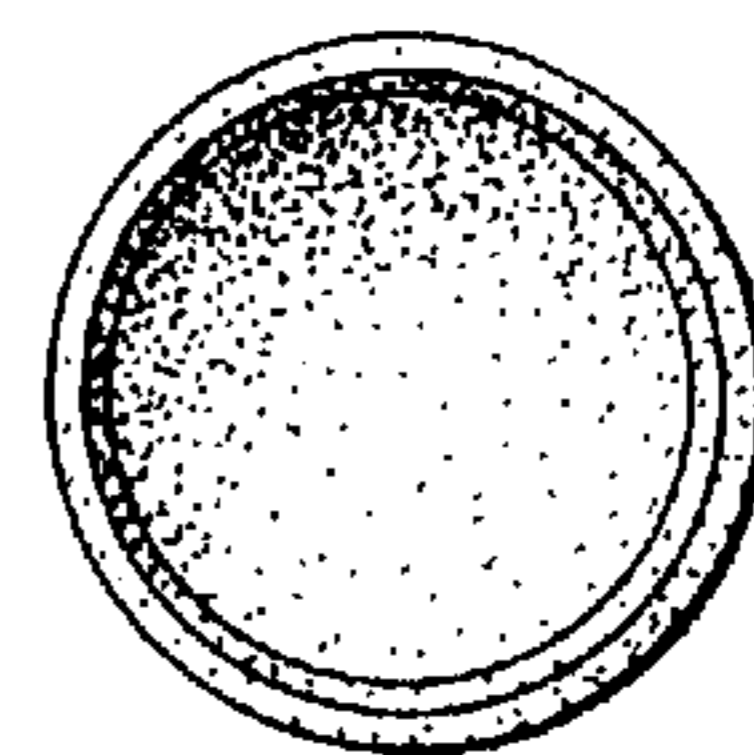


Fig. 10




Fig. 11




Fig. 12

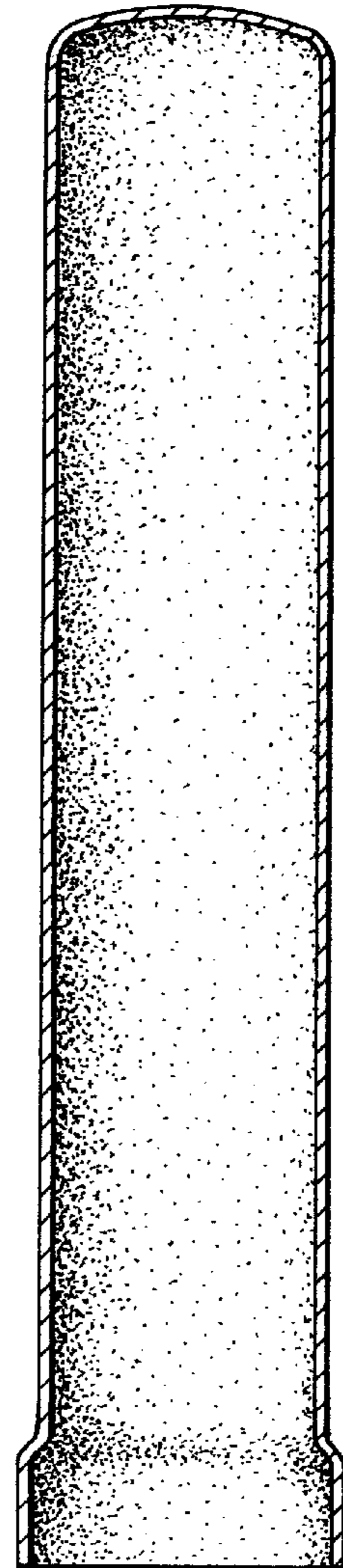


Fig. 13

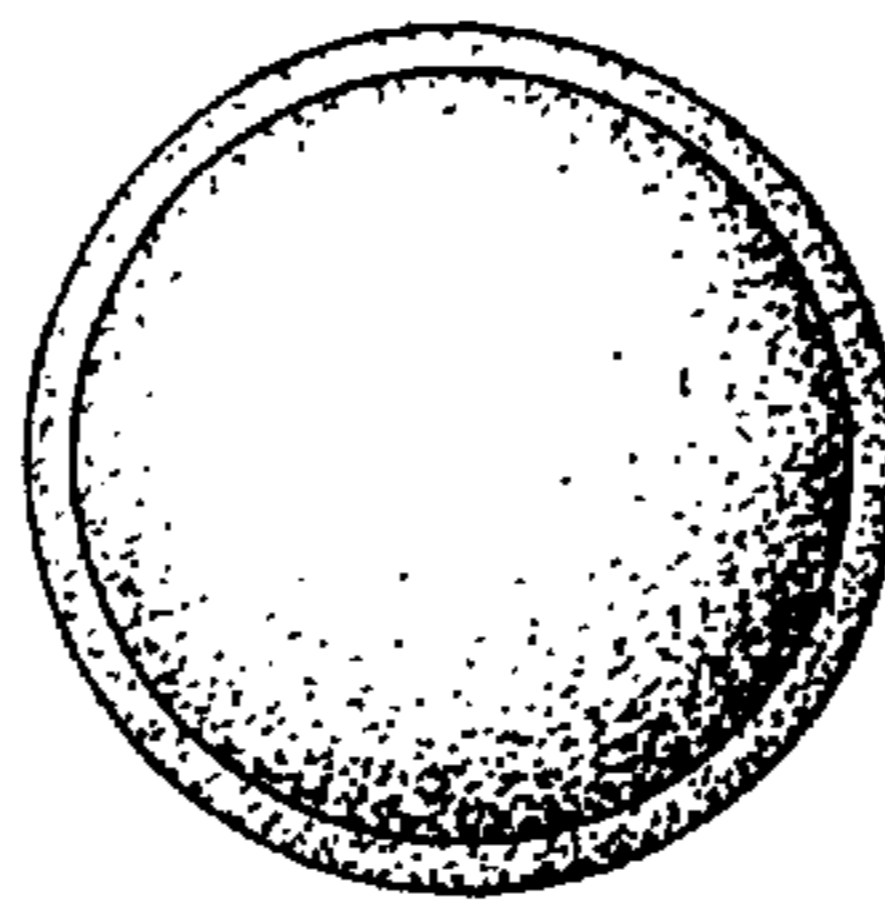


Fig. 14

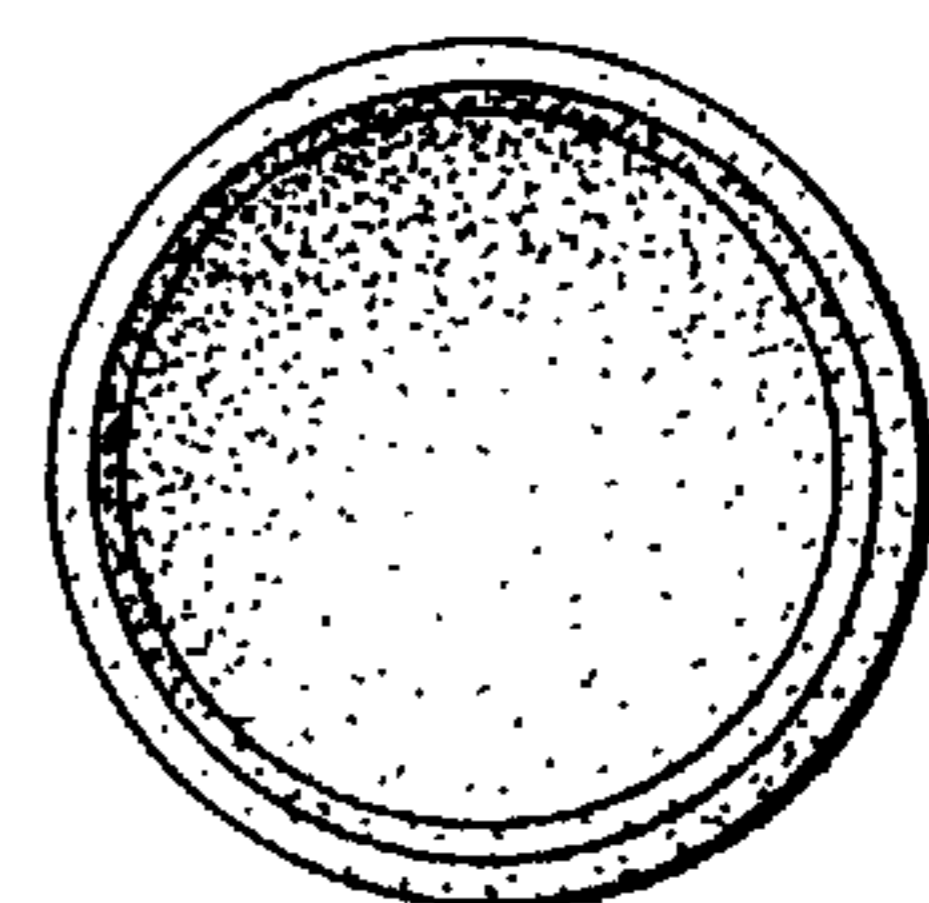


Fig. 15




Fig. 16




Fig. 17

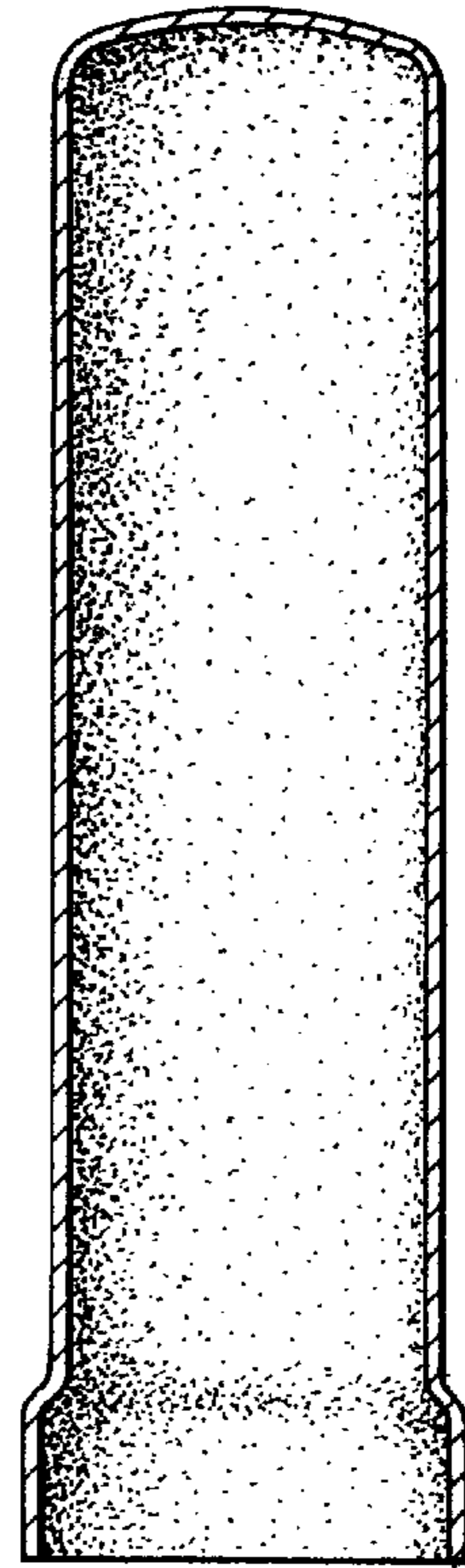


Fig. 18

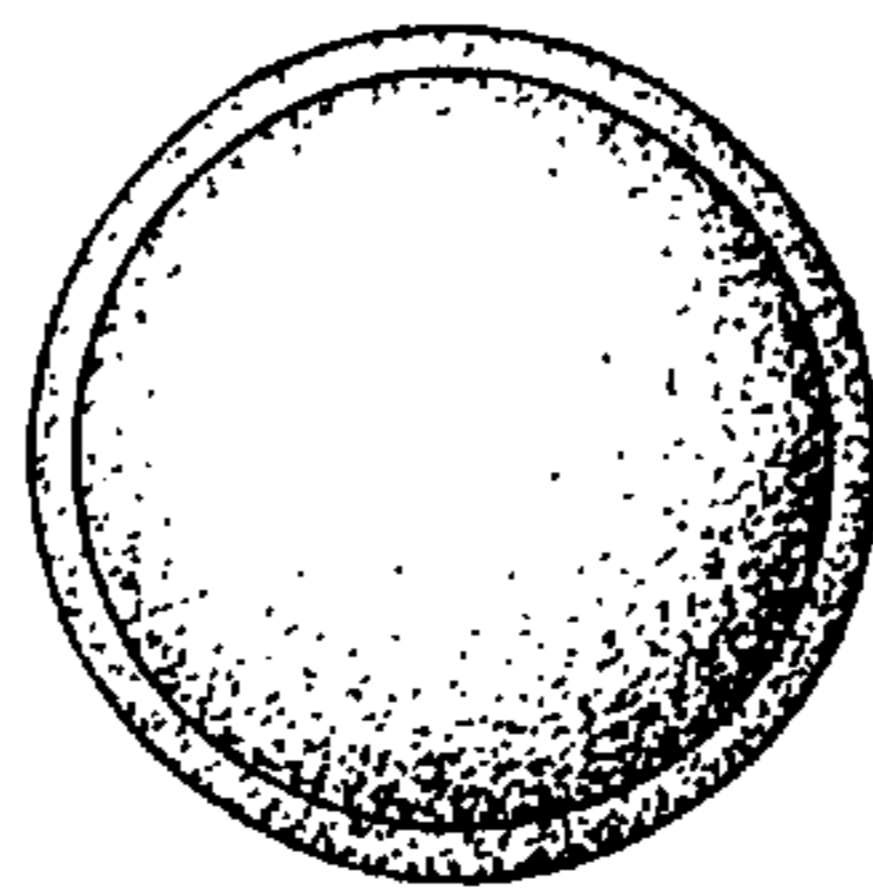


Fig. 19

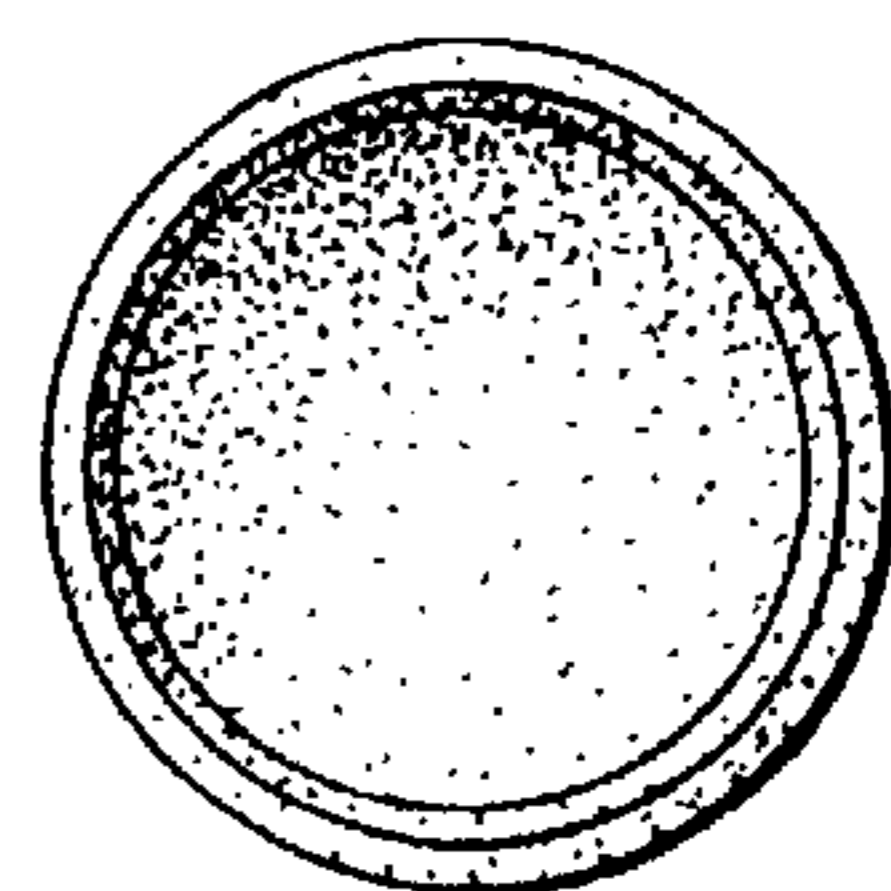


Fig. 20