



US00D485357S

(12) **United States Design Patent**
Kapinos, Sr.

(10) **Patent No.:** **US D485,357 S**
(45) **Date of Patent:** **** Jan. 13, 2004**

(54) **STETHOSCOPE WITH GLITTER**

(76) Inventor: **Andrew P. Kapinos, Sr.**, 286 Windsor Dr., Buffalo Grove, IL (US) 60089

(**) Term: **14 Years**

(21) Appl. No.: **29/165,913**

(22) Filed: **Aug. 20, 2002**

(51) **LOC (7) Cl.** **24-02**

(52) **U.S. Cl.** **D24/134**

(58) **Field of Search** D24/134; 181/131,
181/135, 132, 130; D19/51

(56) **References Cited**

U.S. PATENT DOCUMENTS

- 6,015,024 A * 1/2000 Rashman et al. 181/131
- D432,237 S * 10/2000 Shick D24/134
- 6,308,798 B1 * 10/2001 Rashman et al. 181/131
- D465,239 S * 11/2002 El-Fakir et al. D19/51

OTHER PUBLICATIONS

Lab Safety Supply Catalog "Sprague-Rappaport Type Stethoscope" see image in the upper right of page shown with blood pressure cuff p. 621 @1999.*

* cited by examiner

Primary Examiner—Ian Simmons

(74) *Attorney, Agent, or Firm*—Sonnenschein Nath & Rosenthal LLP; Brian R. McGinley

(57) **CLAIM**

The ornamental design for a stethoscope with glitter, as shown and described.

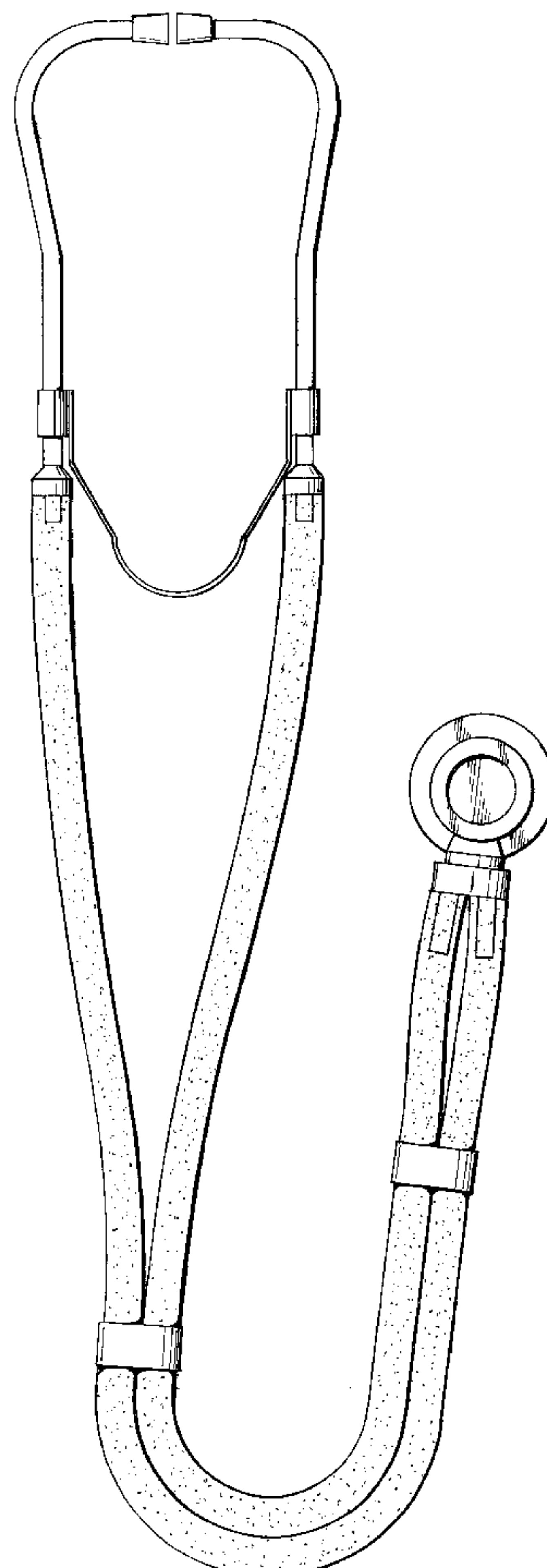
DESCRIPTION

FIG. 1 is a top, elevational view of a stethoscope with glitter showing the new design;

FIG. 2 is an enlarged, fragmentary, perspective view of a portion of tubing of the stethoscope with glitter shown in FIG. 1, and further showing glitter fixed throughout said tubing; and,

FIG. 3 is a side, elevational view of the stethoscope with glitter of FIG. 1.

1 Claim, 3 Drawing Sheets



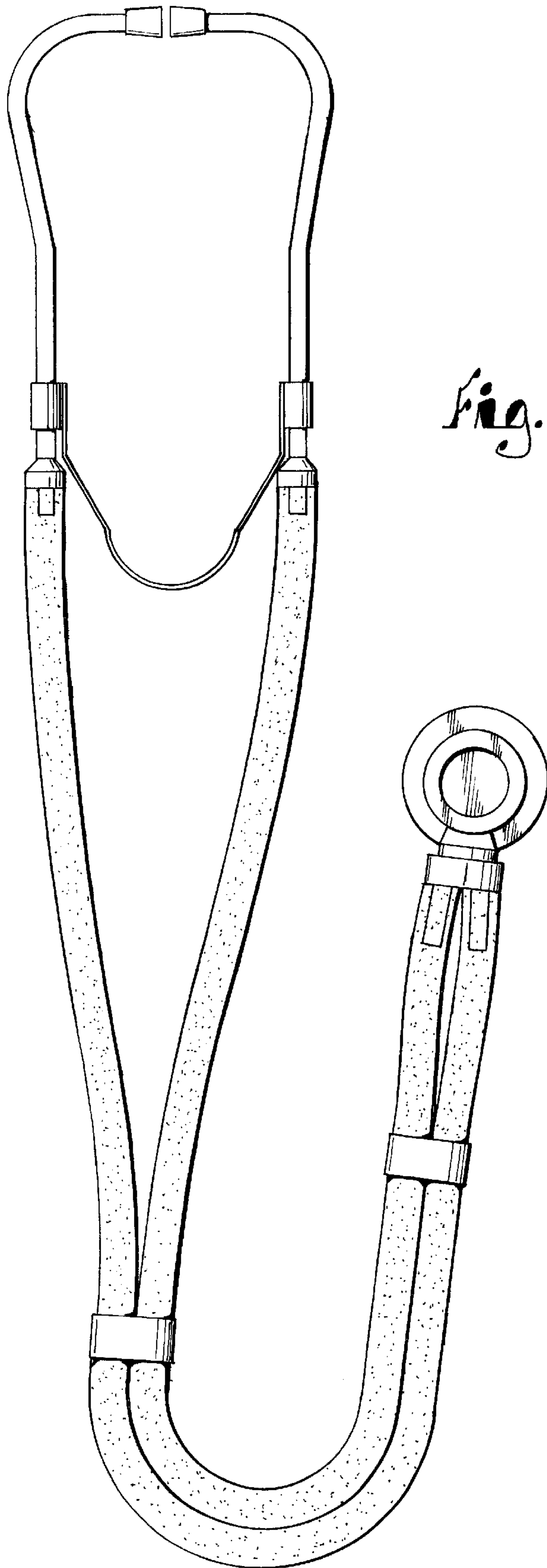


Fig. 1

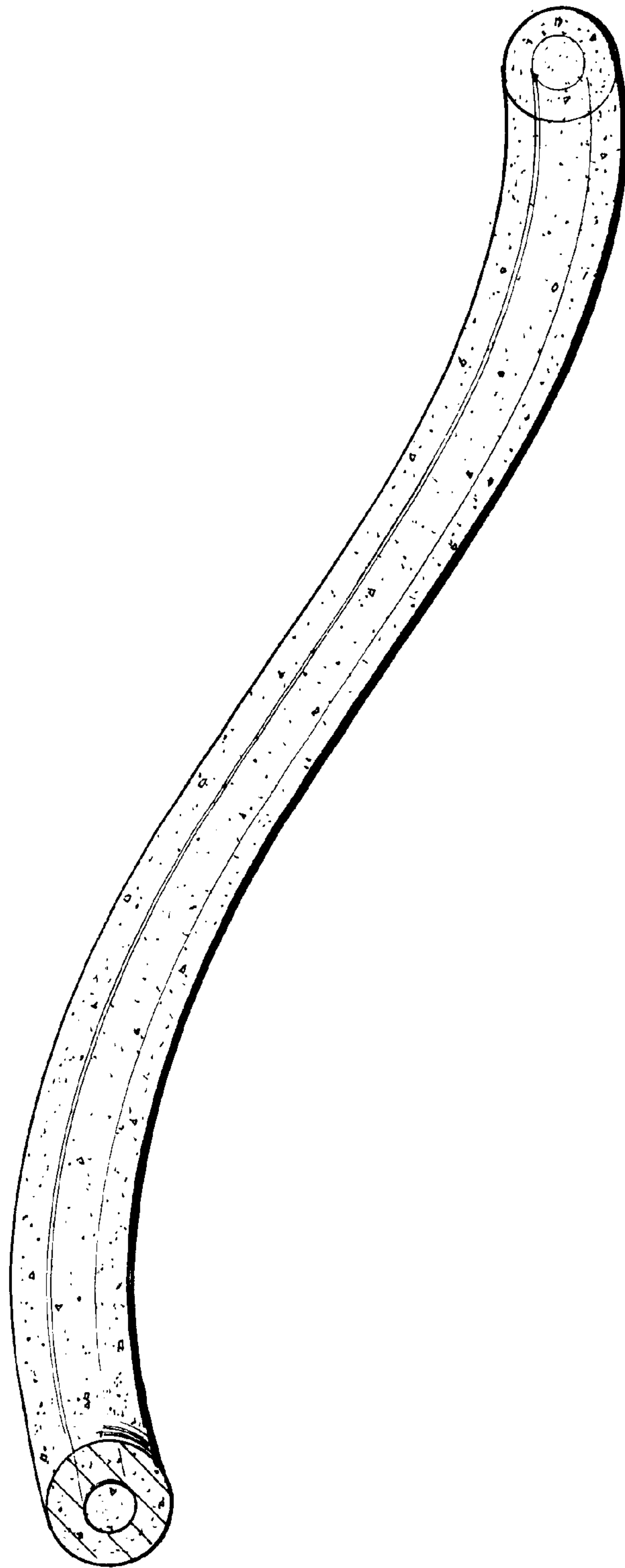


Fig. 2

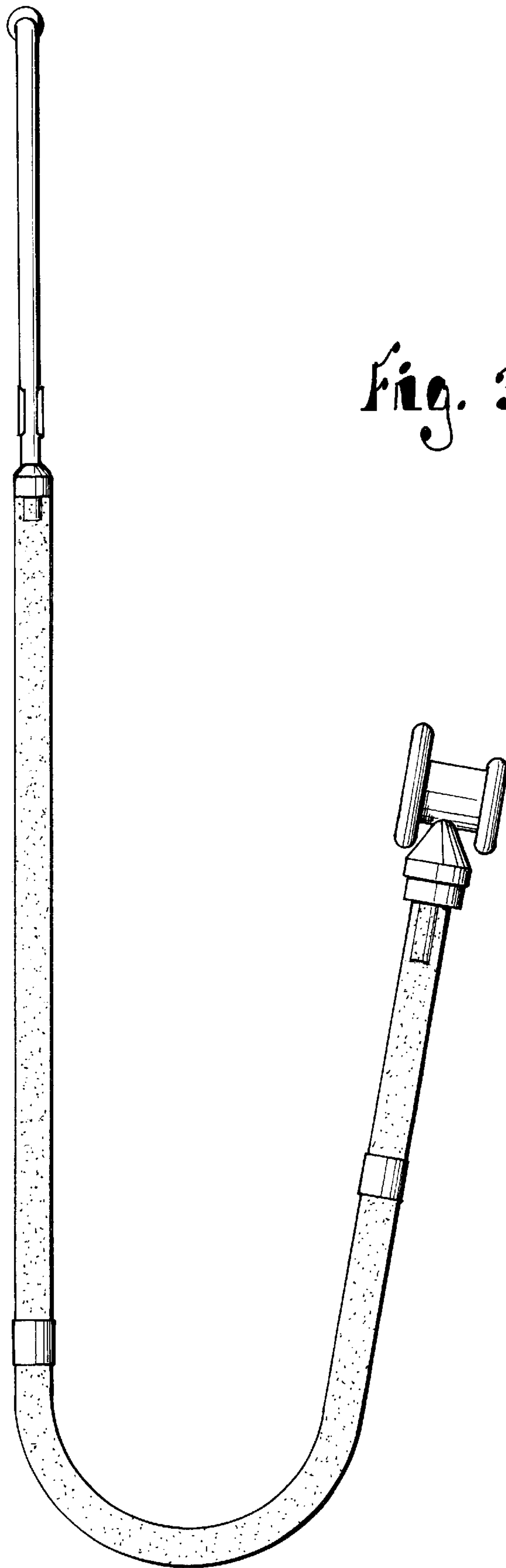


Fig. 3