



US00D485336S

(12) **United States Design Patent**
Delgado et al.

(10) **Patent No.:** **US D485,336 S**
(45) **Date of Patent:** **** Jan. 13, 2004**

(54) **COMMODE SEAT**

D397,426 S 8/1998 Woods
6,006,369 A 12/1999 Bly

(75) Inventors: **Christopher Hugh Delgado**, Stow, OH (US); **Robert R. Bly**, Wellington, OH (US); **John D. Lescher**, Westlake, OH (US); **John E. Owens**, Sheffield Village, OH (US); **Dennis L. Snyder**, Avon Lake, OH (US)

OTHER PUBLICATIONS

Carex/Rubbermaid Catalog (4 pages) 2000–2001 Catalog.
Drive Products Catalog (10 pages).
Graham–Field Catalog (5 pages) © 2002.
Guardian/Sunrise Medical Catalog (4 pages) Aug. 1999.
Medline Catalog (3 pages) © 2000.

(73) Assignee: **Invacare Corporation**, Elyria, OH (US)

* cited by examiner

(**) Term: **14 Years**

Primary Examiner—Louis S. Zarfaz

Assistant Examiner—Robert A. Delehanty

(21) Appl. No.: **29/169,774**

(74) *Attorney, Agent, or Firm*—Calfee, Halter & Griswold LLP

(22) Filed: **Oct. 25, 2002**

(51) **LOC (7) Cl.** **23-02**

(52) **U.S. Cl.** **D23/311**

(58) **Field of Search** D23/295, 303,
D23/309, 311–312; 4/661, 300, 444, 217,
234, 237, 246.5, 239

(57) **CLAIM**

The ornamental design for a commode seat, as shown and described.

DESCRIPTION


FIG. 1 is a perspective view of a commode seat showing our new design;
FIG. 2 is a right side elevational view thereof, the left side being a mirror image;
FIG. 3 is a top plan view thereof;
FIG. 4 is a bottom plan view thereof;
FIG. 5 is a front elevational view thereof; and,
FIG. 6 is a rear elevational view thereof.
The broken line showings in the drawings are for illustrative purposes only and form no part of the claimed design.

(56) **References Cited**

U.S. PATENT DOCUMENTS

1,951,621 A	*	3/1934	Mayetto	4/239
D236,345 S		8/1975	Thomas		
D262,486 S	*	12/1981	Boyter	D23/311
D292,432 S	*	10/1987	Rasmussen	D23/311
D306,641 S	*	3/1990	Kohler, Jr. et al.	D23/311
5,197,152 A		3/1993	Rose et al.		
5,289,596 A		3/1994	Rose et al.		
5,343,573 A		9/1994	Rose et al.		
D377,971 S		2/1997	Vanakkeren et al.		

1 Claim, 3 Drawing Sheets



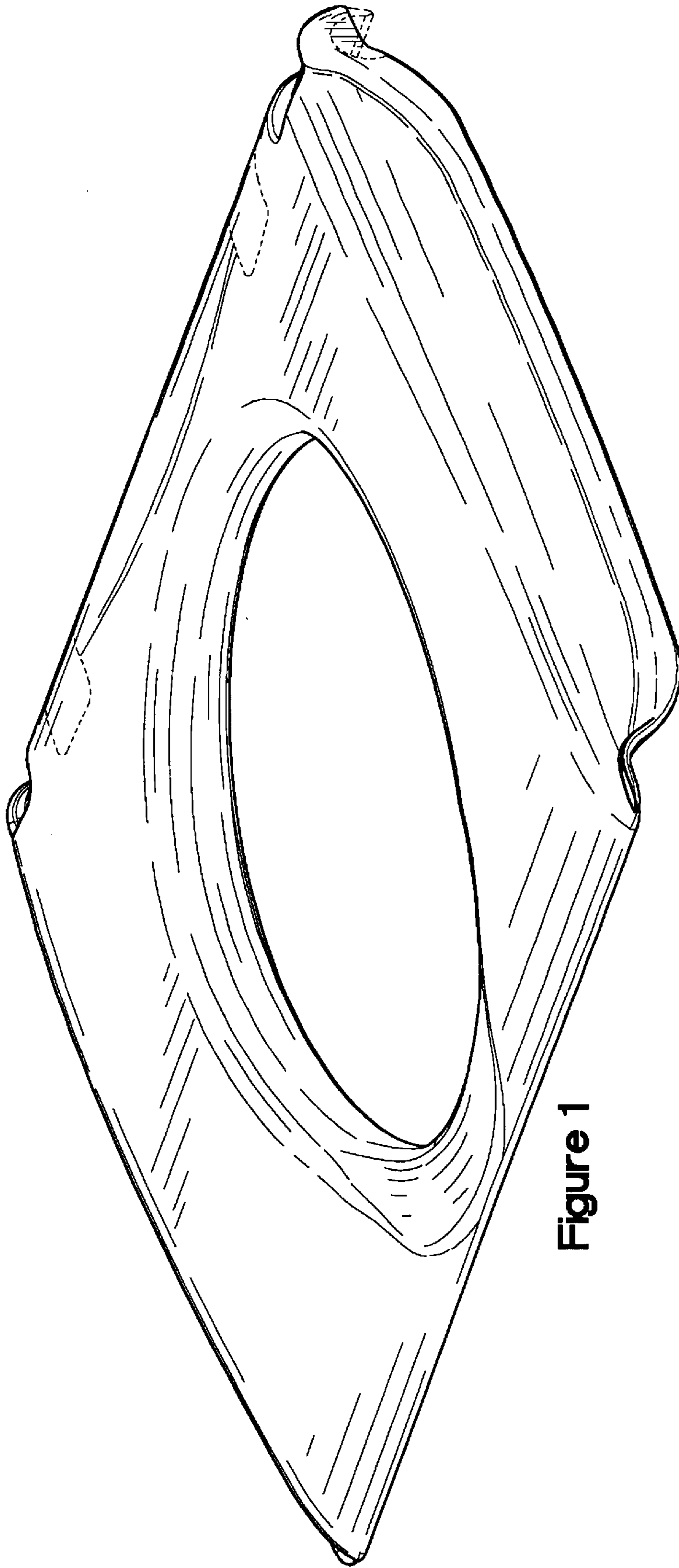


Figure 1




Figure 2

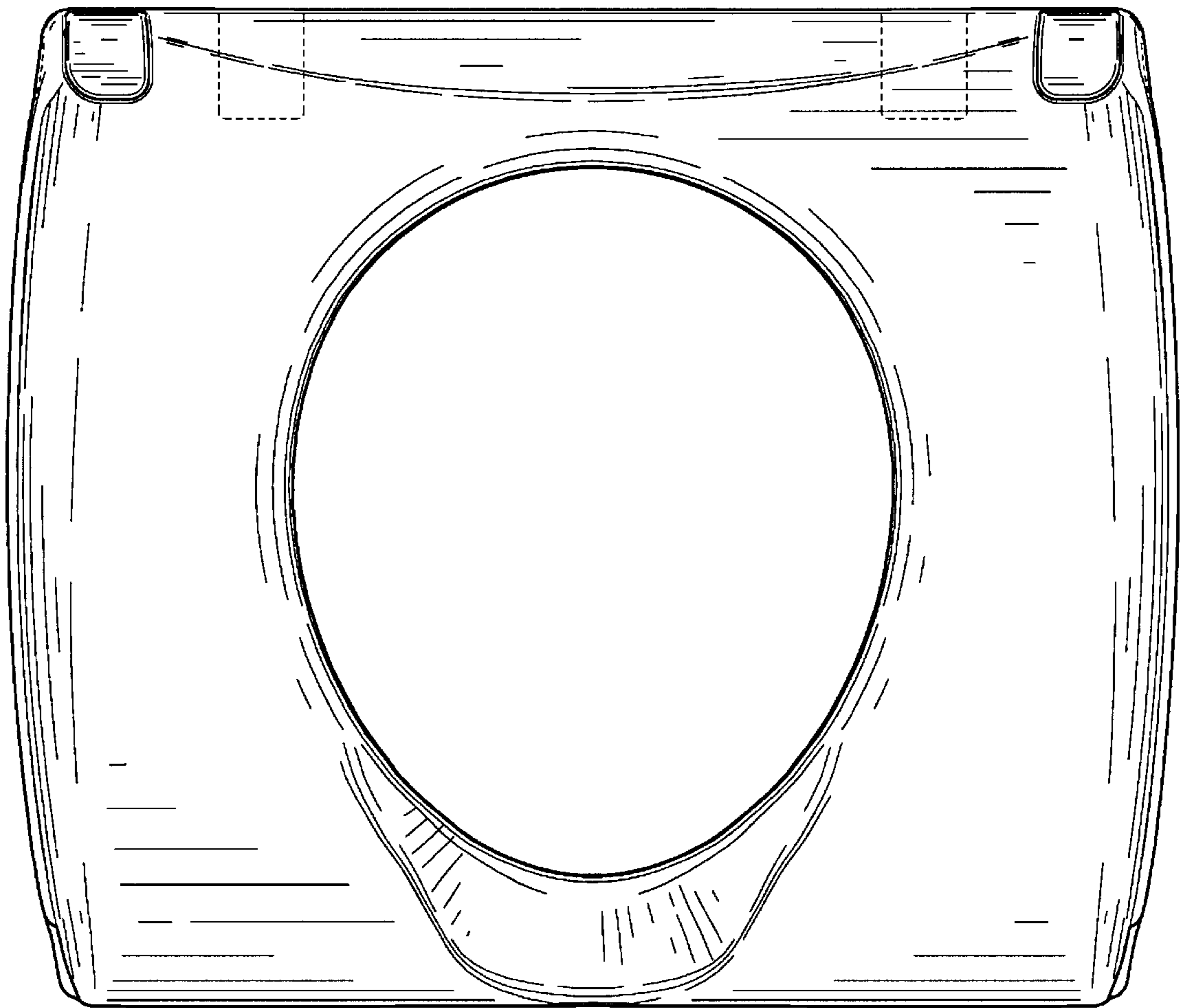


Figure 3

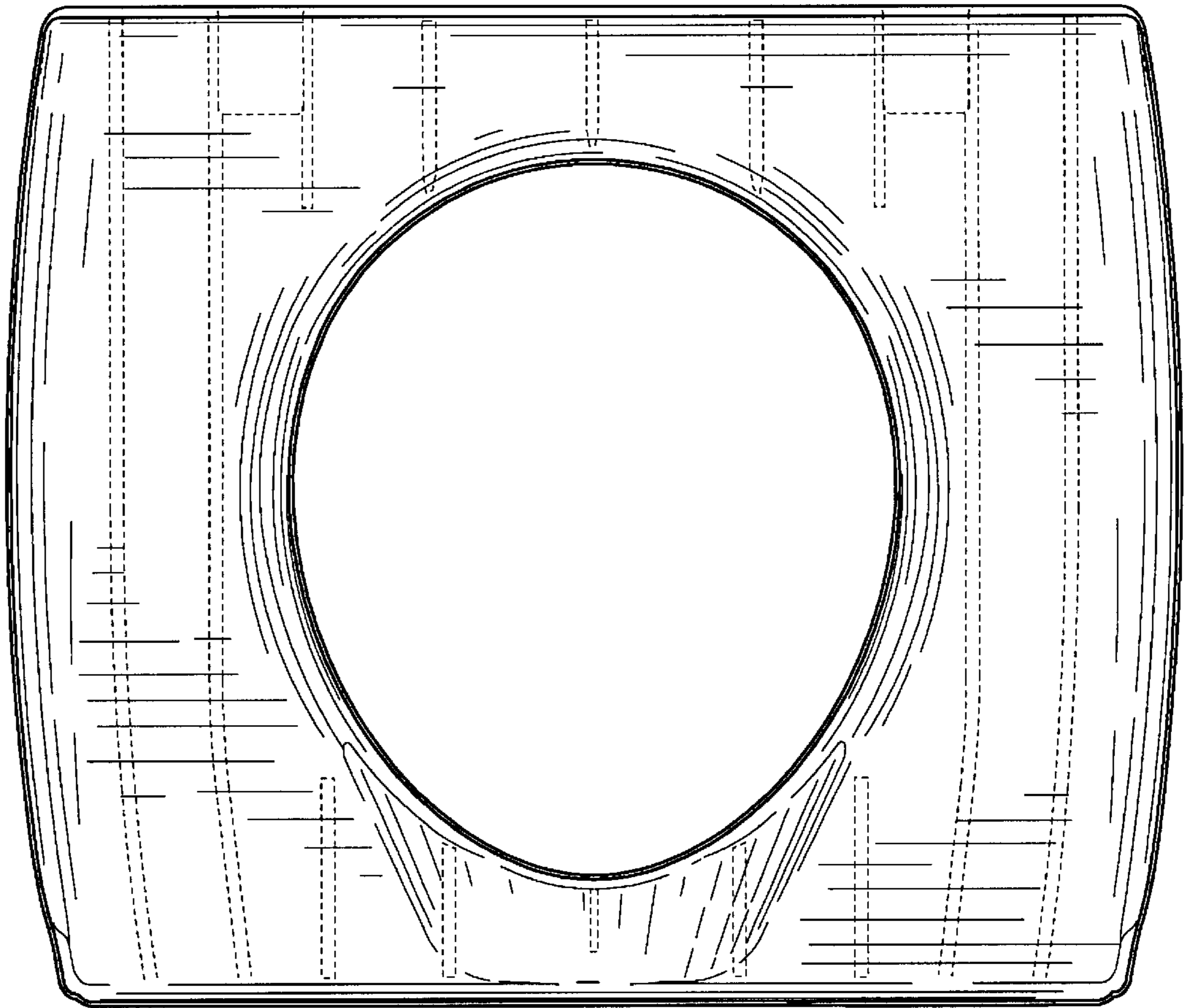


Figure 4




Figure 5




Figure 6