



US00D485325S

(12) **United States Design Patent**
Rohan-Weaver

(10) **Patent No.:** **US D485,325 S**

(45) **Date of Patent:** **** Jan. 13, 2004**

(54) **GOLF BALL SLIDER WEIGHT FOR GOLF CLUB**

5,417,108 A * 5/1995 Chastonay 73/65.03
5,711,718 A * 1/1998 Mueller 473/234
5,776,006 A * 7/1998 Gruber 473/256
6,461,163 B1 * 10/2002 Gallagher et al. 434/252

(76) **Inventor:** **John W. Rohan-Weaver**, 2001 Sheeler Oaks Dr., Apopka, FL (US) 32703

* cited by examiner

(**) **Term:** **14 Years**

Primary Examiner—Mitchell Siegel

(21) **Appl. No.:** **29/169,785**

(74) *Attorney, Agent, or Firm*—Julian C. Renfro, Esq.

(22) **Filed:** **Oct. 25, 2002**

(57) **CLAIM**

(51) **LOC (7) Cl.** **21-02**

The ornamental design for the golf ball slider weight for golf club, as shown and described.

(52) **U.S. Cl.** **D21/789**

DESCRIPTION

(58) **Field of Search** D21/789, 791;
473/233, 234, 228, 457, 256, 316, 231,
238, 289, 290

FIG. 1 is a view of my golf ball slider weight residing in the immediate vicinity of the handle of the golf club;

(56) **References Cited**

FIG. 2 is a view showing a golf ball slider weight having moved down the shaft to a location adjacent the club head; and,

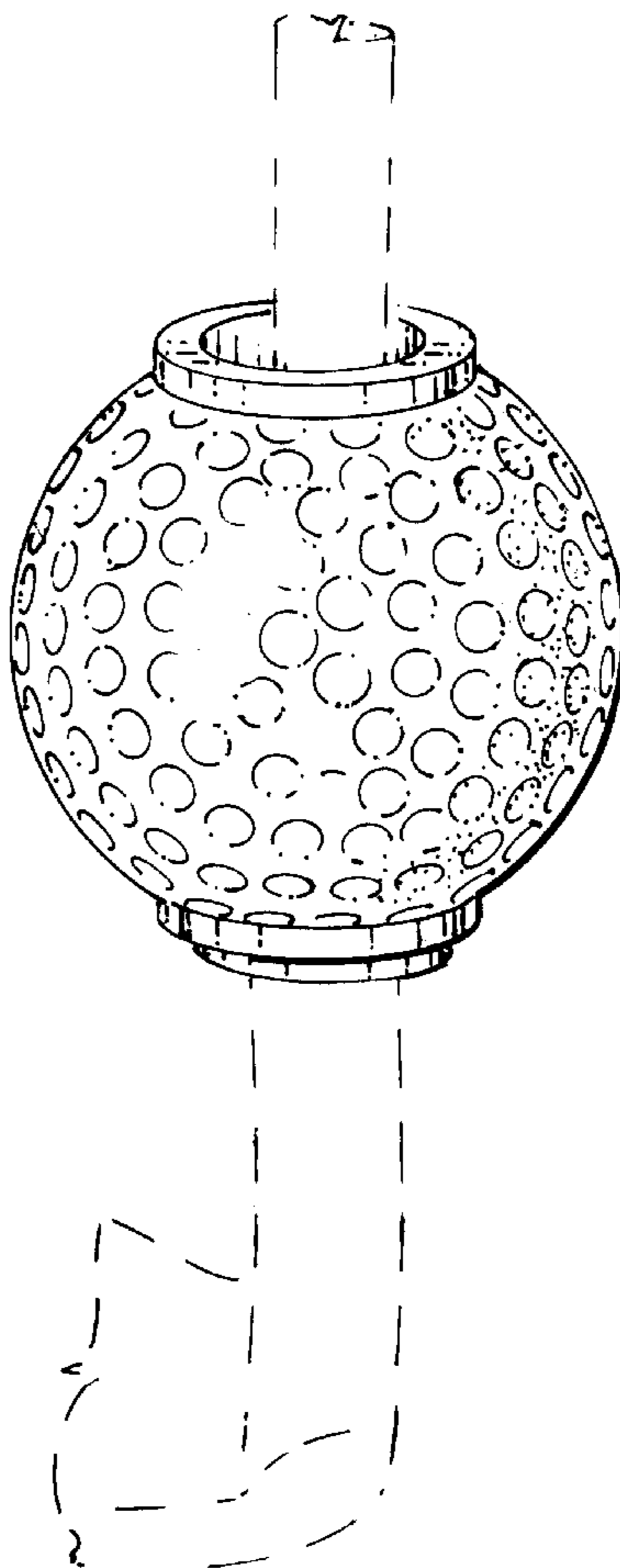
U.S. PATENT DOCUMENTS

2,135,648 A * 11/1938 Stumpf 473/233
2,950,115 A 8/1960 Hurdzan
4,027,886 A * 6/1977 Katsube 473/234
4,330,121 A * 5/1982 McCafferty 473/228
4,588,191 A * 5/1986 Stewart 473/256
5,178,394 A * 1/1993 Tanampai 473/316

FIG. 3 is a view looking through the golf ball slider weight, when removed from the shaft of the golf club.

The broken line showing is for illustrative purposes only and forms no part of the claimed design.

1 Claim, 1 Drawing Sheet



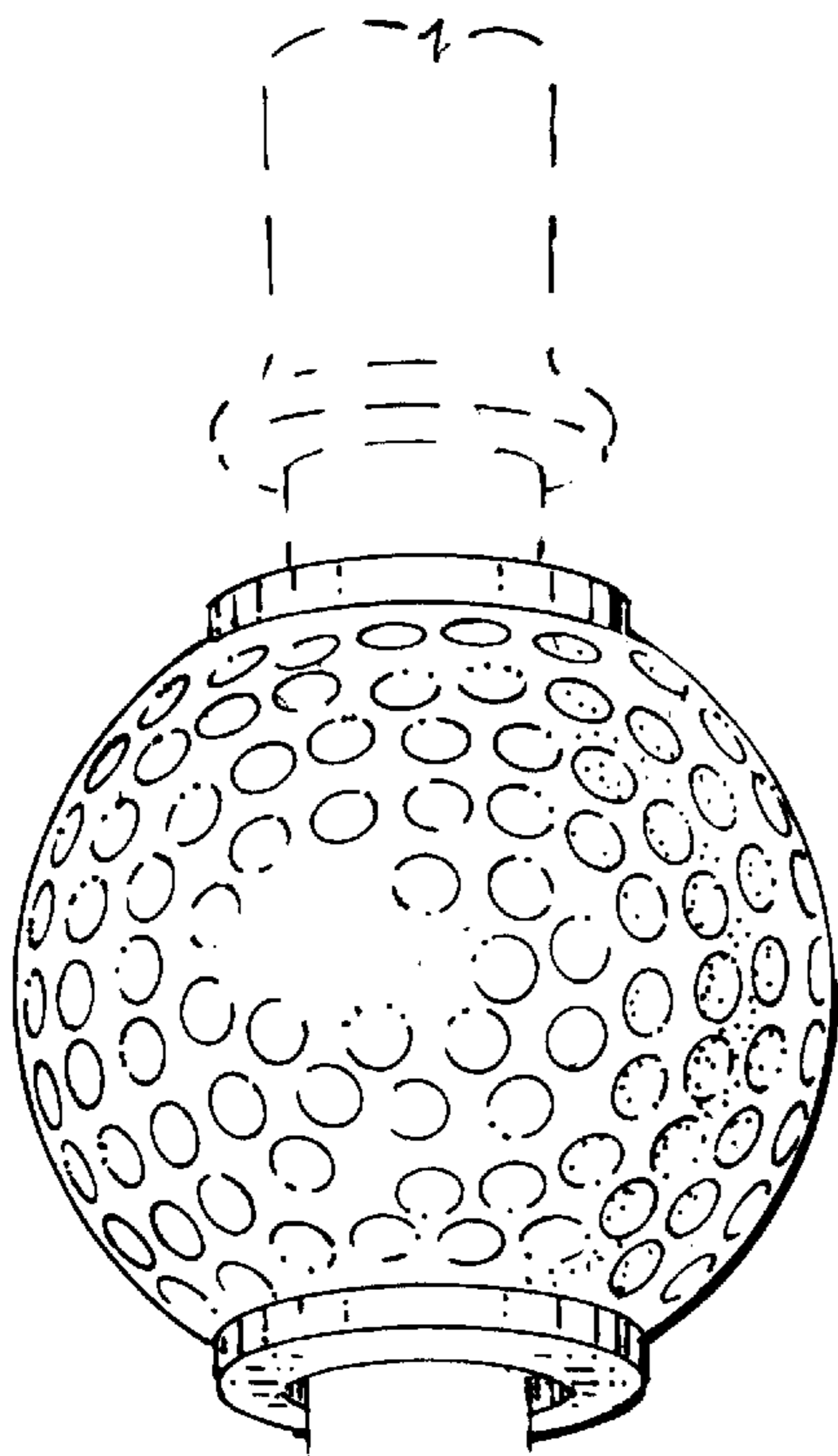


FIG 1

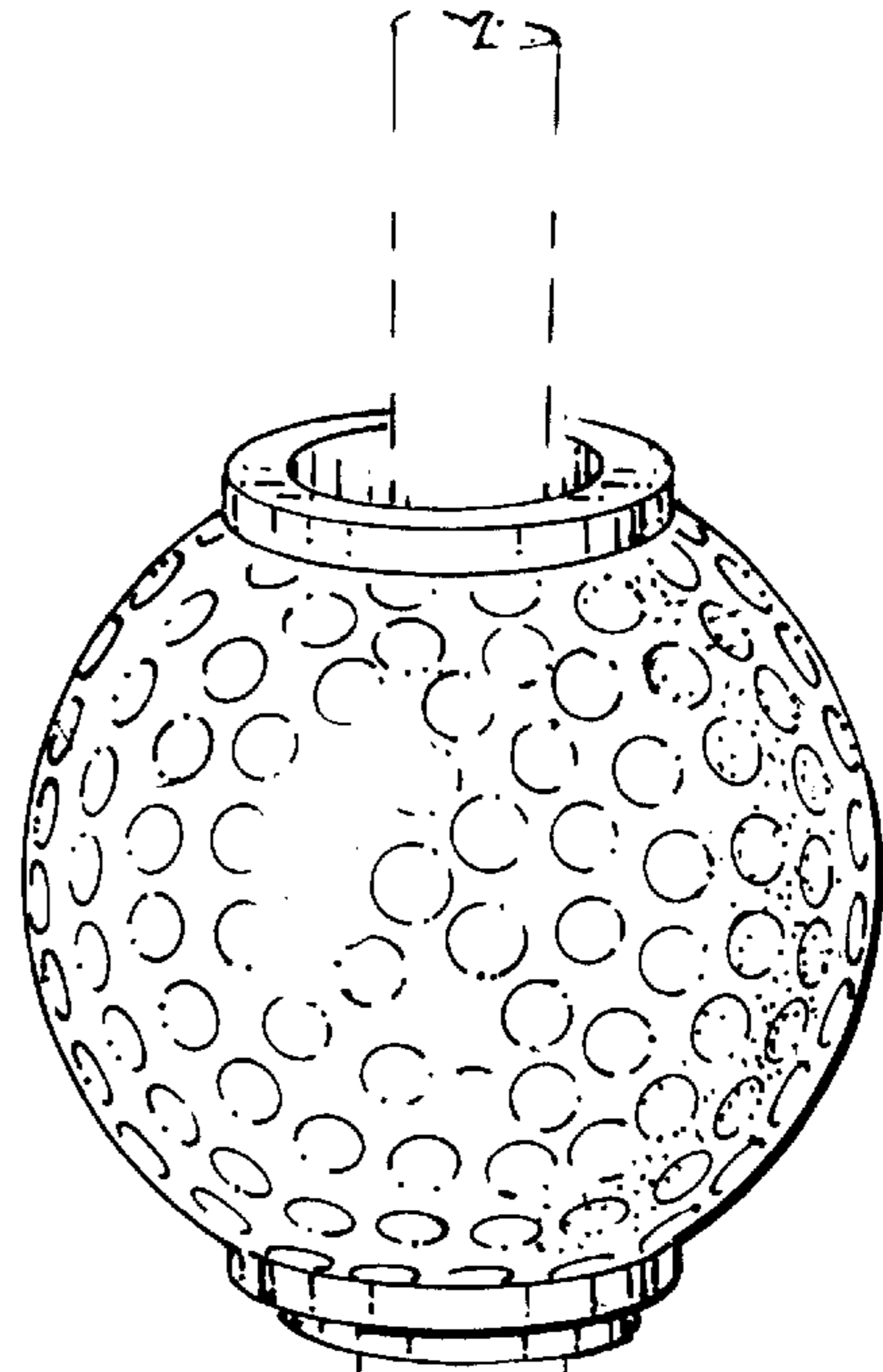


FIG 2

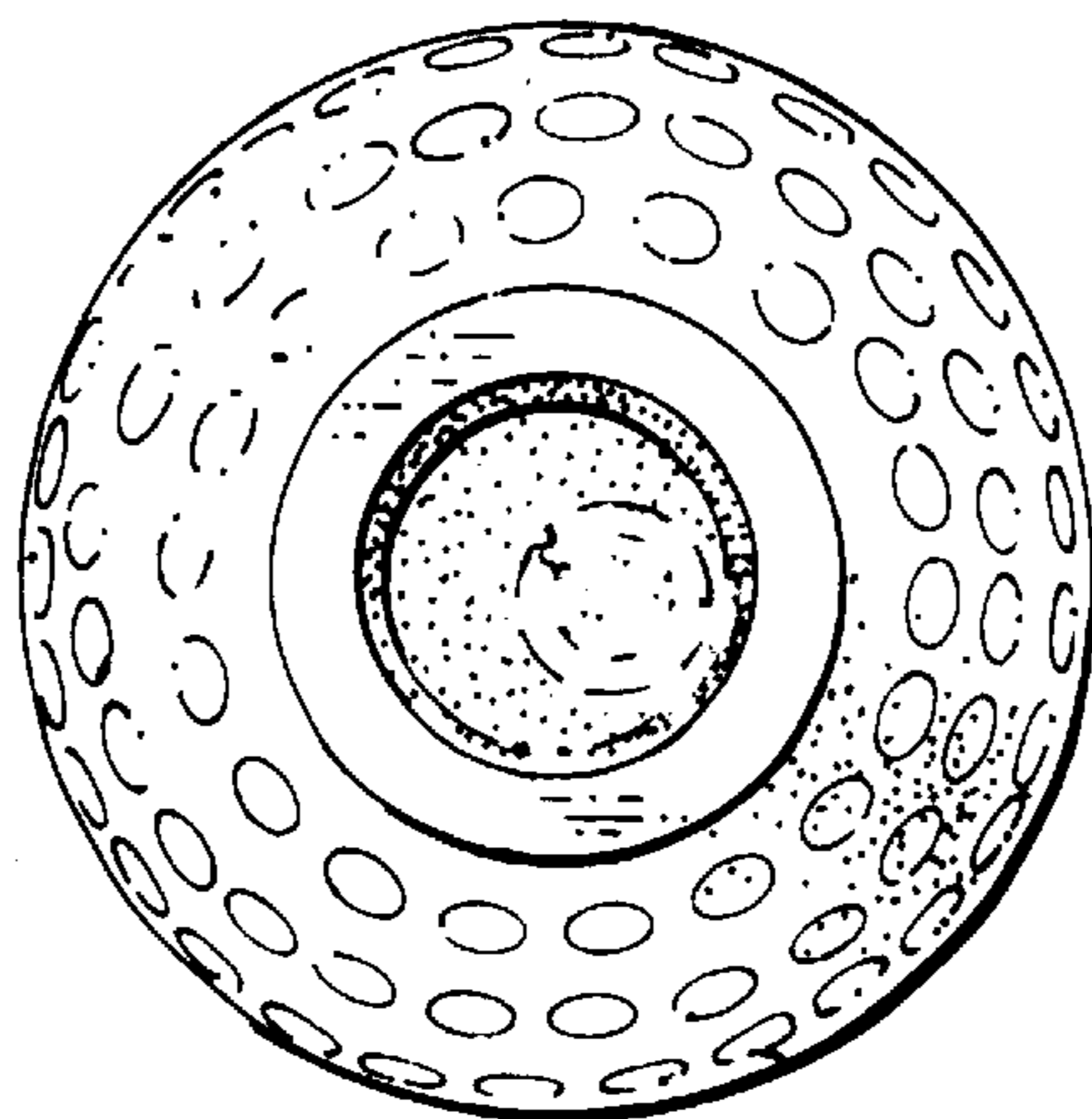


FIG 3