



US00D485322S

(12) **United States Design Patent**  
**Madore**

(10) **Patent No.:** **US D485,322 S**

(45) **Date of Patent:** **\*\* Jan. 13, 2004**

(54) **PORTION OF A GOLF CLUB HEAD**

(75) **Inventor:** **Carl L. Madore**, Portland, OR (US)

(73) **Assignee:** **Nike, Inc.**, Beaverton, OR (US)

(\*\*) **Term:** **14 Years**

(21) **Appl. No.:** **29/183,005**

(22) **Filed:** **Jun. 5, 2003**

**Related U.S. Application Data**

(62) Division of application No. 29/174,527, filed on Jan. 22, 2003.

(51) **LOC (7) Cl.** ..... **21-02**

(52) **U.S. Cl.** ..... **D21/742**

(58) **Field of Search** ..... D21/736-746;  
473/324-329, 340, 341, 251-256

(56) **References Cited**

**U.S. PATENT DOCUMENTS**

D146,431 S	3/1947	Liolich
D228,355 S	9/1973	Penna
D230,615 S	3/1974	Delgadillo
D233,616 S	11/1974	Verzillo
3,955,819 A	5/1976	Yokich
D241,563 S	9/1976	McCord
D244,557 S	5/1977	Parkoma
D252,221 S	6/1979	Mariani
D270,465 S	9/1983	Bizovi
D294,511 S	3/1988	Durket
D297,964 S	10/1988	Shearer
D298,643 S	11/1988	Mitsui
4,872,683 A	10/1989	Doran et al.
D307,309 S	4/1990	Doran et al.
D307,931 S	5/1990	Doran et al.
4,928,971 A	5/1990	Soles, Jr.
D311,049 S	10/1990	Sanchez
D319,857 S	9/1991	Antonious
D322,649 S	12/1991	Antonious
D322,652 S	12/1991	Antonious
5,127,653 A	7/1992	Nelson

D351,443 S	10/1994	Caugh et al.
5,356,138 A	10/1994	Chen et al.
D360,671 S	7/1995	Landreth
5,489,097 A	2/1996	Simmons
D368,751 S	* 4/1996	Rife ..... D21/745
D369,393 S	* 4/1996	Takahashi et al. .... D21/745
D378,390 S	3/1997	Shumway
D378,392 S	* 3/1997	Shumway ..... D21/743

(List continued on next page.)

**OTHER PUBLICATIONS**

Goldsmith Clubmaking Catalog 1997, p. 75, dated 1997.  
Edwin Watts Golf Catalog Summer 1998, p. S2, dated Summer 1998.  
Goldsmith Clubmaking Catalog 1999, p. 74, dated 1999.  
Edwin Watts Golf Catalog Spring 2002, pp. 7 and 10, dated Spring 2002.

*Primary Examiner*—Mitchell Siegel  
(74) *Attorney, Agent, or Firm*—Banner & Witcoff, Ltd.

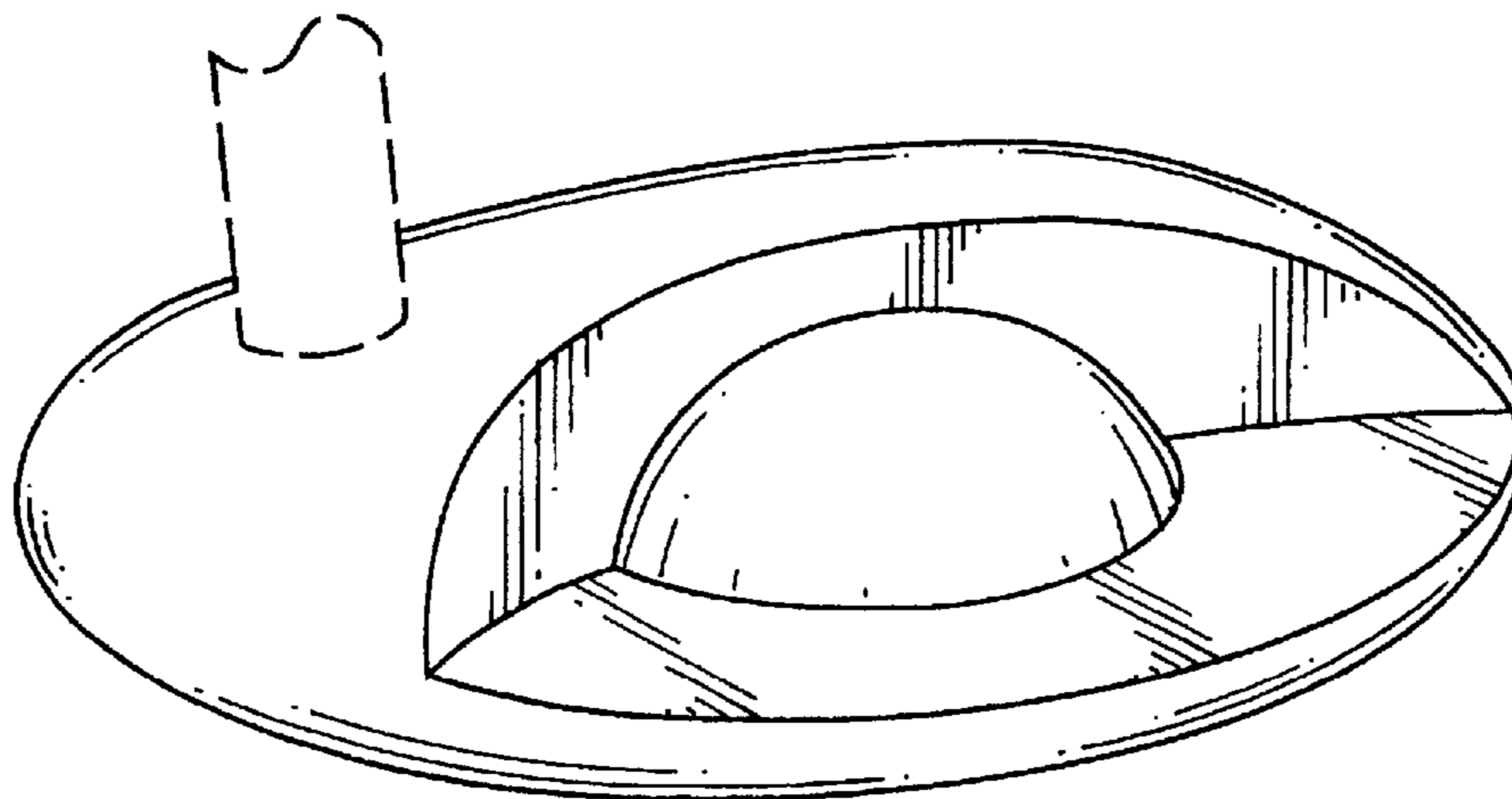
(57) **CLAIM**

The ornamental design for a portion of a golf club head, as shown and described.

**DESCRIPTION**

FIG. 1 is a perspective view of a portion of a golf club head showing my new design;  
FIG. 2 is a heel side view thereof;  
FIG. 3 is a toe side view thereof;  
FIG. 4 is a top view thereof;  
FIG. 5 is a rear view thereof;  
FIG. 6 is a front view thereof; and,  
FIG. 7 is a top view of the golf head club of FIGS. 1-6 illustrating a disclaimed stripe and dot.  
The broken line representing a shaft portion in FIGS. 1-7 and the stripe and dot in FIG. 7 is for illustrative purposes only. The broken line showing the remainder of the club head is for illustrative purposes only and forms no part of the claimed design. The unshown bottom surface forms no part of the claimed design.

**1 Claim, 6 Drawing Sheets**



# US D485,322 S

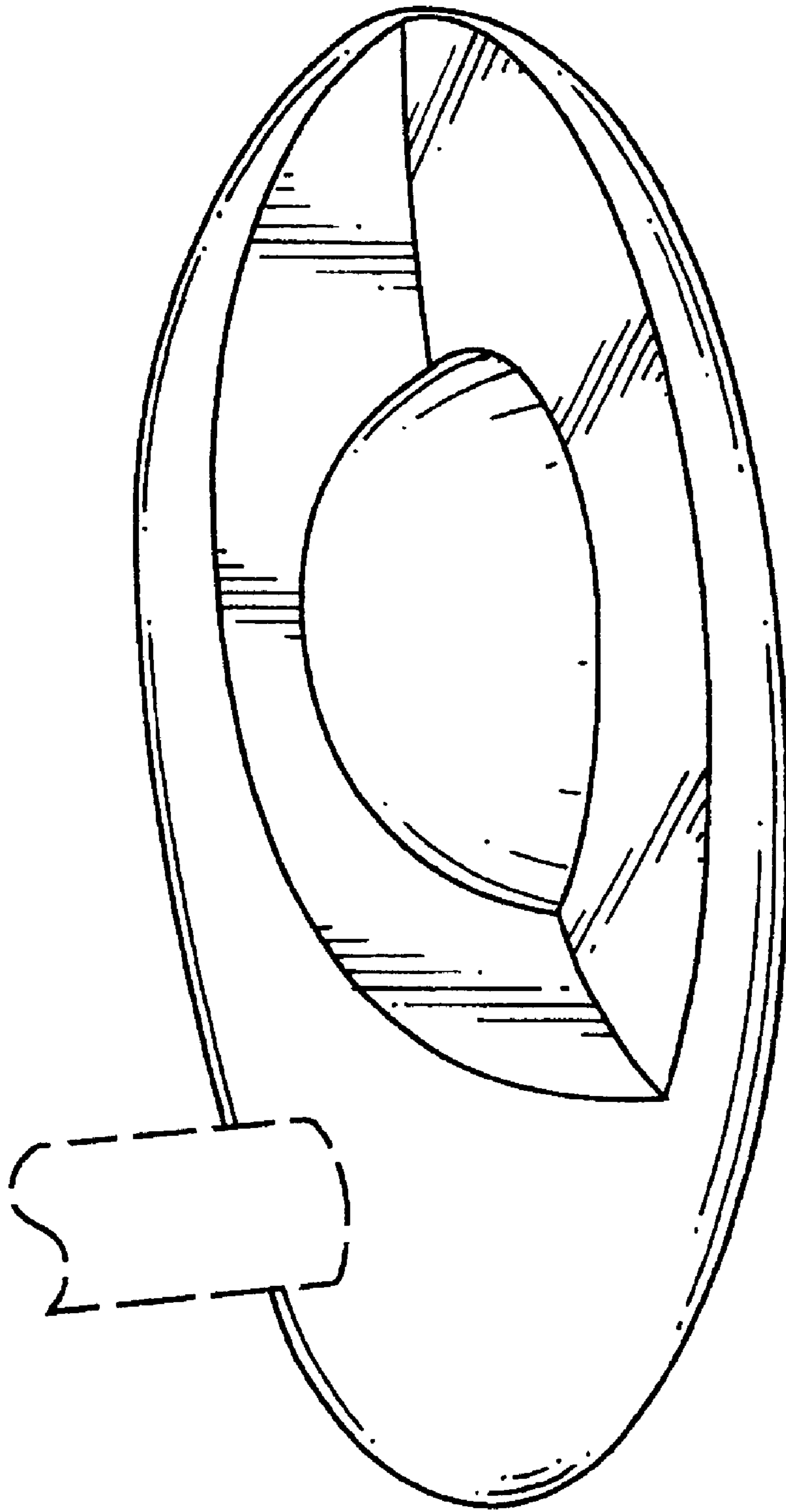
Page 2

---

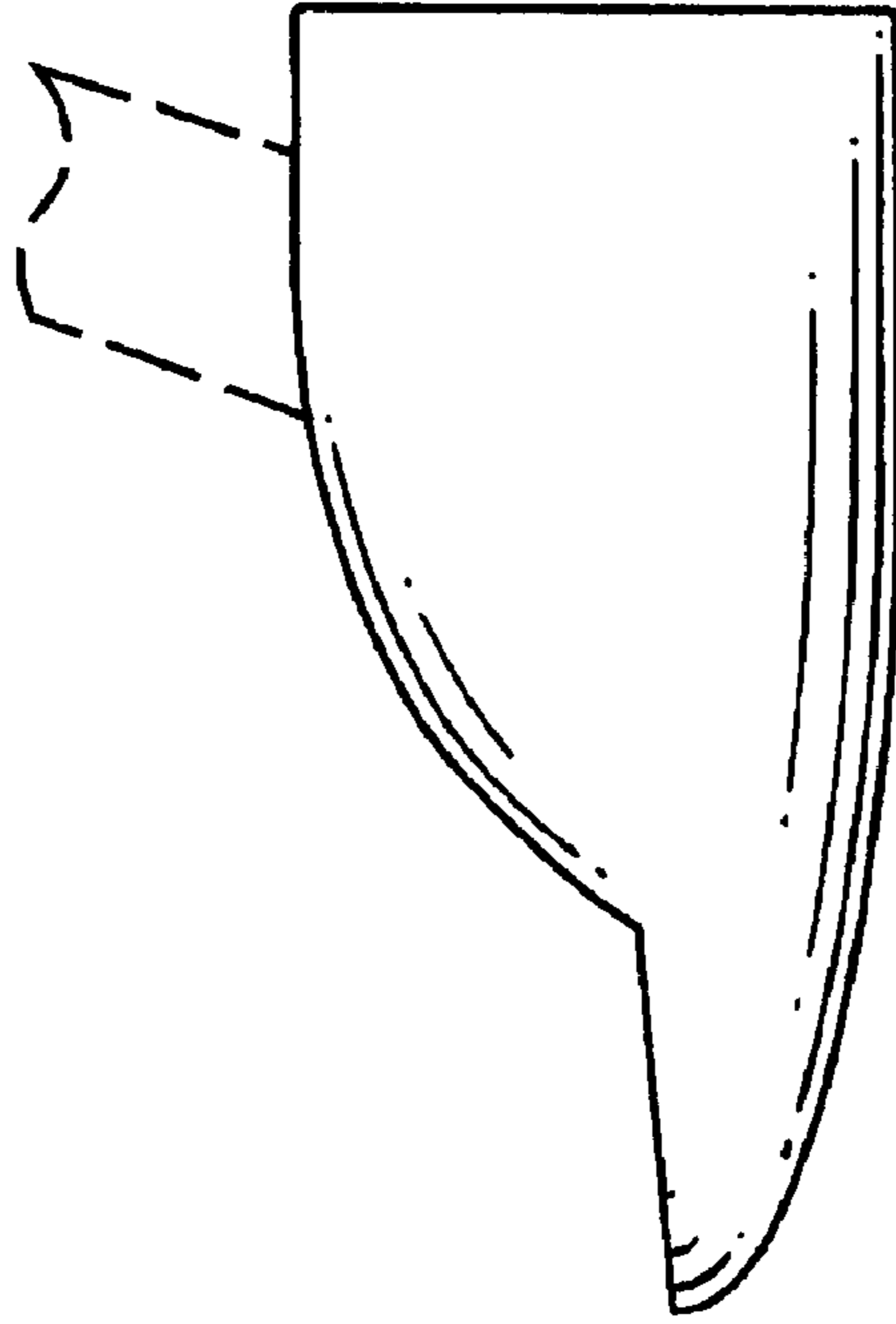
## U.S. PATENT DOCUMENTS

D380,801 S	7/1997	Steele		D431,850 S	10/2000	Yang
5,655,976 A *	8/1997	Rife .....	473/340	D442,659 S	5/2001	Kubica et al.
5,683,307 A *	11/1997	Rife .....	473/313	D445,860 S	7/2001	Mills
D394,887 S *	6/1998	Bottema .....	D21/745	D456,054 S	4/2002	Hicks
D396,896 S	8/1998	Casteel		D457,586 S	5/2002	Tang et al.
D397,178 S *	8/1998	Havens et al. ....	D21/742	D458,657 S	6/2002	Shmoldas et al.
D399,897 S *	10/1998	Lu .....	D21/736	D458,979 S	6/2002	Hill et al.
D399,911 S	10/1998	Nicolette et al.		D463,002 S	9/2002	Tang et al.
D402,343 S	12/1998	Helmstetter et al.		D467,985 S	12/2002	Tang et al.
D403,724 S	1/1999	Palmer		D470,904 S	2/2003	Tang et al.
D404,782 S	1/1999	Gallagher		D471,245 S	3/2003	Tang et al.
D410,056 S *	5/1999	McMahan .....	D21/744	D471,940 S	3/2003	Tang et al.
5,951,412 A *	9/1999	Rose et al. ....	473/340	D474,253 S	5/2003	Mills
D422,655 S	4/2000	Hicks		D475,105 S	5/2003	Helmstetter et al.
D430,631 S *	9/2000	Garcia .....	D21/742	D475,106 S	5/2003	Tang et al.

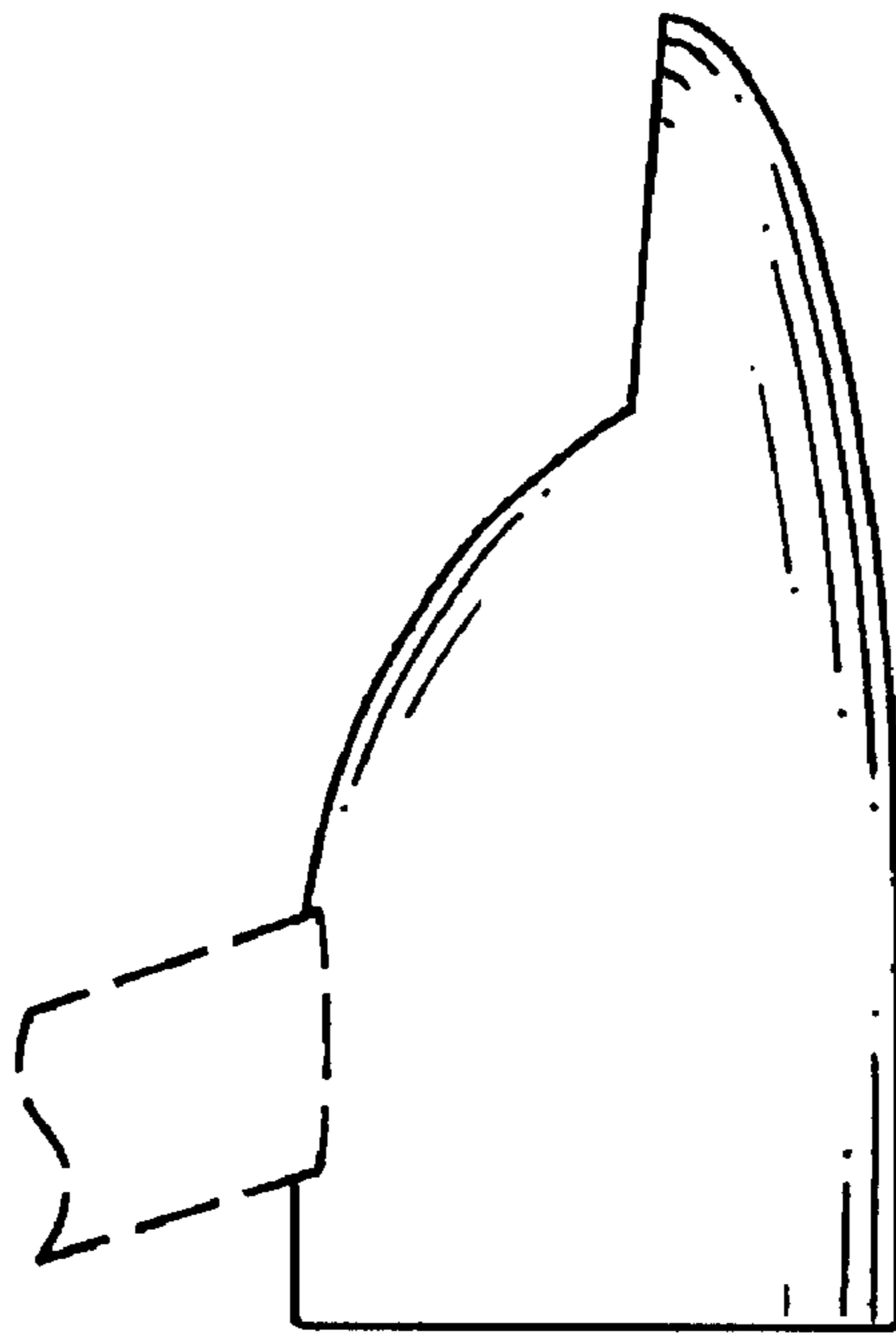
\* cited by examiner



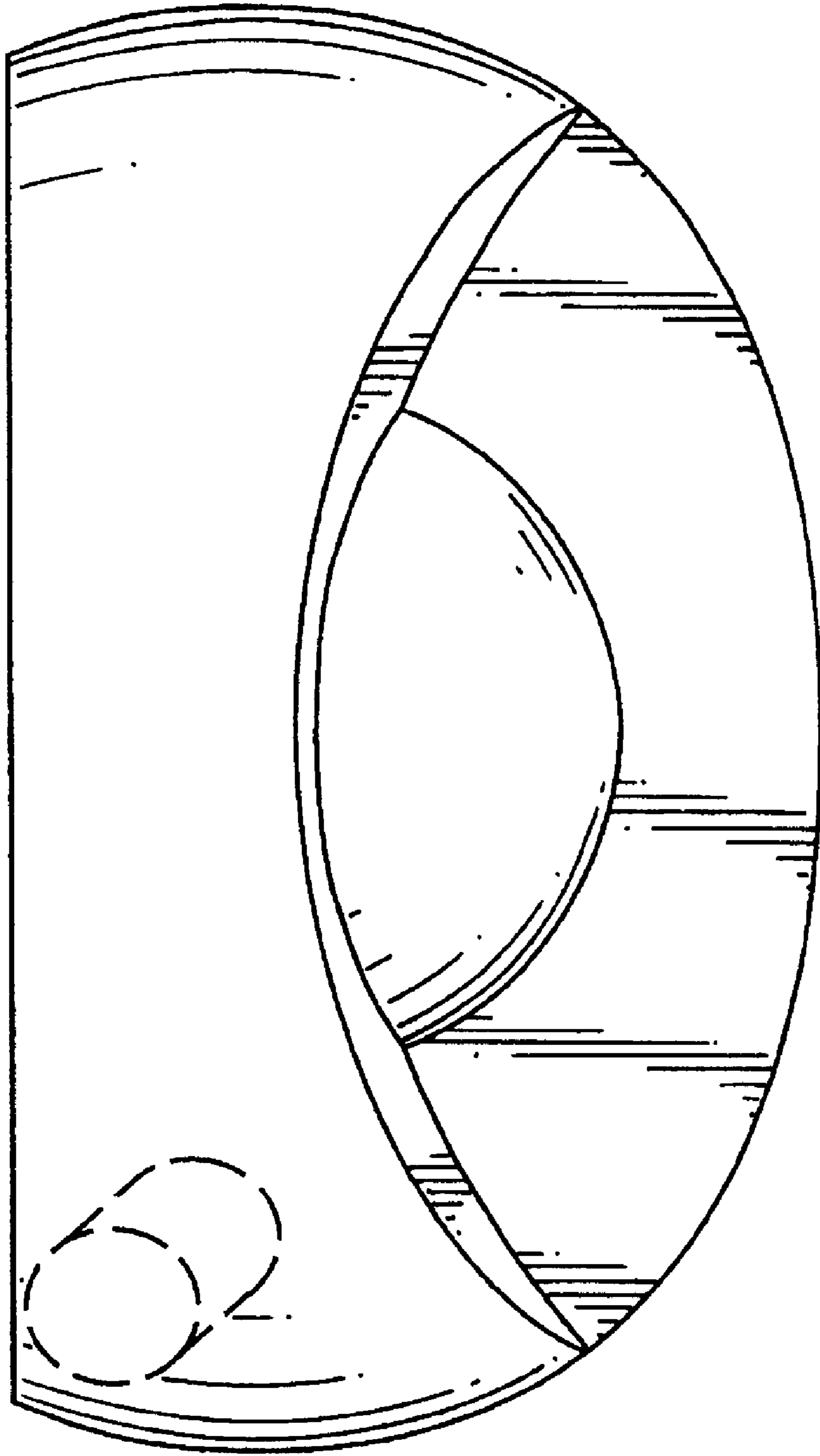
**FIG.1**



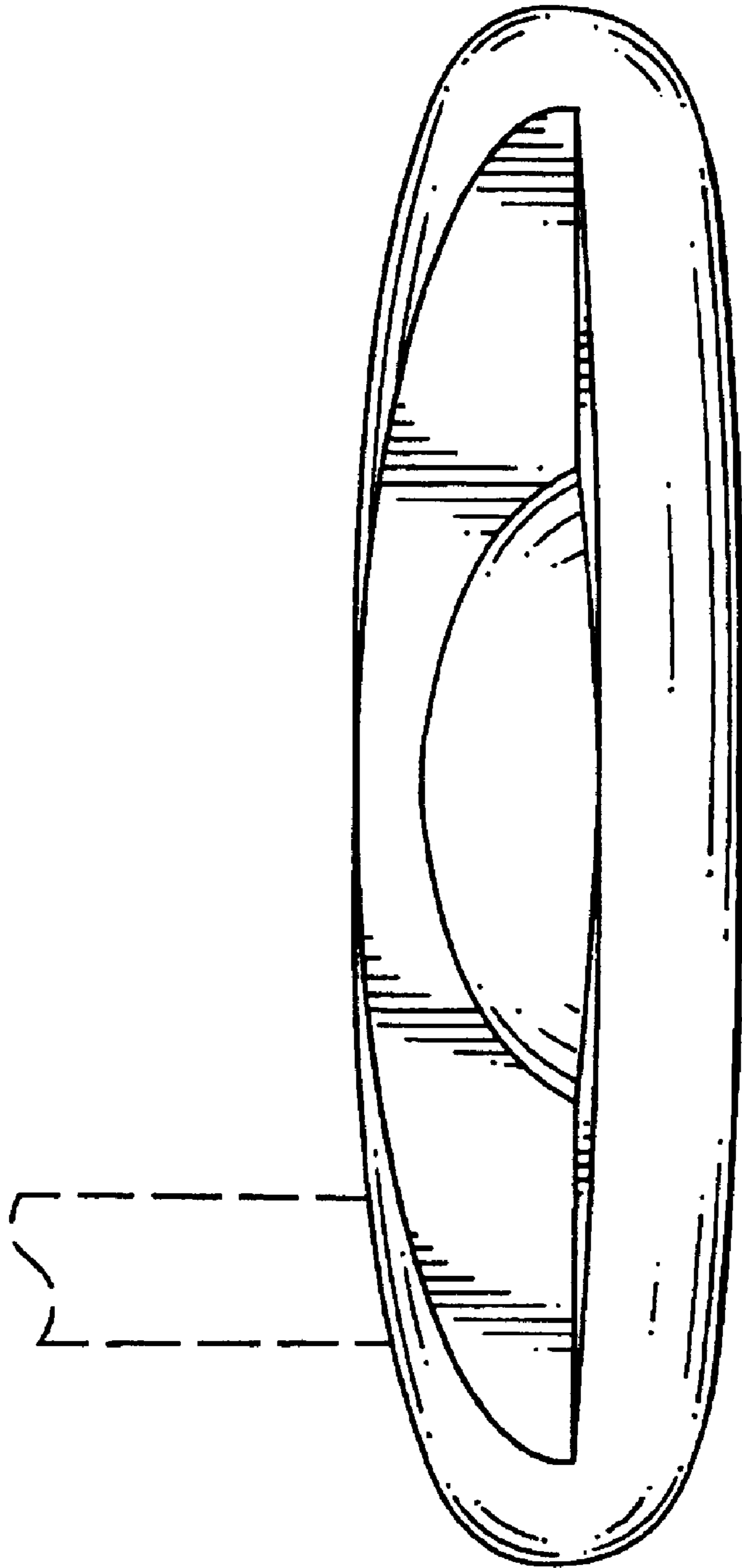
**FIG.3**



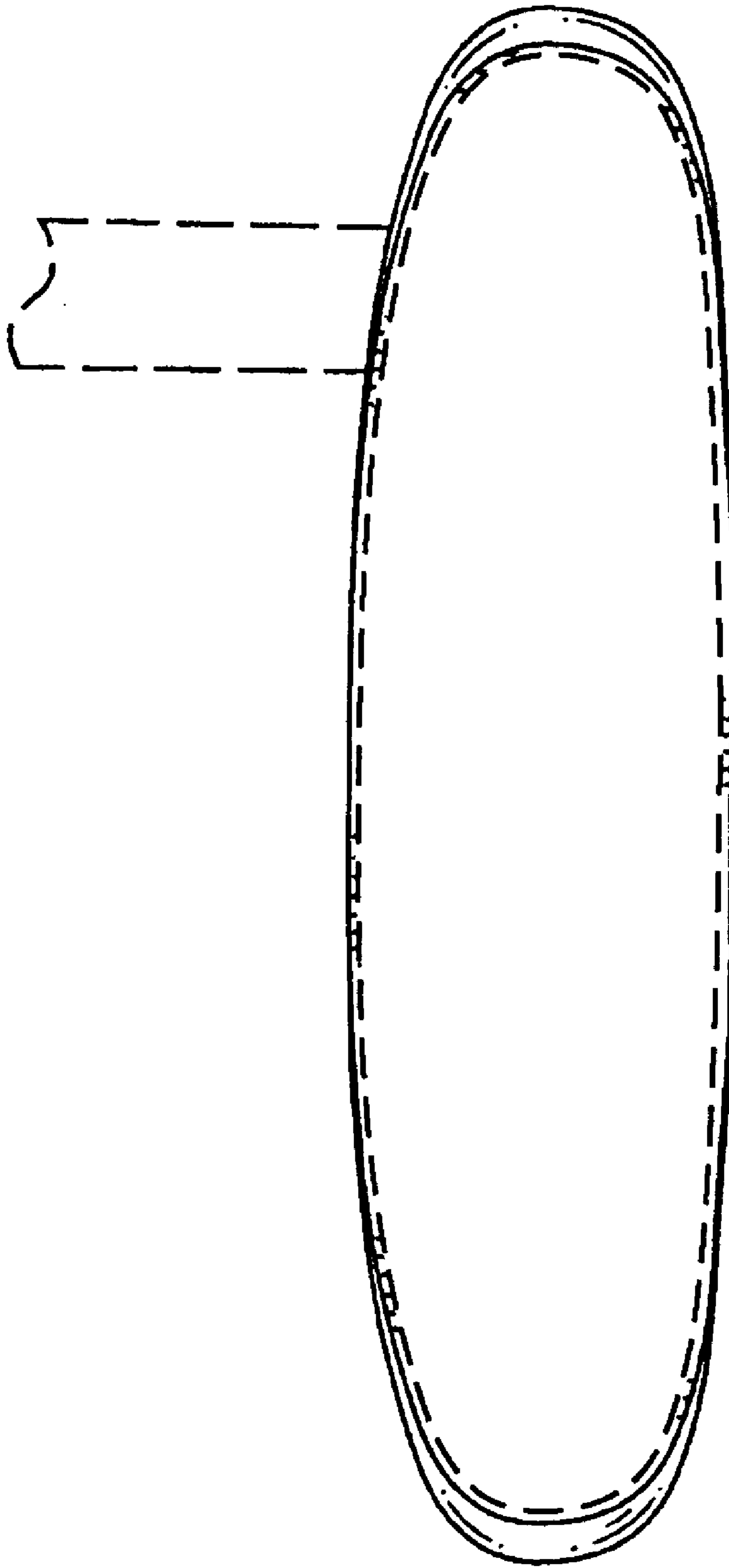
**FIG.2**



**FIG.4**

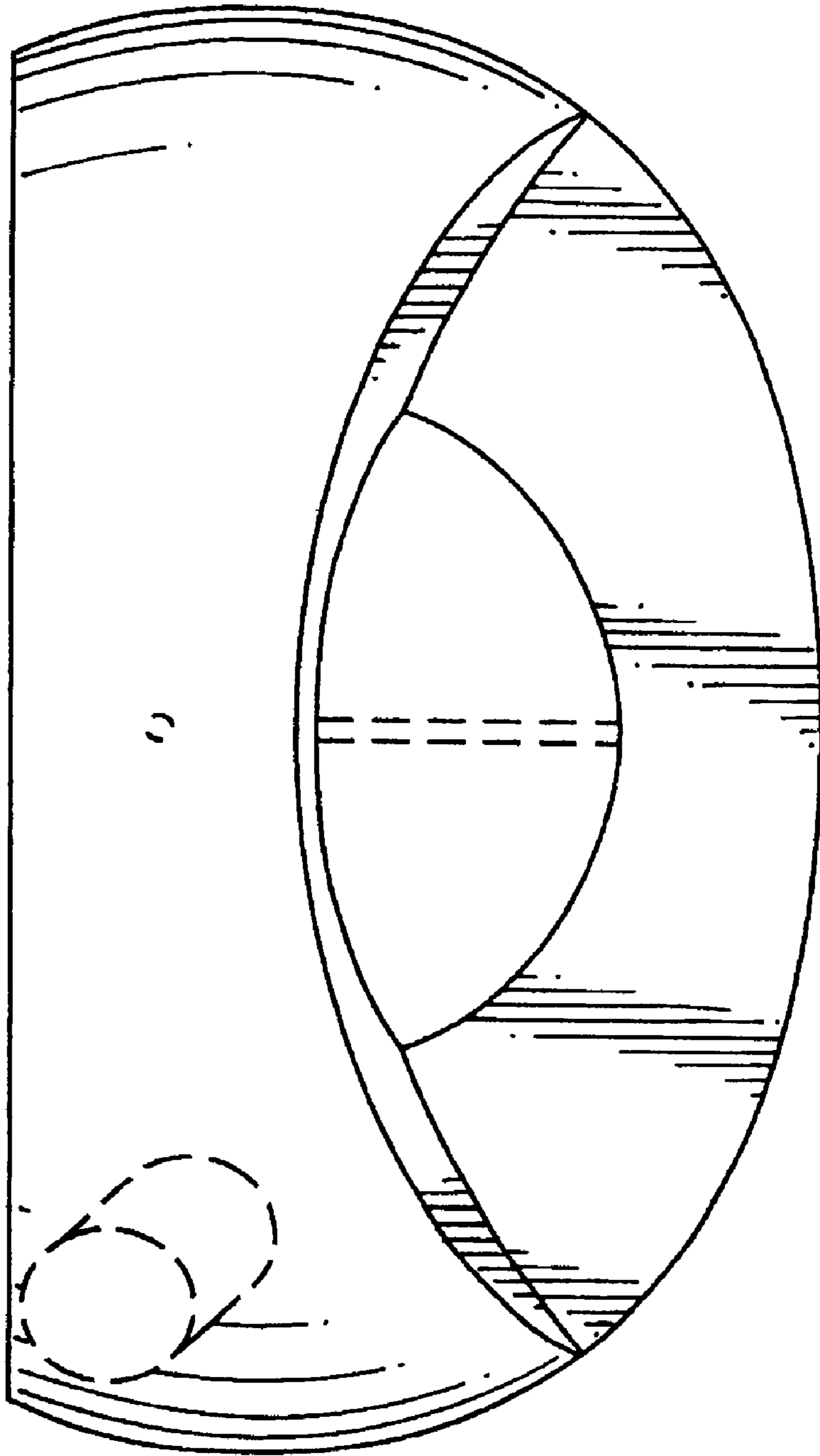


**FIG. 5**



**FIG.6**





**FIG.7**