



US00D485300S

(12) **United States Design Patent**
Schung

(10) **Patent No.:** **US D485,300 S**

(45) **Date of Patent:** **** Jan. 13, 2004**

(54) **WRITING INSTRUMENT WITH CLIP ORNAMENT**

(75) **Inventor:** **Christoph Schung, Milan (IT)**

(73) **Assignee:** **Prodir, S.A., Rivera (CH)**

(**) **Term:** **14 Years**

(21) **Appl. No.:** **29/179,396**

(22) **Filed:** **Apr. 21, 2003**

(51) **LOC (7) Cl.** **19-06**

(52) **U.S. Cl.** **D19/51; D19/46; D19/56**

(58) **Field of Search** 24/11 P; D19/35,
D19/36, 41-51, 53-58, 81-85; 401/99,
98, 100, 101, 103-106, 107-110, 111-117,
209, 202, 213, 243-247, 262

(56) **References Cited**

U.S. PATENT DOCUMENTS

2,320,455 A	*	6/1943	Feig	24/11 P
D282,378 S	*	1/1986	Ohyabu et al.	D19/43
D312,391 S	*	11/1990	Vitrac	D19/51
D317,625 S	*	6/1991	Itoh	D19/57
D335,144 S	*	4/1993	Katami et al.	D19/57

D336,491 S	*	6/1993	Vitrac	D19/43
D366,062 S	*	1/1996	Takahashi	D19/51
D377,664 S	*	1/1997	Izushima	D19/51
D445,131 S	*	7/2001	Keda	D19/51
D456,845 S	*	5/2002	Rommel	D19/49

* cited by examiner

Primary Examiner—Martie K. Holtje

(74) *Attorney, Agent, or Firm*—David I. Roche; Baker & McKenzie

(57) **CLAIM**

The ornamental design for a writing instrument with clip ornament, as shown as described above.

DESCRIPTION

FIG. 1 is a front elevational view of a writing instrument with clip ornament embodying my invention;
FIG. 2 is a side elevational view thereof;
FIG. 3 is a back elevational view thereof;
FIG. 4-A is an alternate side elevational view thereof;
FIG. 5 is top end view thereof;
FIG. 6 is a bottom end view thereof; and,
FIG. 7 is an exploded view thereof.

1 Claim, 1 Drawing Sheet




Fig 1 Fig 2 Fig 3 Fig 4

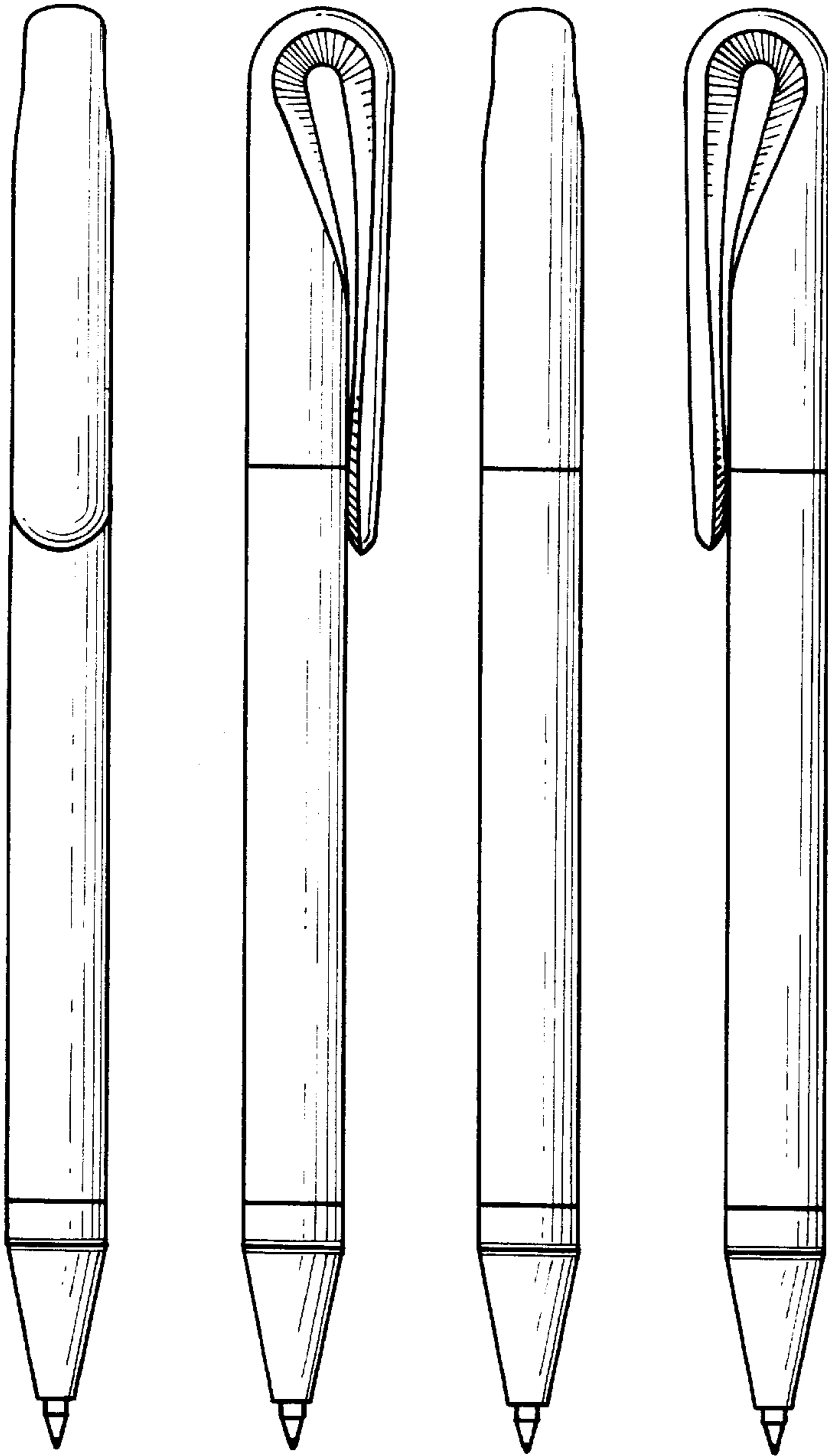


Fig 7

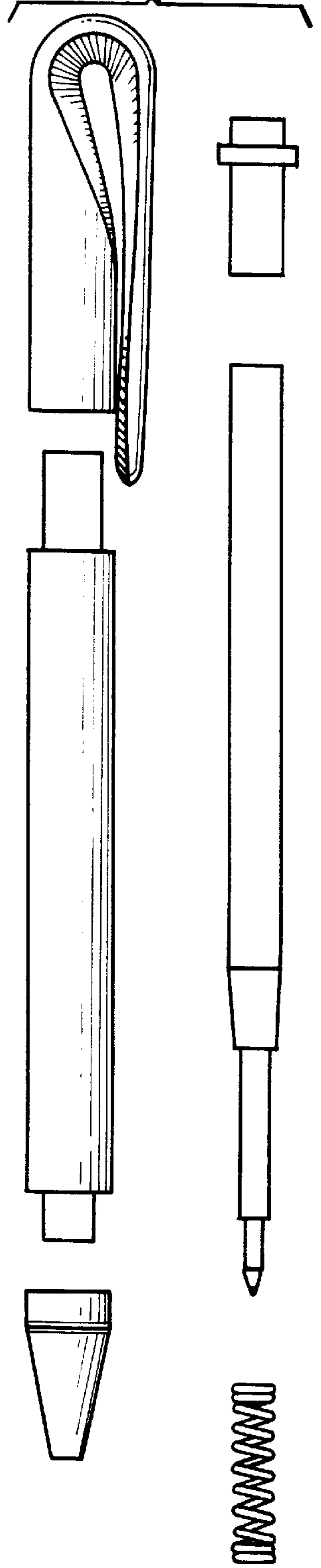


Fig 5

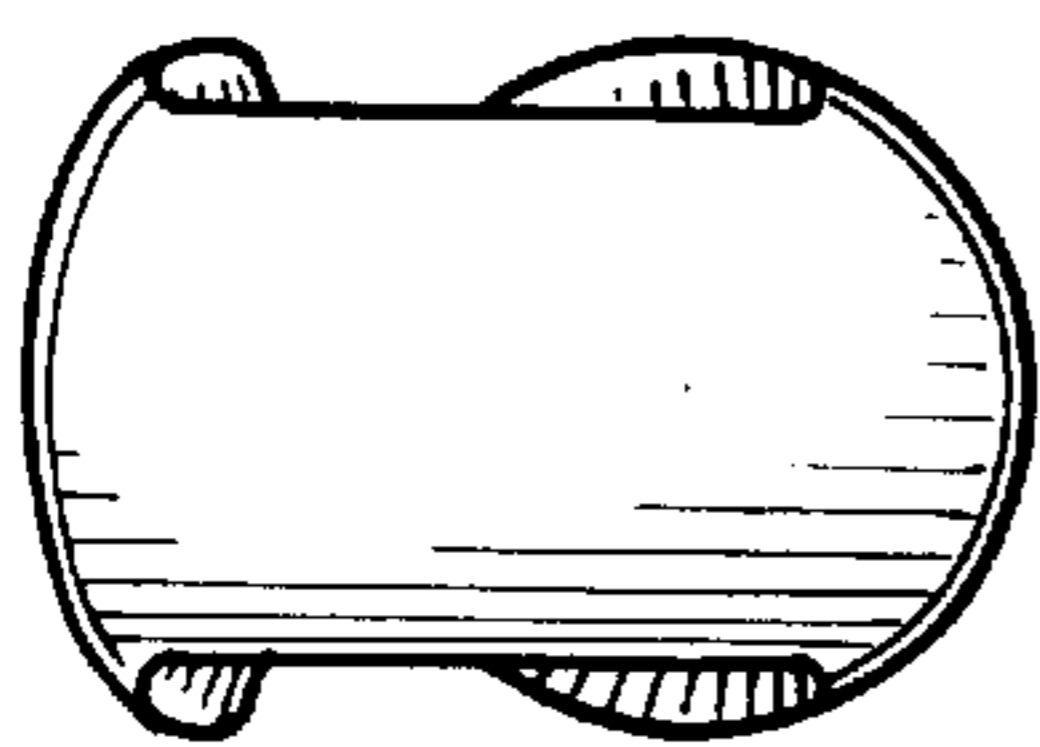


Fig 6

