



US00D485299S

(12) **United States Design Patent**  
**Bodino**

(10) **Patent No.:** **US D485,299 S**

(45) **Date of Patent:** **\*\* Jan. 13, 2004**

(54) **BALL POINT PEN**

(75) Inventor: **Giampiero Bodino**, Milan (IT)

(73) Assignee: **Montblanc-Simplo GmbH**, Hambourg (DE)

(\*\*) Term: **14 Years**

(21) Appl. No.: **29/176,123**

(22) Filed: **Feb. 19, 2003**

(30) **Foreign Application Priority Data**

Aug. 29, 2002 (WO) ..... DMA/005 848

(51) **LOC (7) Cl.** ..... **19-06**

(52) **U.S. Cl.** ..... **D19/51; D19/48; D19/56**

(58) **Field of Search** ..... D19/35-36, 41-51,  
D19/53-58, 81-85; 40/334, 335; 401/52,  
99-101, 103-106, 107-110, 111-117, 209,  
195

(56) **References Cited**

**U.S. PATENT DOCUMENTS**

1,655,365	A	*	1/1928	Gurtov	.....	40/334
2,237,883	A	*	4/1941	Lipic	.....	40/334
2,502,328	A	*	3/1950	Kuhn	.....	40/334
2,745,198	A	*	5/1956	Nelson	.....	40/334
D389,184	S	*	1/1998	Chiu	.....	D19/36
D405,467	S	*	2/1999	Calvani	.....	D19/49
D410,031	S	*	5/1999	Charriol	.....	D19/51
6,129,470	A	*	10/2000	Fang	.....	401/52
D458,965	S	*	6/2002	Oka	.....	D19/49
D462,991	S	*	9/2002	Podszuweit	.....	D19/51

**OTHER PUBLICATIONS**

U.S. Trademark Reg. No. 1,488,377, registered May 17, 1988.

U.S. Trademark Reg. No. 1,694,316, registered Jun. 16, 1992.

U.S. Trademark Reg. No. 0839016 dated Nov. 21, 1967 for Miscellaneous Design of Montblanc-Simplo GmbH.

U.S. Trademark Reg. No. 2267944 dated Aug. 3, 1999 for Miscellaneous Design of Montblanc-Simplo GmbH.

U.S. Trademark Reg. No. 1891033 dated Apr. 15, 1995 for Miscellaneous Design of Montblanc-Simplo GmbH.

U.S. Trademark Reg. No. 1723665 dated Oct. 13, 1992 for Miscellaneous Design of Montblanc-Simplo GmbH.

U.S. Trademark Application Ser. No. 78/195,299 filed Dec. 17, 2002 for Miscellaneous Design of Montblanc-Simplo GmbH.

\* cited by examiner

*Primary Examiner*—Martie K. Holtje

(74) *Attorney, Agent, or Firm*—Fross Zelnick Lehrman & Zissu, P.C.; David I. Greenbaum; Lawrence E. Apolzon

(57) **CLAIM**

The ornamental design for a ball point pen, as shown and described.

**DESCRIPTION**

FIG. 1 is a front view of the ball point pen;

FIG. 2 is a rear view of the ball point pen;

FIG. 3 is a right side view of the ball point pen;

FIG. 4 is a left side view of the ball point pen;

FIG. 5 is a perspective view of the ball point pen;

FIG. 6 is a top plan view of the ball point pen; and,

FIG. 7 is a bottom plan view of the ball point pen.

**1 Claim, 1 Drawing Sheet**

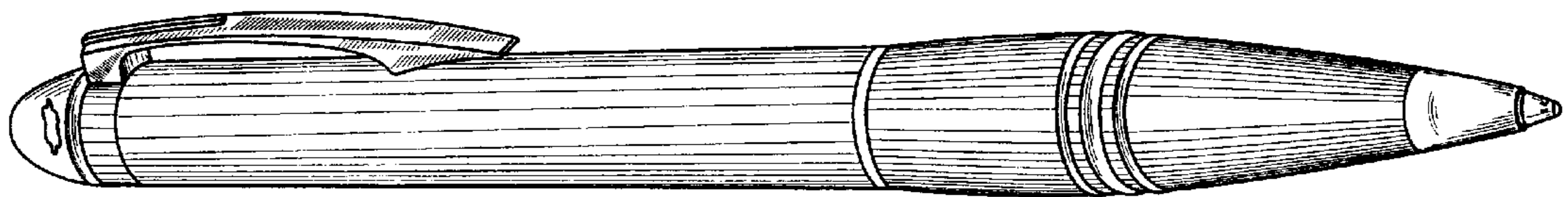


Fig.1




Fig.2




Fig.3




Fig.4




Fig.5

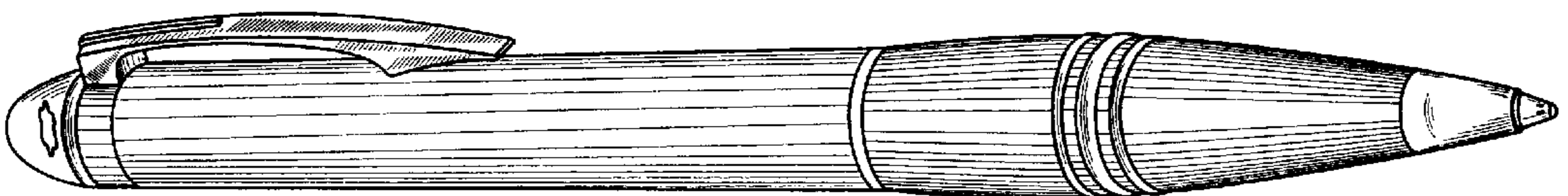


Fig.6

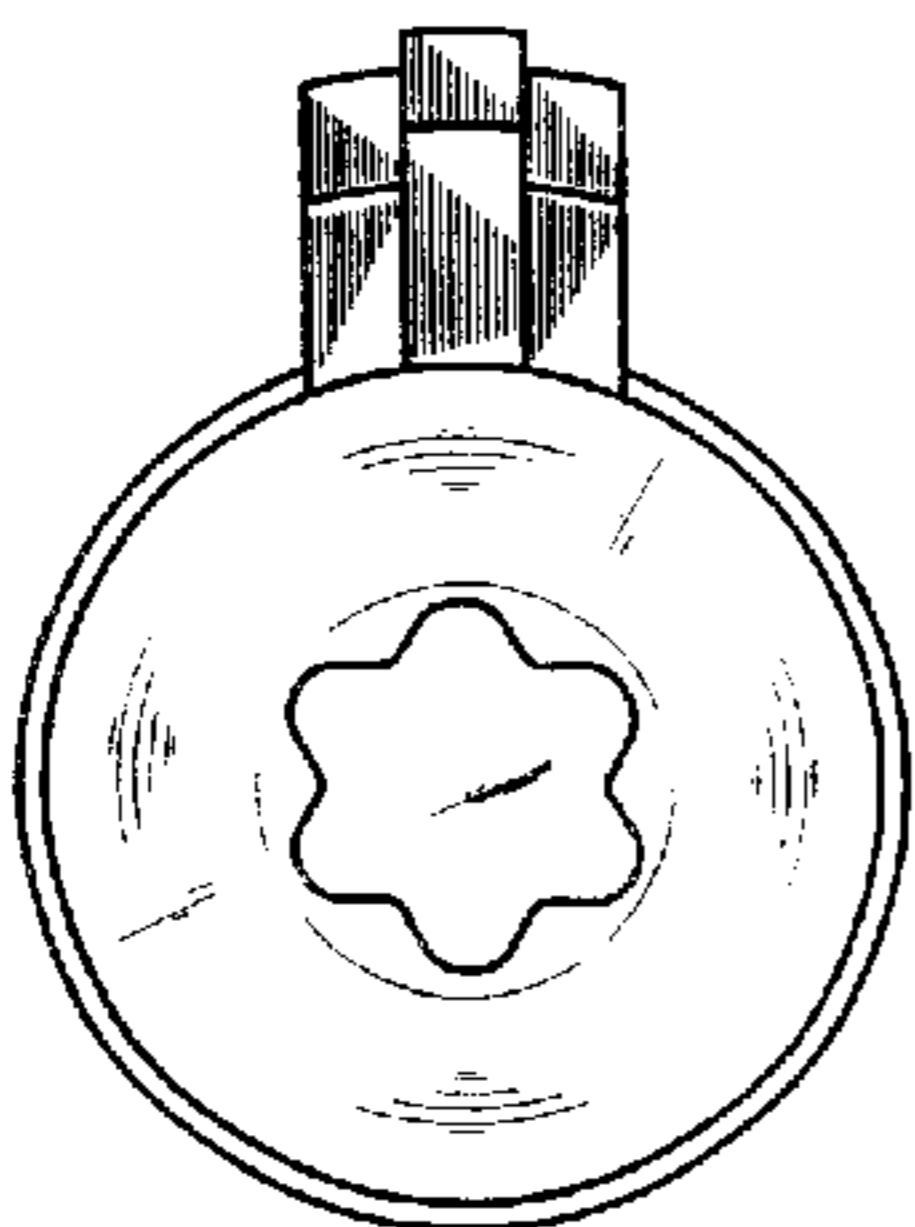


Fig.7

