



US00D485298S

(12) **United States Design Patent**
Hung

(10) **Patent No.:** **US D485,298 S**

(45) **Date of Patent:** **** Jan. 13, 2004**

(54) **MARKER**

(75) **Inventor:** **Peter M. H. Hung, Kowloon (HK)**

(73) **Assignee:** **Fulon Development Limited, Kowloon (HK)**

(**) **Term:** **14 Years**

(21) **Appl. No.:** **29/181,464**

(22) **Filed:** **May 13, 2003**

(51) **LOC (7) Cl.** **19-06**

(52) **U.S. Cl.** **D19/43; D19/49; D19/57**

(58) **Field of Search** **D19/35, 36, 41-51, D19/53-58, 81-85; 401/98, 196, 198, 199, 202, 213, 243-247, 261-262**

(56) **References Cited**

U.S. PATENT DOCUMENTS

D130,051 S	*	10/1941	Weissenborn	D19/58
D209,993 S	*	1/1968	Horie	D19/49
D286,546 S	*	11/1986	Funahashi	D19/43
4,712,571 A	*	12/1987	Remz et al.	401/199 X
D306,494 S	*	3/1990	Bajusz	D19/49 X
5,051,015 A	*	9/1991	Moeck	401/202

D337,786 S	*	7/1993	Melnick	D19/48
D369,183 S	*	4/1996	Yoshida	D19/49
D371,388 S	*	7/1996	Ito et al.	D19/49
D464,374 S	*	10/2002	Reichmann	D19/43
D471,234 S	*	3/2003	Okutani	D19/57

* cited by examiner

Primary Examiner—Martie K. Holtje

(74) *Attorney, Agent, or Firm*—Rabin & Berdo, P.C.

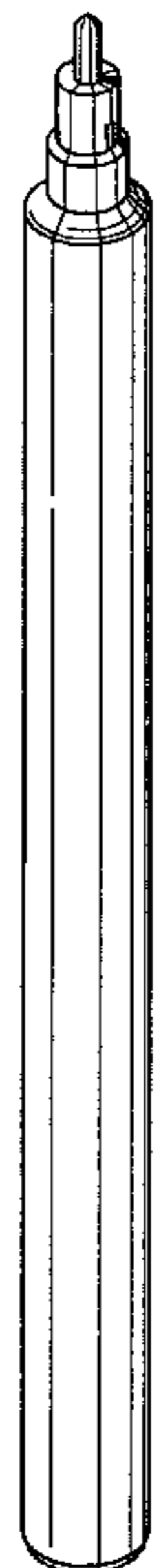
(57) **CLAIM**

The ornamental design for a marker, as shown and described.

DESCRIPTION

FIG. 1 is a perspective view of a marker showing my new design;
FIG. 2 is a front view thereof;
FIG. 3 is a rear view thereof;
FIG. 4 is a left side view thereof;
FIG. 5 is a right side view thereof;
FIG. 6 is a top plan view thereof;
FIG. 7 is a bottom plan view thereof; and,
FIG. 8 is a perspective view with cap separated.

1 Claim, 3 Drawing Sheets



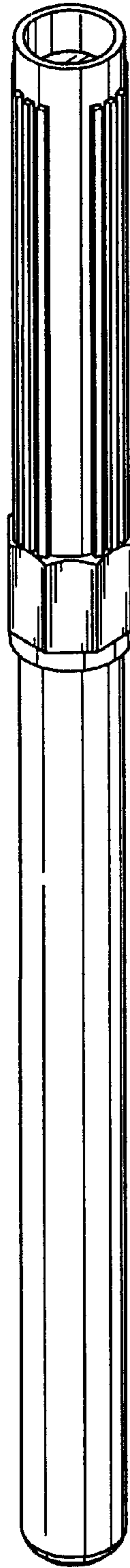


FIG. 1

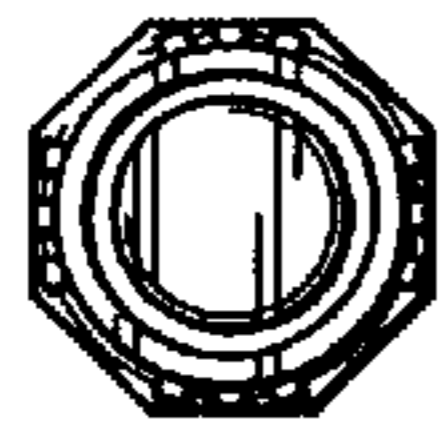


FIG. 6



FIG. 7

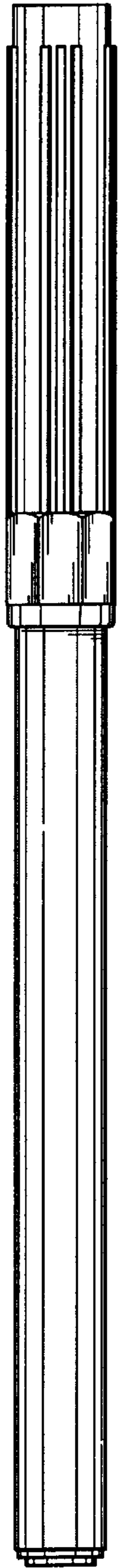


FIG. 2

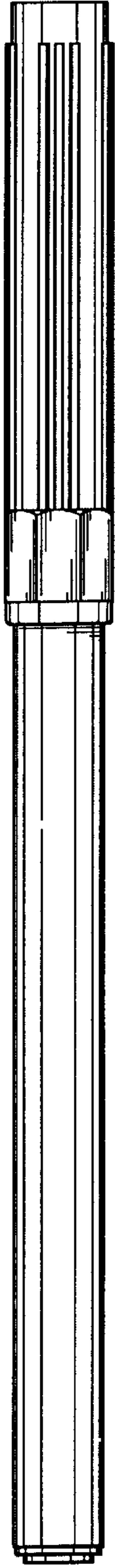


FIG. 3

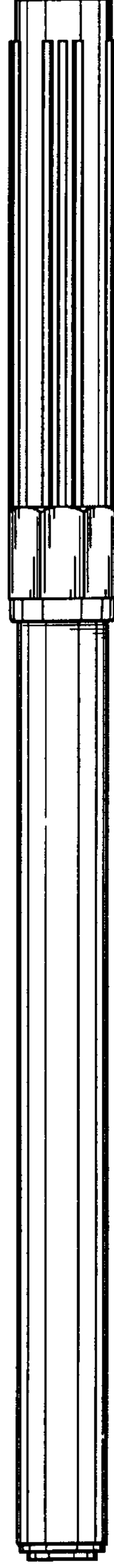


FIG. 4



FIG. 5




FIG. 8