



US00D485297S

(12) **United States Design Patent**
Reda et al.

(10) **Patent No.:** **US D485,297 S**
(45) **Date of Patent:** **** Jan. 13, 2004**

(54) **PEN WITH INTEGRAL SIDE MAGNET**

(76) Inventors: **James Reda**, HC01 G104 A-2, Palmer, AK (US) 99645; **Shea Taylor**, HC01 G104 A-2, Palmer, AK (US) 99645

(**) Term: **14 Years**

(21) Appl. No.: **29/153,818**

(22) Filed: **Jan. 11, 2002**

(51) **LOC (7) Cl.** **19-06**

(52) **U.S. Cl.** **D19/36; D19/49; D19/56**

(58) **Field of Search** D19/35, 36, 41-51, D19/53-58, 81-85; 401/52, 131, 195; 335/285; 211/69.1-69.9; 24/10 R; 248/309.4; 446/132

(56) **References Cited**

U.S. PATENT DOCUMENTS

2,297,806	A	*	10/1942	Smith	211/69.1
2,385,859	A	*	10/1945	Jacobson	335/285
2,414,653	A	*	1/1947	Lookholder	335/285
2,508,075	A	*	5/1950	Morris	401/52
D171,635	S	*	3/1954	Blish	D19/81
2,693,788	A	*	11/1954	Spatz	211/69.1
2,790,420	A	*	4/1957	Zelinger	401/52
2,913,789	A	*	11/1959	Loredo	24/10 R
D189,735	S	*	2/1961	Platt	D19/50

3,139,865	A	*	7/1964	Aimes	211/69.5
D215,626	S	*	10/1969	Jonkers	D19/49
3,785,739	A	*	1/1974	Hodkin	401/52
4,643,604	A	*	2/1987	Enrico	401/131
4,865,285	A	*	9/1989	Gaggianese	248/309.4
D342,089	S	*	12/1993	Anavil et al.	D19/49
D342,090	S	*	12/1993	Anavil et al.	D19/49
D375,759	S	*	11/1996	Piscatelli	D19/36
5,674,104	A	*	10/1997	Ohashi et al.	446/132
D462,988	S	*	9/2002	Knudsen	D19/36

* cited by examiner

Primary Examiner—Martie K. Holtje

(74) *Attorney, Agent, or Firm*—Michael J. Tavella

(57) **CLAIM**

The ornamental design for a pen with integral side magnet, as shown and described.

DESCRIPTION

FIG. 1 is a perspective view of my design for a pen with integral side magnet.

FIG. 2 is a left side elevational view thereof;

FIG. 3 is a rear elevational view thereof;

FIG. 4 is a front elevational view thereof;

FIG. 5 is a bottom plan view thereof; and,

FIG. 6 is a top plan view thereof.

1 Claim, 2 Drawing Sheets






Figure 1



Figure 2

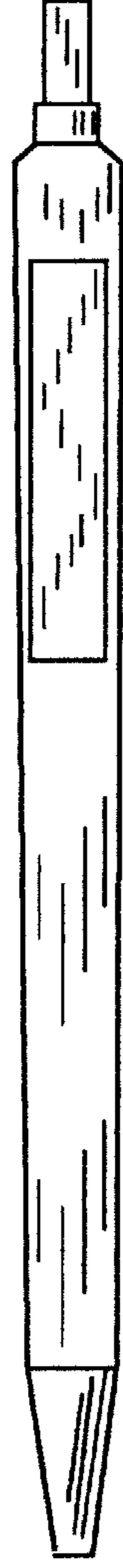


Figure 3



Figure 4

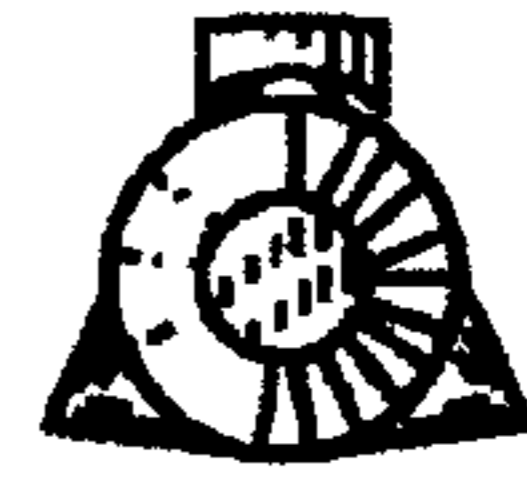


Figure 5

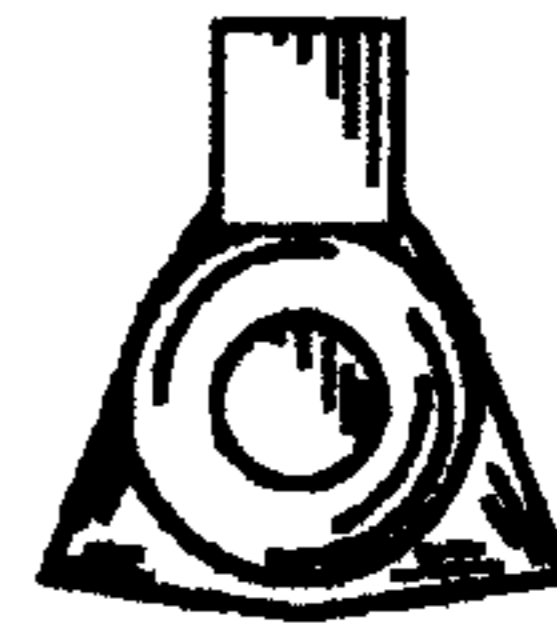


Figure 6