



US00D485287S

(12) **United States Design Patent**
Taylor

(10) **Patent No.:** **US D485,287 S**
(45) **Date of Patent:** **** Jan. 13, 2004**

(54) **ASSEMBLY OF MAGNIFYING LENS FOR USE WITH PHONES, CELL PHONES AND PAGERS**

FOREIGN PATENT DOCUMENTS

FI 20002 * 10/1998

* cited by examiner

Primary Examiner—Paula A. Mortimer

(74) *Attorney, Agent, or Firm*—Willie Krawitz

(76) **Inventor:** **Joanie M. Taylor**, 1721 Lind Ter.,
Corona, CA (US) 92882

(**) **Term:** **14 Years**

(57) **CLAIM**

(21) **Appl. No.:** **29/162,262**

The ornamental design for an assembly of magnifying lens for use with phones, cell phones and pagers, as shown and described.

(22) **Filed:** **Jun. 11, 2002**

(51) **LOC (7) Cl.** **16-06**

(52) **U.S. Cl.** **D16/135**

(58) **Field of Search** D16/130, 135;
359/802, 803, 805, 808, 809, 810, 811,
812, 727; D21/405, 483

DESCRIPTION

FIG. 1 is a front elevation view of an assembly of magnifying lens for use with phones, cell phones and pagers, showing my design;

FIG. 2 is a top plan view thereof;

FIG. 3 is a bottom plan view thereof;

FIG. 4 is a left side elevation view thereof;

FIG. 5 is a right side elevation view thereof;

FIG. 6 is a rear elevation view thereof; and,

FIG. 7 is a perspective view of the lens thereof.

(56) **References Cited**

U.S. PATENT DOCUMENTS

D168,546 S	*	1/1953	Igler et al.	D16/135
3,385,162 A	*	5/1968	Gaudyn	359/727
D426,247 S	*	6/2000	Lee	D16/135
D452,871 S	*	1/2002	Nappa	D16/135

1 Claim, 1 Drawing Sheet

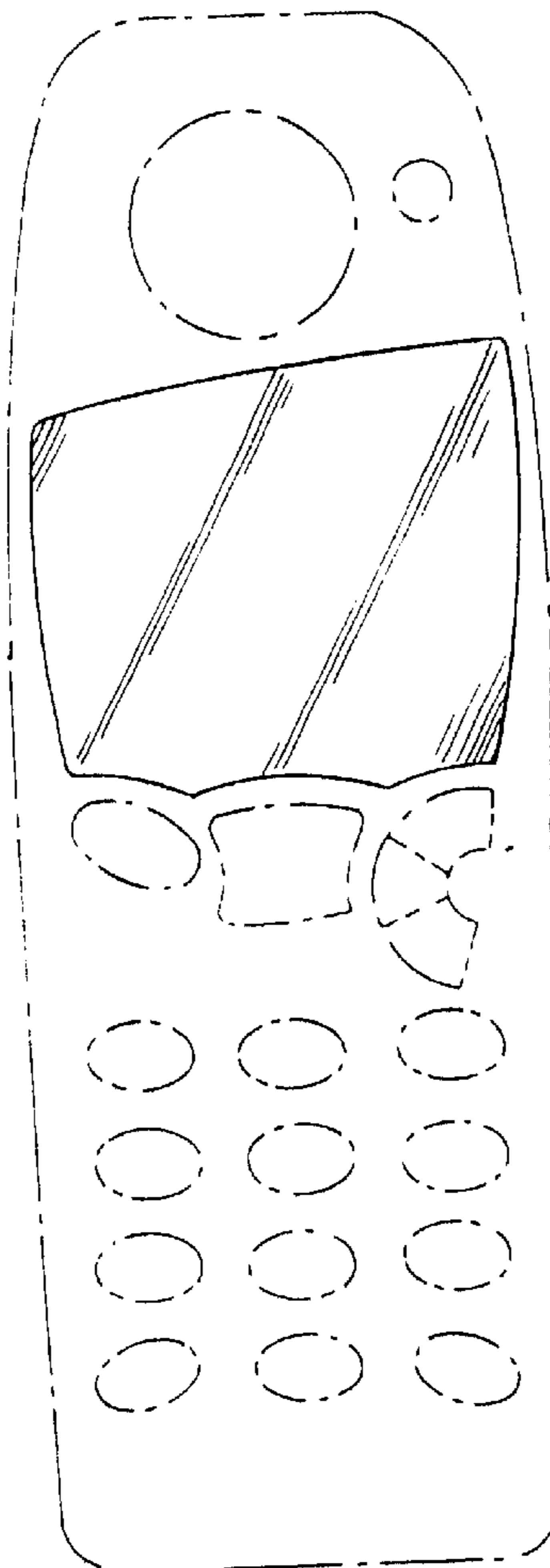


FIG. 1

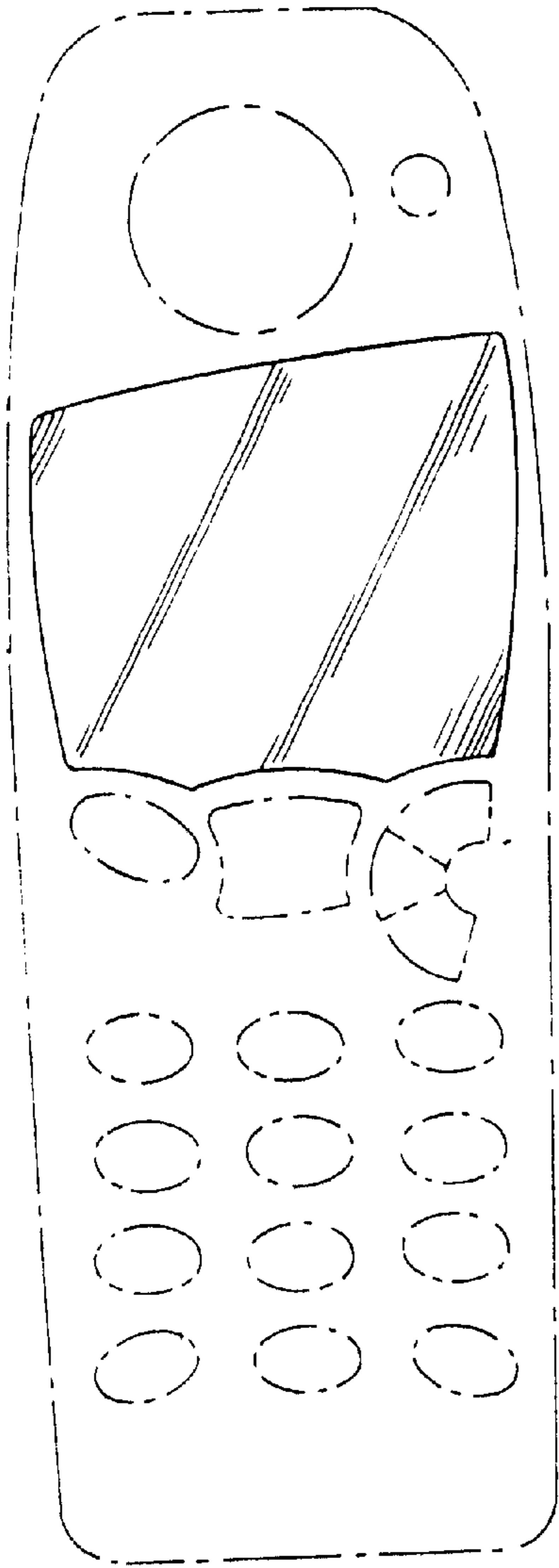


FIG. 2




FIG. 3




FIG. 4



FIG. 5



FIG. 6

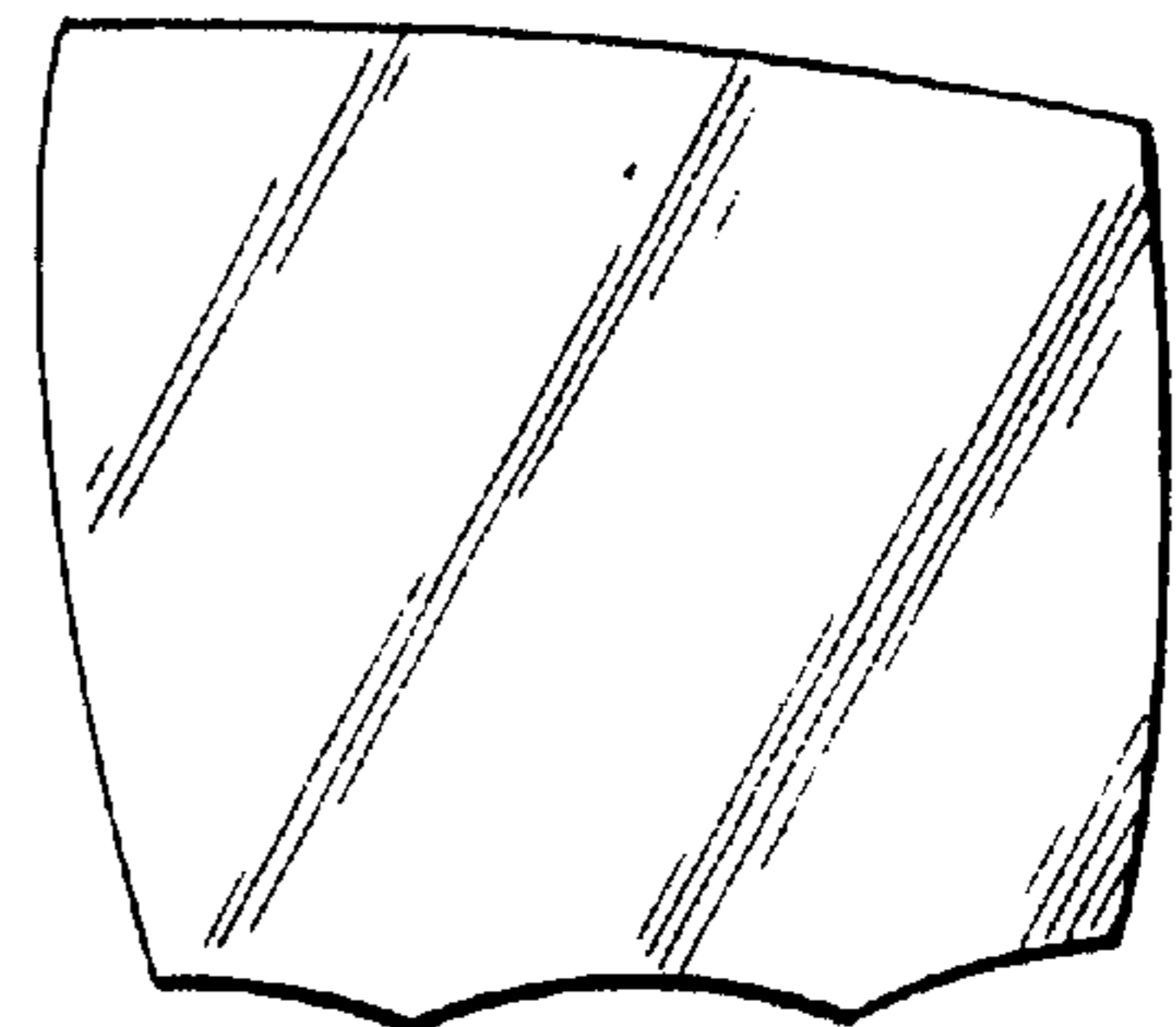


FIG. 7

