



US00D485271S

(12) **United States Design Patent**
Kamegi

(10) **Patent No.:** **US D485,271 S**

(45) **Date of Patent:** **** Jan. 13, 2004**

(54) **COMPUTER KEYBOARD**

(75) Inventor: **Mikio Kamegi**, Kawasaki (JP)

(73) Assignee: **Kabushiki Kaisha Toshiba**, Tokyo (JP)

(**) Term: **14 Years**

(21) Appl. No.: **29/171,541**

(22) Filed: **Nov. 25, 2002**

(51) **LOC (7) Cl.** **14-02**

(52) **U.S. Cl.** **D14/392**

(58) **Field of Search** D14/391-396;
D18/1, 2, 7; 178/17 A, 17 C; 235/145 A,
145 R; 200/5 A, 5 R, 6 A, 6 R; 341/22,
23; 345/160, 168; 400/472, 479, 484, 486,
488, 489, 492

(56) **References Cited**

U.S. PATENT DOCUMENTS

D351,831 S	*	10/1994	Kuzuomoto et al.	D14/392
D355,902 S	*	2/1995	Iino	D14/392
5,439,304 A	*	8/1995	Phillips et al.	400/492
D442,177 S	*	5/2001	Chang et al.	D14/392

FOREIGN PATENT DOCUMENTS

JP	1041935	6/1999
JP	1089183	10/2000

OTHER PUBLICATIONS

photograph of Toshiba computer used in DENPA SHIMBUN (newspaper) extract, Oct. 25, 2001.

TOSHIBA catalog of computer (Dynabook G3/510PME) and (Dynabook SS M3/275PRH—Me/260CRE), Nov. 21, 2001.

FUJITSU catalog of computer (FMV-BIBLO NE VII 20-D, Sep. 29, 1998.

COMPAQ catalog of computer (Prosignia Notebook 150 Series), Jun. 7, 2000.

APPLE catalog of computer (PowerBook), Jun. 21, 2000.

GATEWAY catalog of computer—Solo 1150/Solo 5300 (FMV-BIBLO NJ5/55C), Nov. 4, 2000.

FUJITSU catalog of computer (FMV-BIBLO NJ5/55C), Nov. 4, 2000.

DENPA SHIMBUN (newspaper) extract showing a Toshiba computer, Oct. 25, 2001.

* cited by examiner

Primary Examiner—Freda Nunn

(74) *Attorney, Agent, or Firm*—Finnegan, Henderson, Farabow, Garrett & Dunner, L.L.P.

(57) **CLAIM**

The ornamental design for a computer keyboard, as shown.

DESCRIPTION

FIG. 1 is a right, front perspective view of a computer keyboard, showing my new design;

FIG. 2 is a back view thereof;

FIG. 3 is a right side view thereof;

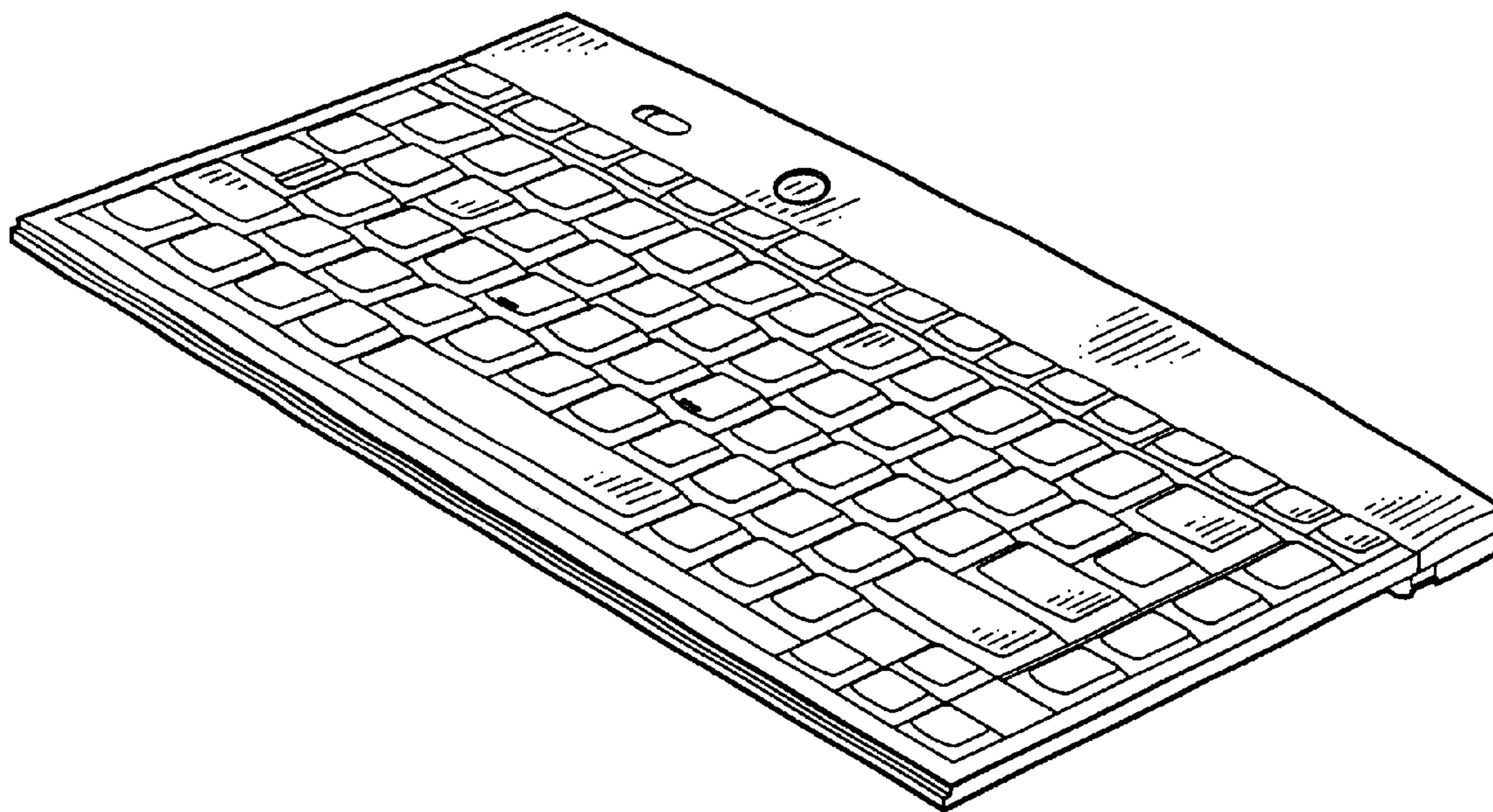
FIG. 4 is a top plan view thereof;

FIG. 5 is a left side view thereof;

FIG. 6 is a front view thereof; and,

FIG. 7 is a bottom view thereof.

1 Claim, 2 Drawing Sheets



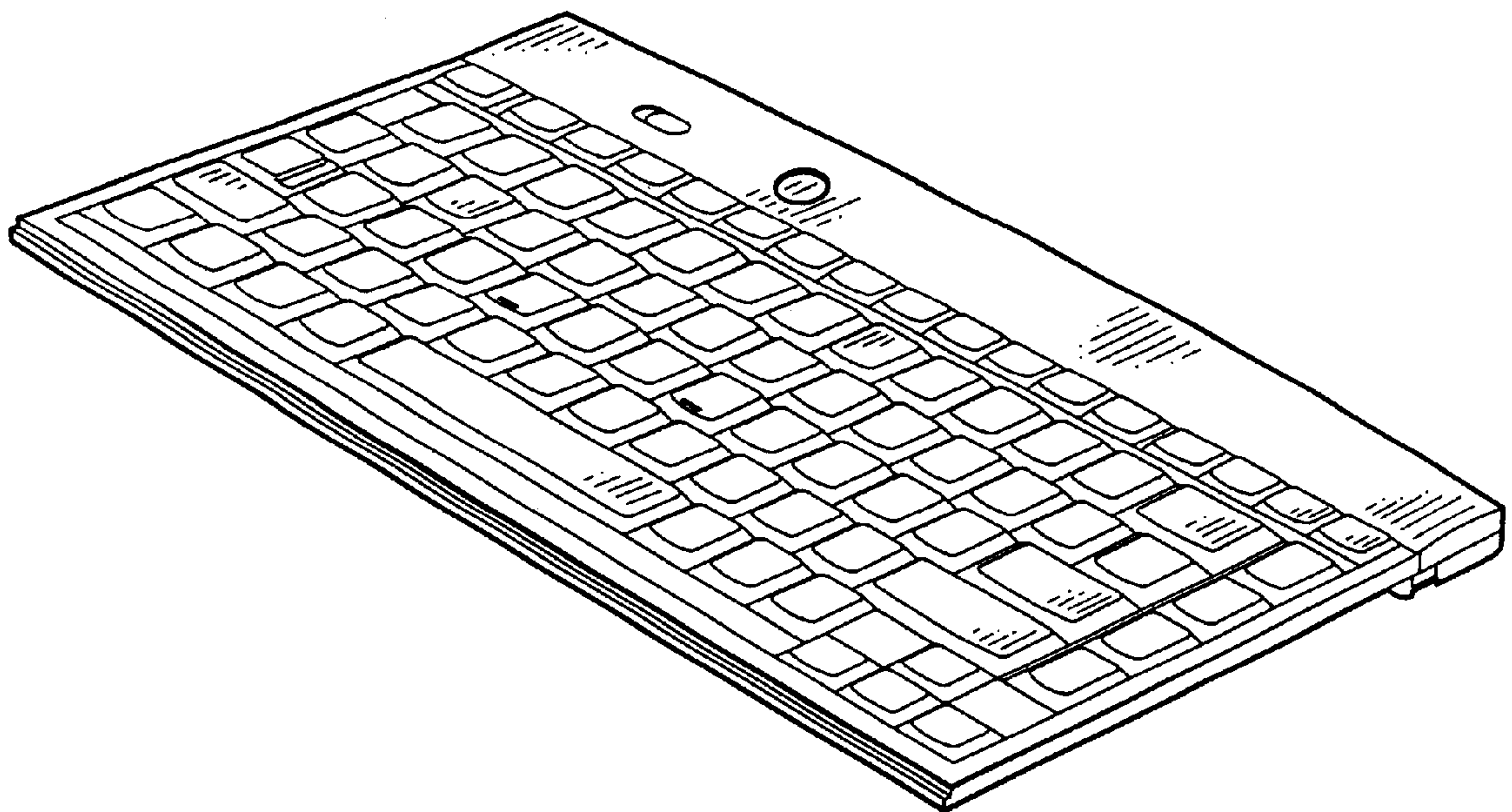


Fig. 1



Fig. 2




Fig. 5

Fig. 4

Fig. 3

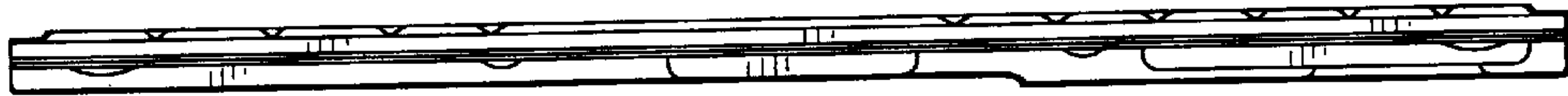


Fig. 6

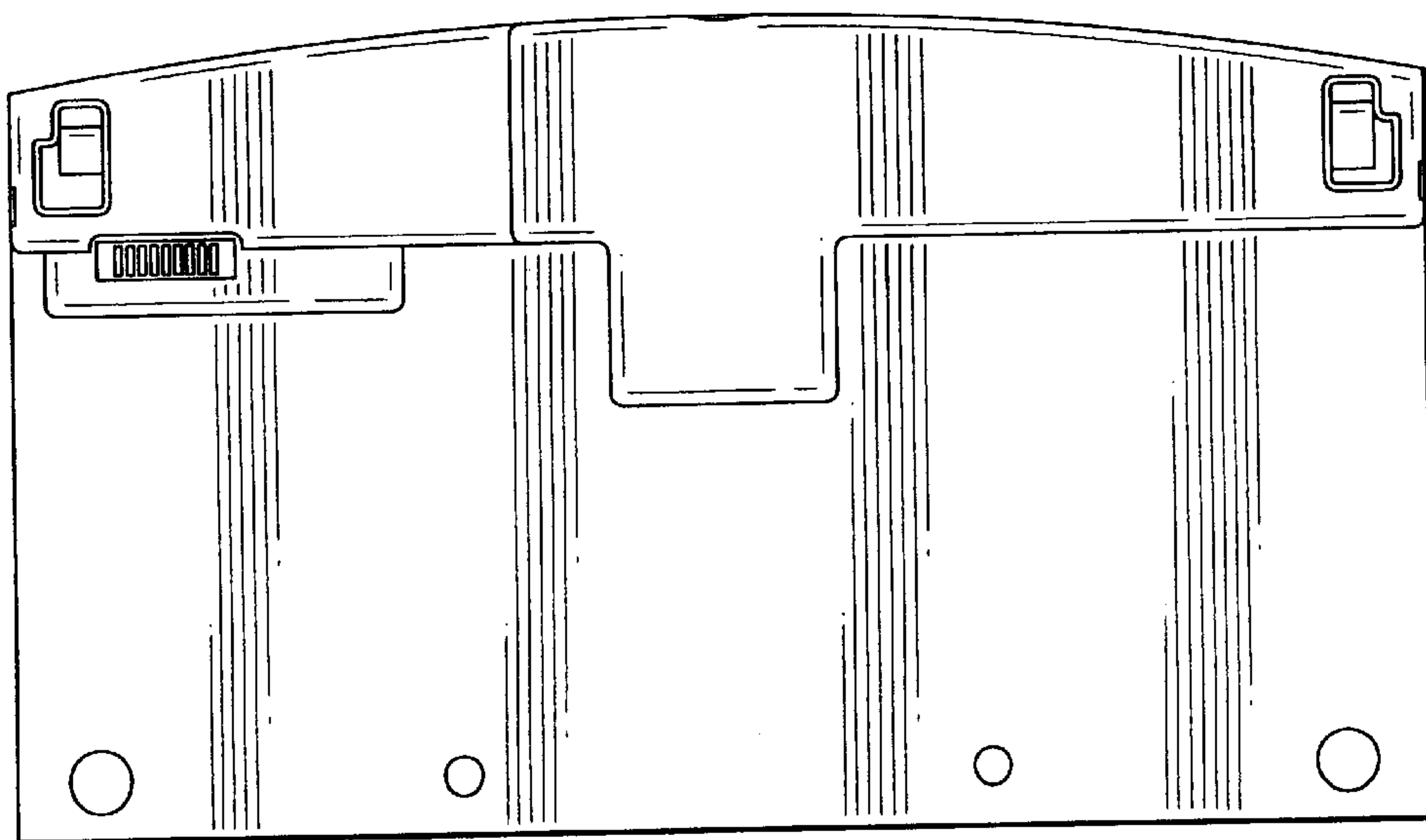


Fig. 7