



US00D485259S

(12) **United States Design Patent**
Allen

(10) **Patent No.:** **US D485,259 S**

(45) **Date of Patent:** **** Jan. 13, 2004**

(54) **LOUDSPEAKER**

(75) **Inventor:** **Graham David Allen**, Alderley Edge (GB)

(73) **Assignee:** **KH Technology Corporation**, Grand Cayman (KY)

(**) **Term:** **14 Years**

(21) **Appl. No.:** **29/175,693**

(22) **Filed:** **Feb. 6, 2003**

(30) **Foreign Application Priority Data**

Aug. 6, 2002 (GB) 3006021

(51) **LOC (7) Cl.** **14-01**

(52) **U.S. Cl.** **D14/215**

(58) **Field of Search** D14/204, 207, D14/209-216, 356; 181/143-145, 147-148, 150, 153, 157, 198-199; 381/300-302, 306, 333, 345, 361-364, 386-388

(56) **References Cited**

U.S. PATENT DOCUMENTS

4,214,645 A * 7/1980 Plourde 181/148

D265,990 S * 8/1982 Hartwein et al. D14/214
D400,537 S * 11/1998 Boyd D14/214
D400,883 S * 11/1998 Jung D14/214
D416,020 S * 11/1999 Warren D14/214
D421,262 S * 2/2000 Warren D14/214
D448,753 S * 10/2001 Masui D14/214

* cited by examiner

Primary Examiner—Nanda Bondade

(74) *Attorney, Agent, or Firm*—Kenneth L. Sherman, Esq.; Myers Dawes Andras and Sherman

(57) **CLAIM**

The ornamental design for a loudspeaker, substantially as shown and described.

DESCRIPTION

FIG. 1 is a front view of a loudspeaker shown with the front grille removed for clarity of illustration; FIG. 2 is a rear view thereof; FIG. 3 is a left side view thereof; FIG. 4 is a top view thereof; FIG. 5 is a perspective view thereof; and, FIG. 6 is a perspective view thereof, with the grille attached.

1 Claim, 2 Drawing Sheets

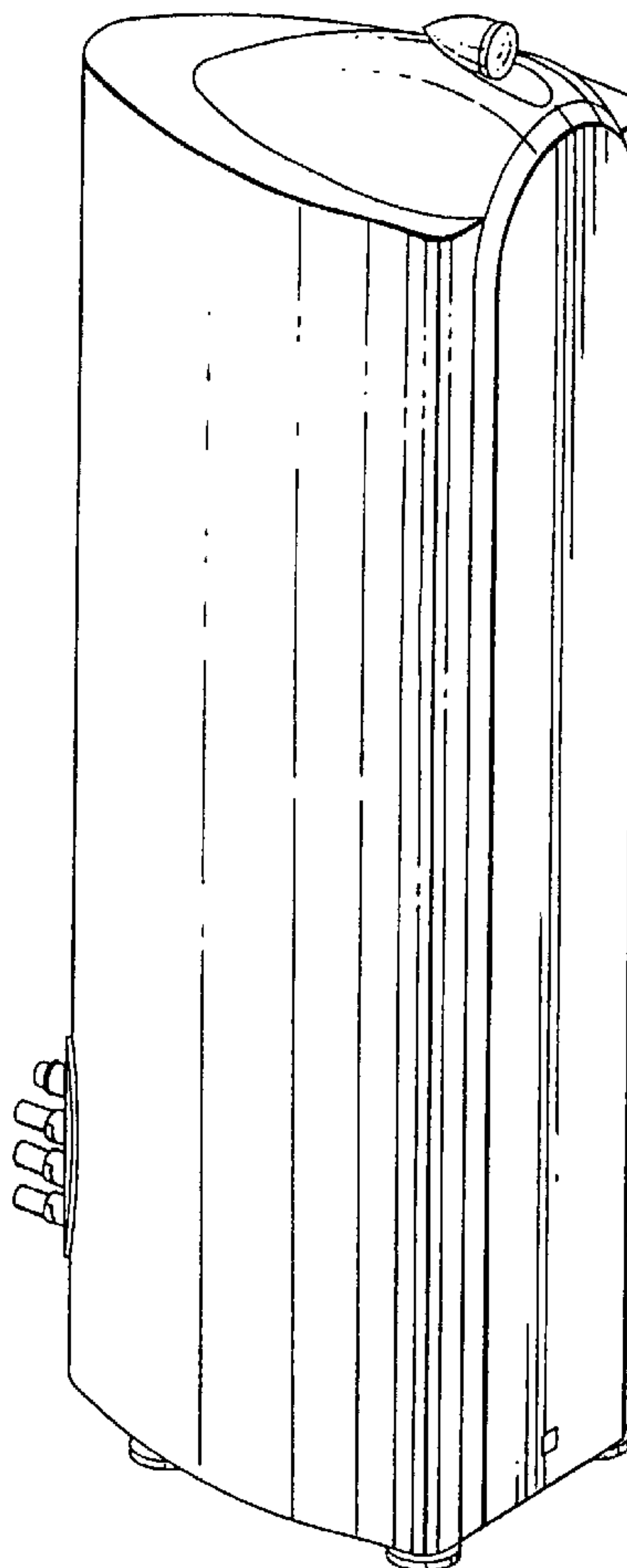
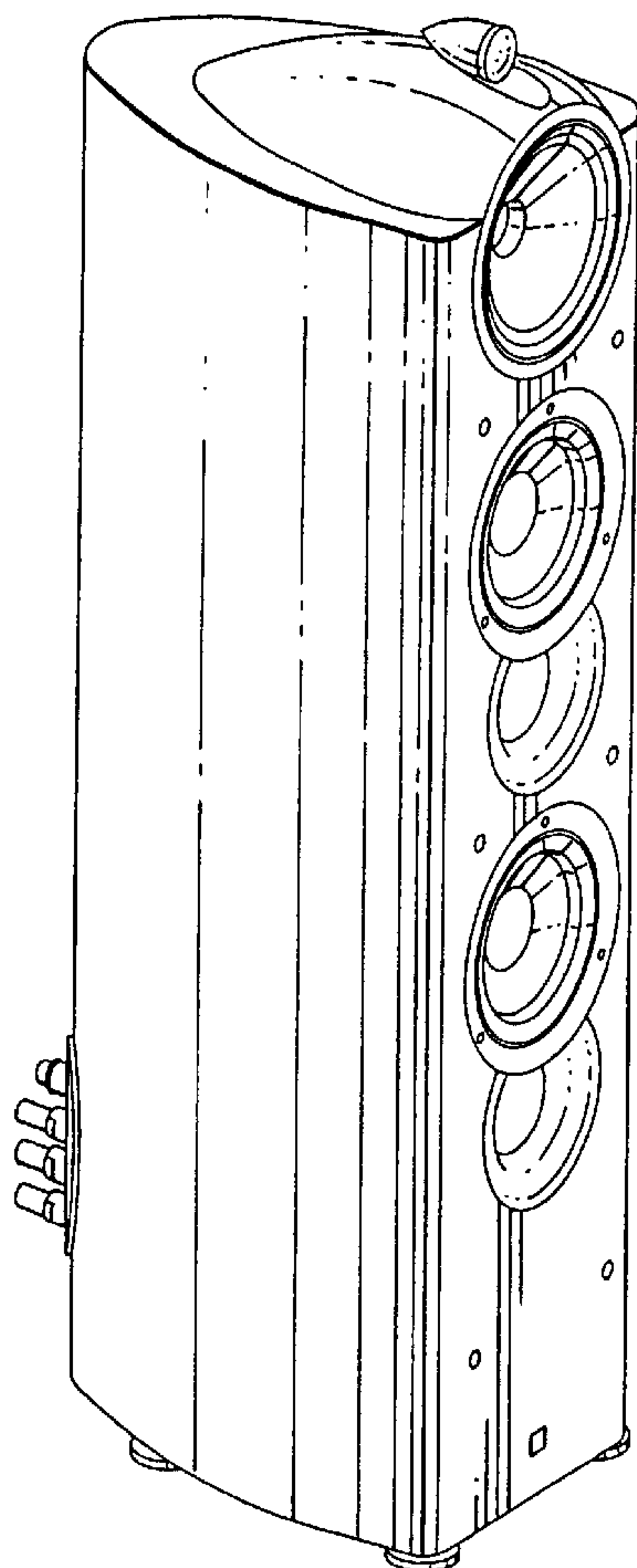


FIG. 1

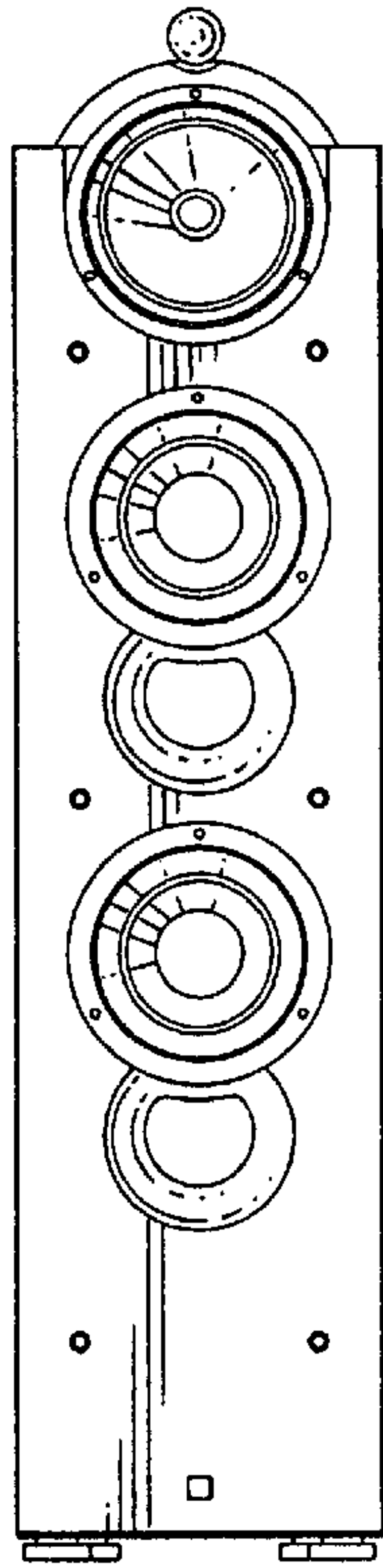


FIG. 2

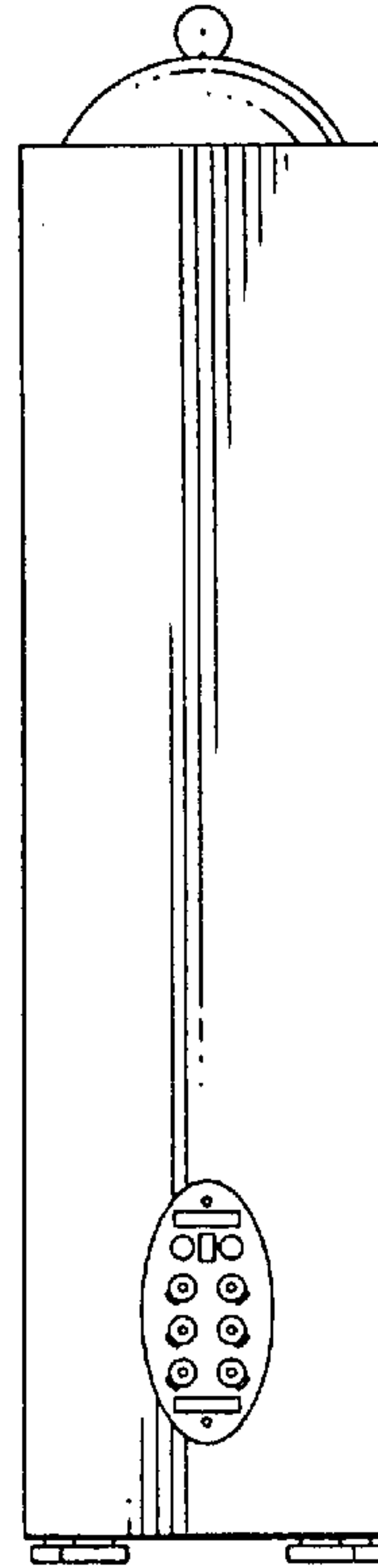


FIG. 3




FIG. 4

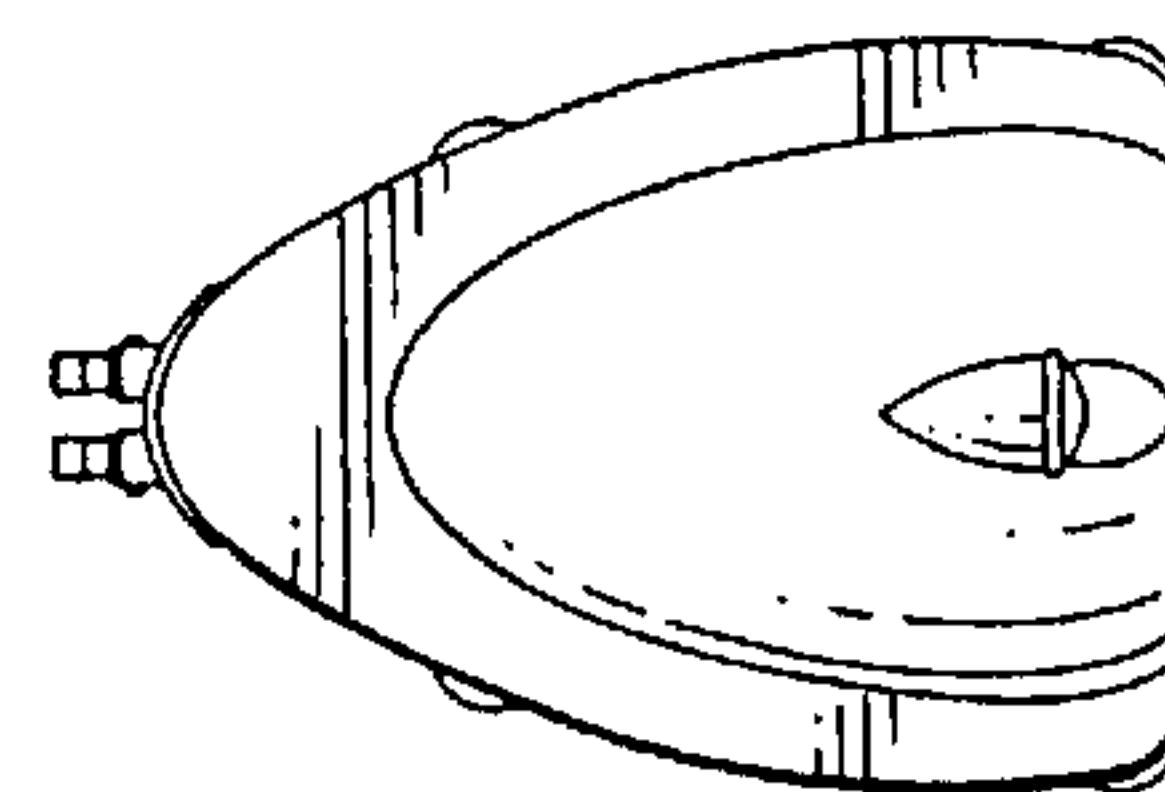


FIG. 5

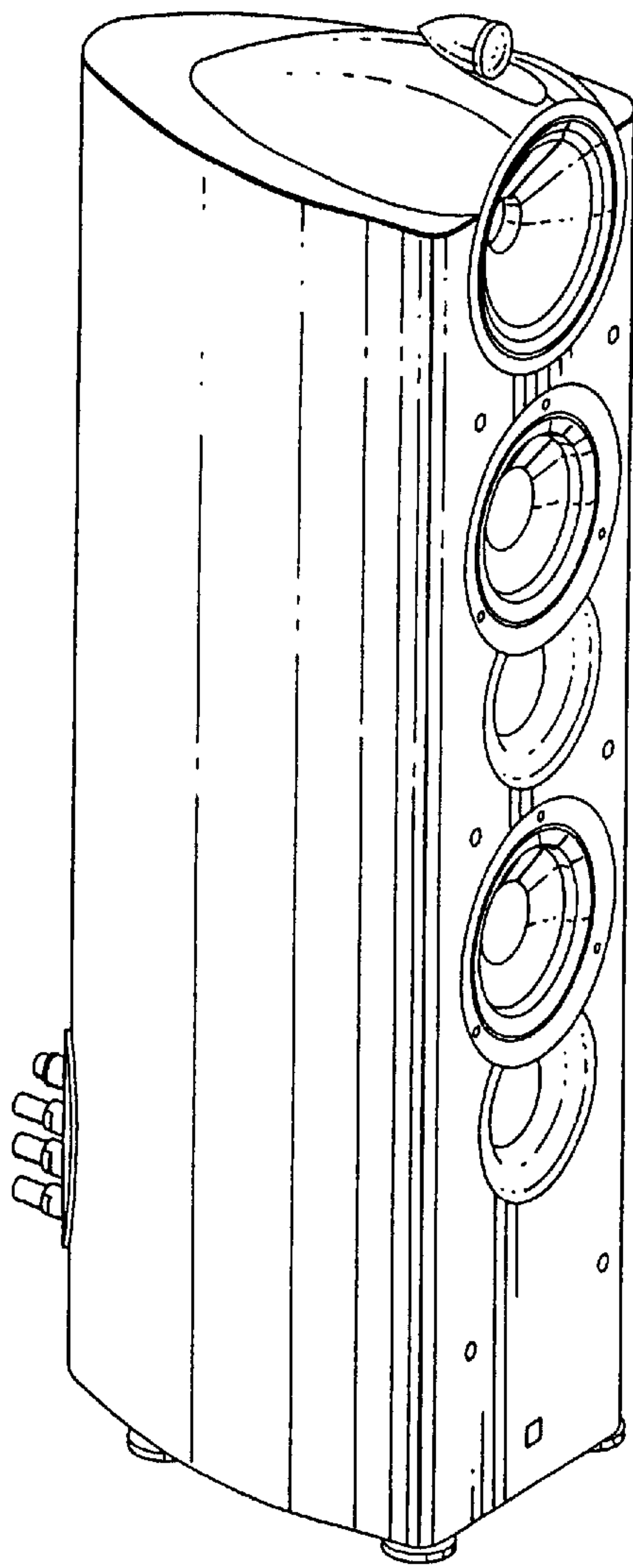


FIG. 6

