



US00D485257S

(12) **United States Design Patent**
Allen

(10) **Patent No.:** **US D485,257 S**

(45) **Date of Patent:** **** Jan. 13, 2004**

(54) **LOUDSPEAKER**

(75) **Inventor:** **Graham David Allen**, Alderley Edge
(GB)

(73) **Assignee:** **KH Technology Corporation**, Grand
Cayman (KY)

(**) **Term:** **14 Years**

(21) **Appl. No.:** **29/175,691**

(22) **Filed:** **Feb. 6, 2003**

(30) **Foreign Application Priority Data**

Aug. 6, 2002 (GB) 3006019

(51) **LOC (7) Cl.** **14-01**

(52) **U.S. Cl.** **D14/215; D14/214**

(58) **Field of Search** D14/204, 207,
D14/209-216, 356; 181/143-145, 147-148,
150, 153, 157, 198-199; 381/300-302,
306, 333, 345, 361-364, 386-388

(56) **References Cited**

U.S. PATENT DOCUMENTS

4,214,645 A * 7/1980 Plourde 181/148

D381,335 S * 7/1997 Whitehead D14/204
D382,270 S * 8/1997 Matsuoka D14/214
D439,240 S * 3/2001 Ito et al. D14/215

* cited by examiner

Primary Examiner—Nanda Bondade

(74) *Attorney, Agent, or Firm*—Kenneth L. Sherman, Esq.;
Myers Dawes Andras & Sherman, LLP

(57) **CLAIM**

The ornamental design for a loudspeaker, substantially as
shown and described.

DESCRIPTION

FIG. 1 is a front view of the loudspeaker of the preferred
embodiment of the present invention;
FIG. 2 is a right side view of the loudspeaker of the preferred
embodiment of the present invention;
FIG. 3 is a top view of the loudspeaker of the preferred
embodiment of the present invention;
FIG. 4 is a bottom view of the loudspeaker of the preferred
embodiment of the present invention; and,
FIG. 5 is a perspective view of the loudspeaker of the
preferred embodiment of the present invention.

1 Claim, 2 Drawing Sheets




FIG. 1

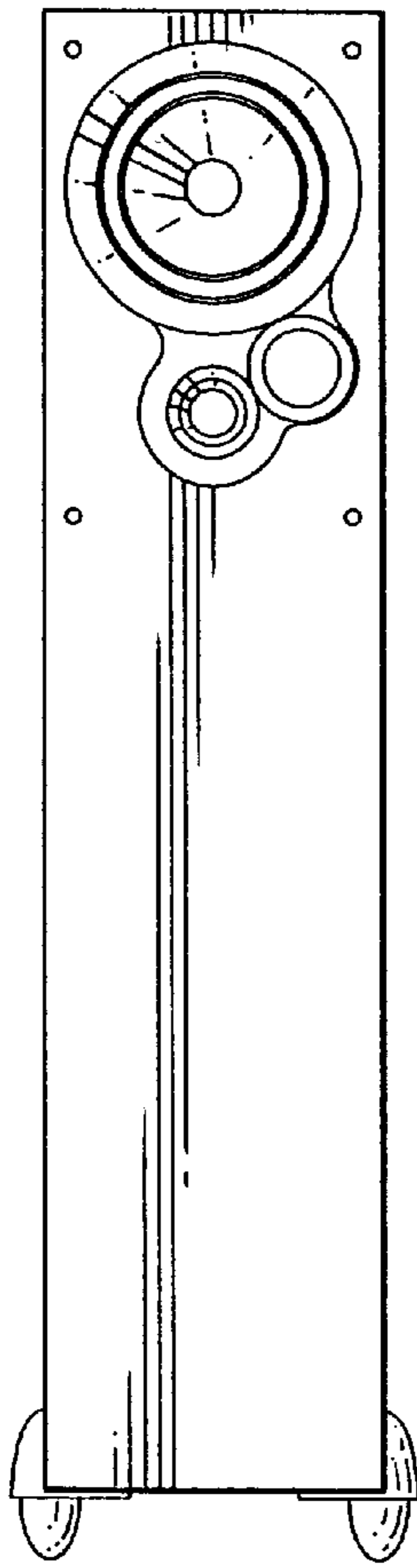


FIG. 2

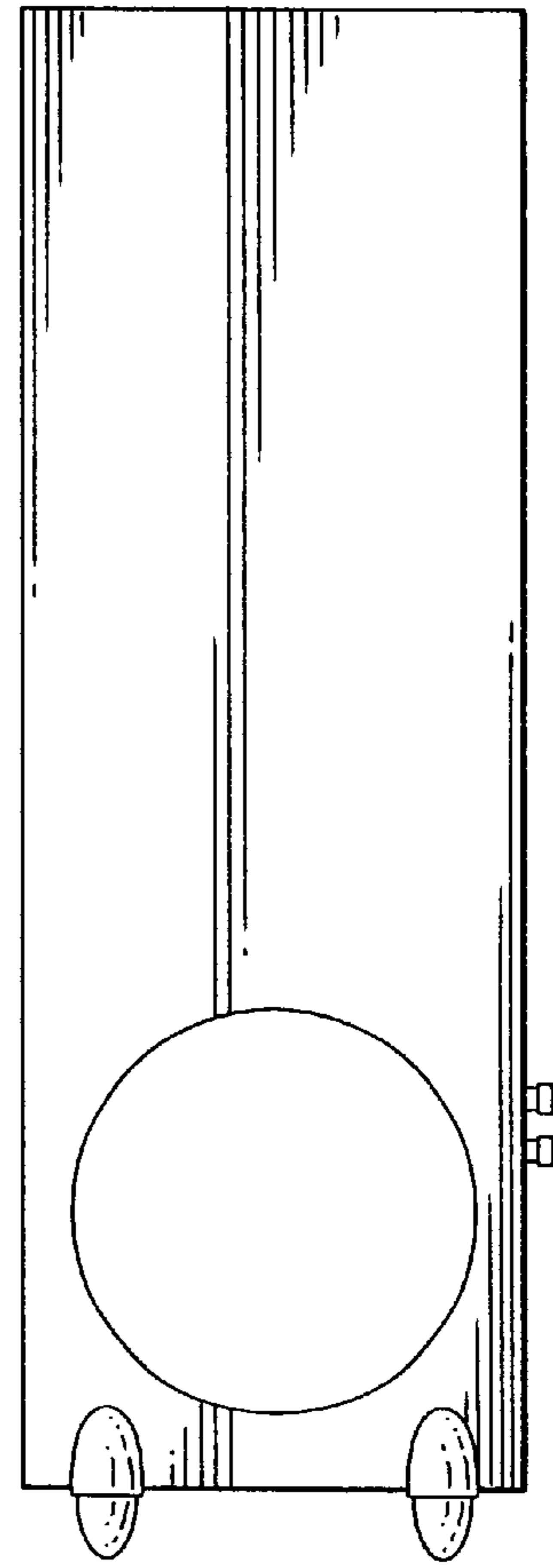


FIG. 3

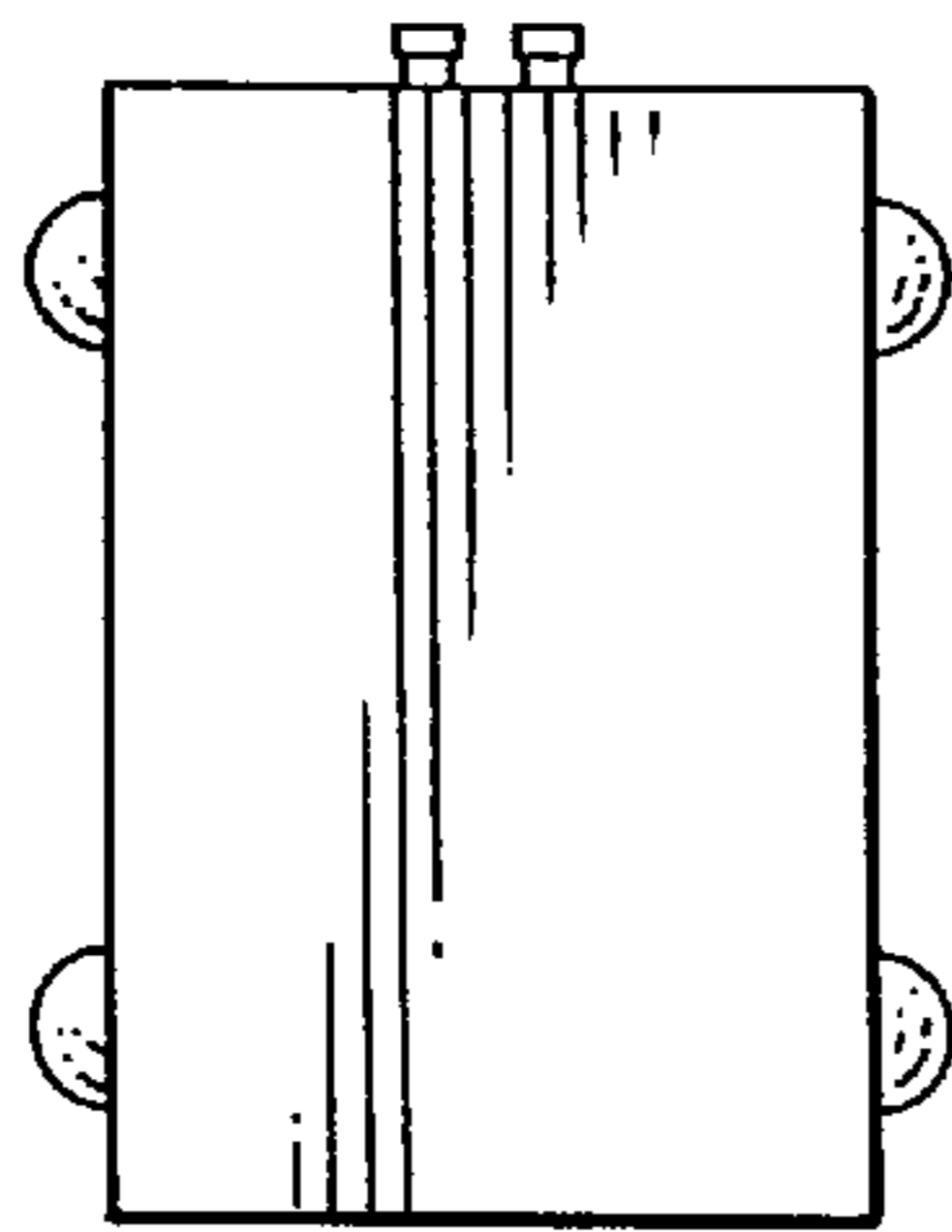


FIG. 4

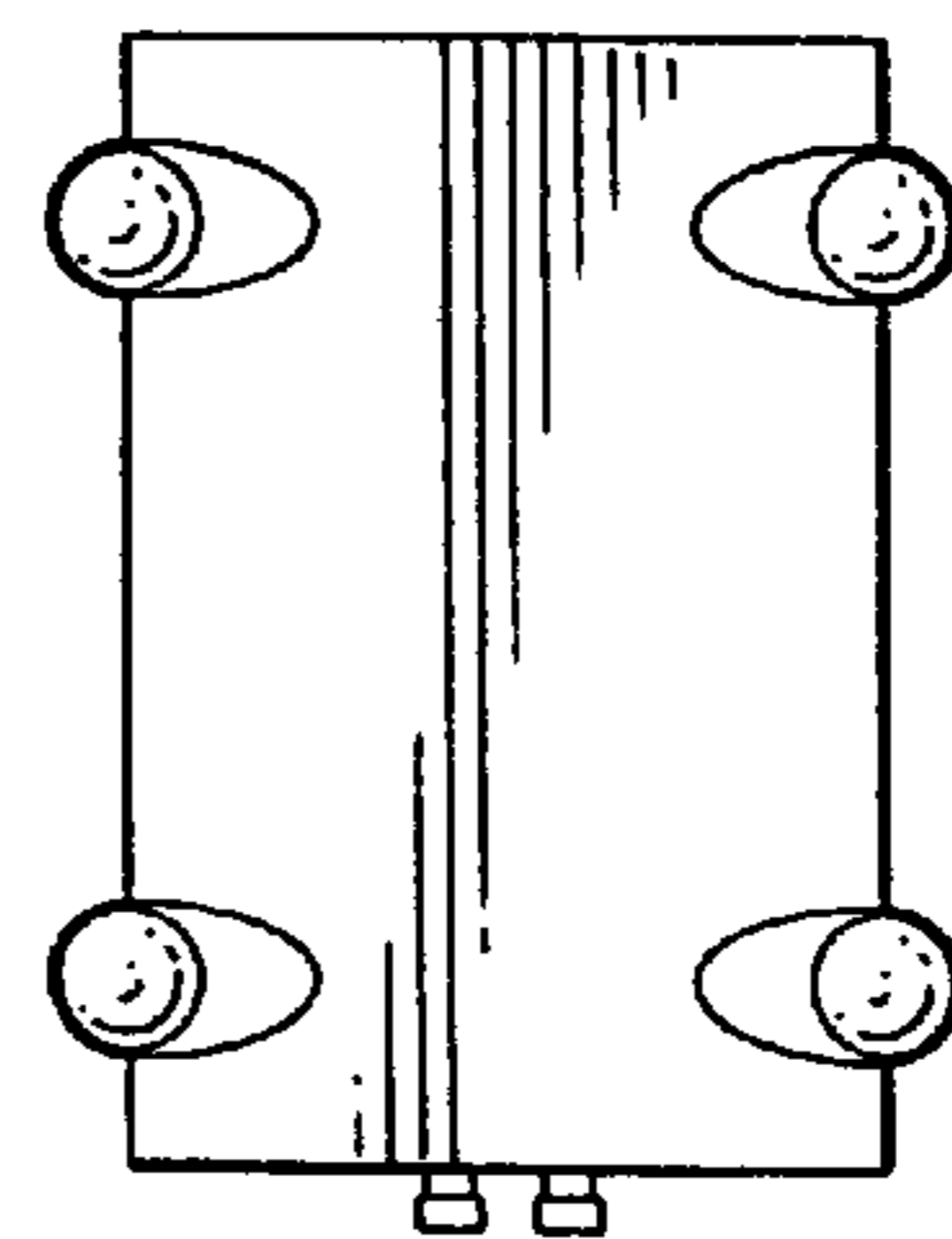


FIG. 5

