



US00D485255S

(12) **United States Design Patent**  
**Christiansen**

(10) **Patent No.:** **US D485,255 S**

(45) **Date of Patent:** **\*\* Jan. 13, 2004**

(54) **ROCK SPEAKER**

(76) Inventor: **Carl Christiansen**, 769 Old York Road,  
Burlington, Ontario (CA), L7P 4X8

(\*\*) Term: **14 Years**

(21) Appl. No.: **29/174,490**

(22) Filed: **Jan. 21, 2003**

(51) **LOC (7) Cl.** ..... **14-01**

(52) **U.S. Cl.** ..... **D14/207; D14/214**

(58) **Field of Search** ..... D14/204, 207,  
D14/209-216, 356; 181/143-145, 147-148,  
150, 153, 157, 198-199; 381/300-302,  
306, 333, 345, 361-364, 386-388

(56) **References Cited**

**U.S. PATENT DOCUMENTS**

D234,604 S \* 3/1975 Shimizu ..... D14/212

4,336,861 A \* 6/1982 Peter ..... 181/144

D302,817 S \* 8/1989 Macaulay ..... D14/210

D330,029 S \* 10/1992 Kawaguchi ..... D14/212

D351,838 S \* 10/1994 Rozier et al. .... D14/214

D360,635 S \* 7/1995 Mark ..... D14/212

\* cited by examiner

*Primary Examiner*—Nanda Bondade

(74) *Attorney, Agent, or Firm*—E. H. Oldham

(57) **CLAIM**

The ornamental design for a rock speaker, as shown.

**DESCRIPTION**

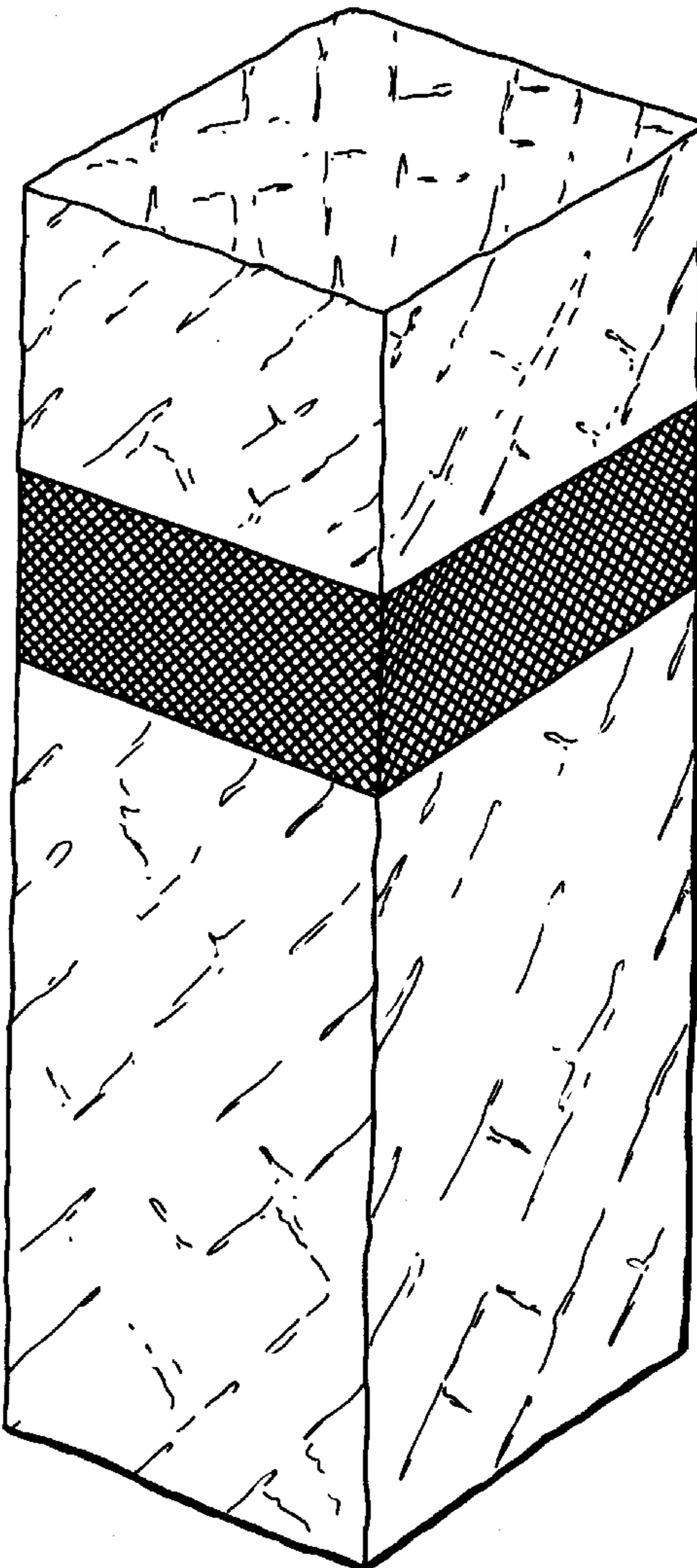
FIG. 1 is a perspective view of a rock speaker showing my new design;

FIG. 2 is a side view of the rock speaker of FIG. 1;

FIG. 3 is a top view of the rock speaker of FIG. 1; and,

FIG. 4 is a bottom view of the rock speaker of FIG. 1.

**1 Claim, 2 Drawing Sheets**



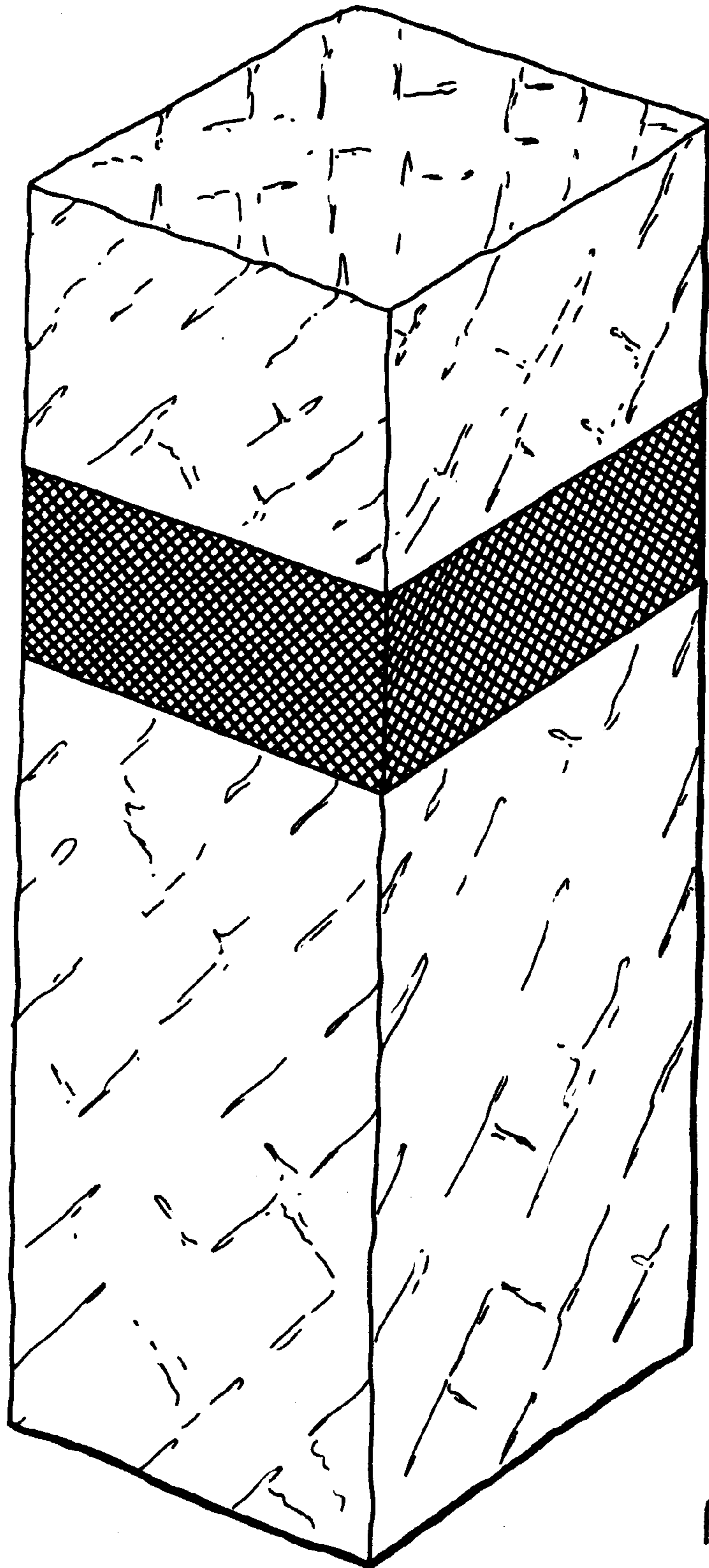


FIG.1.




FIG. 2.

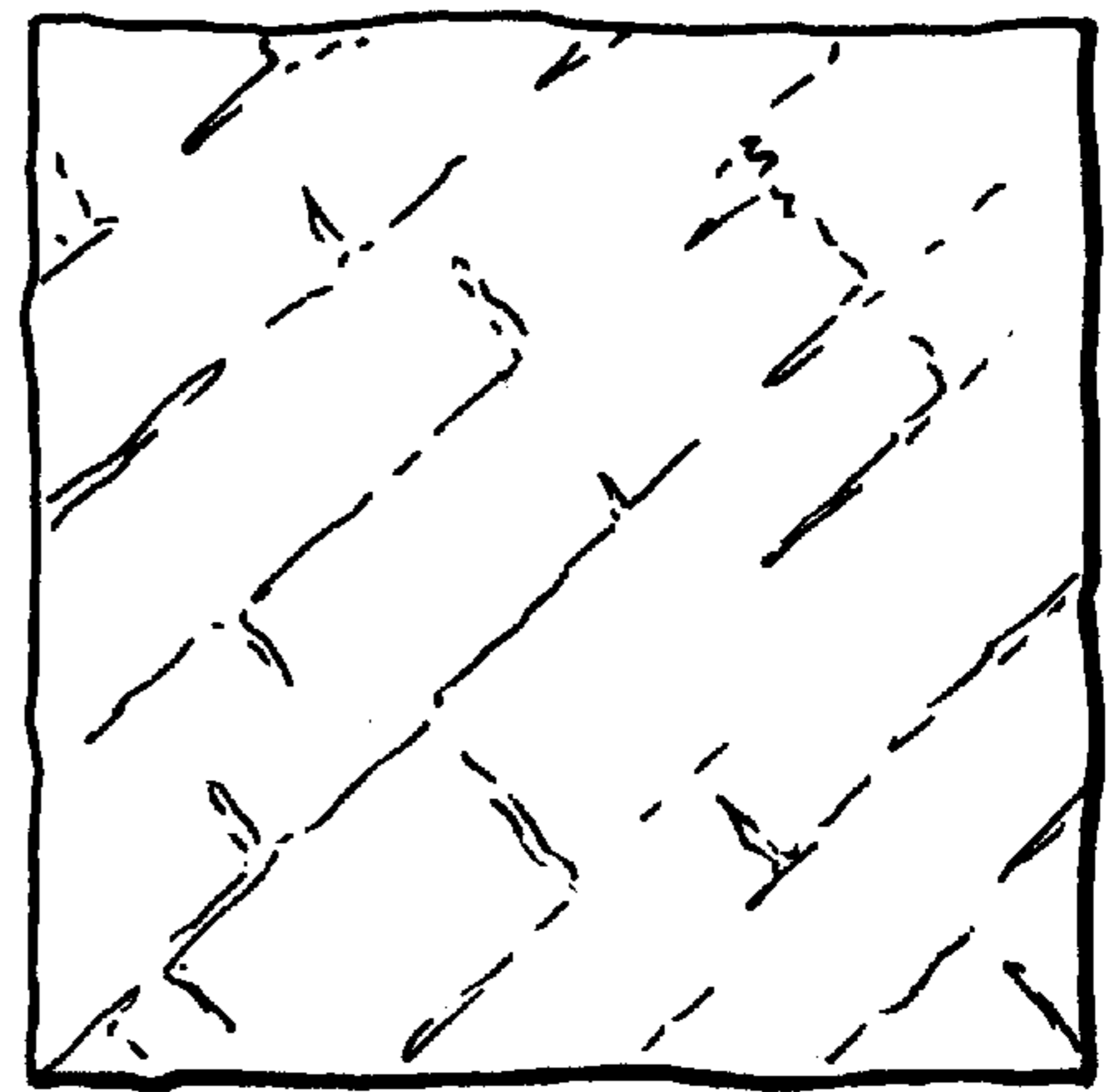


FIG. 3.

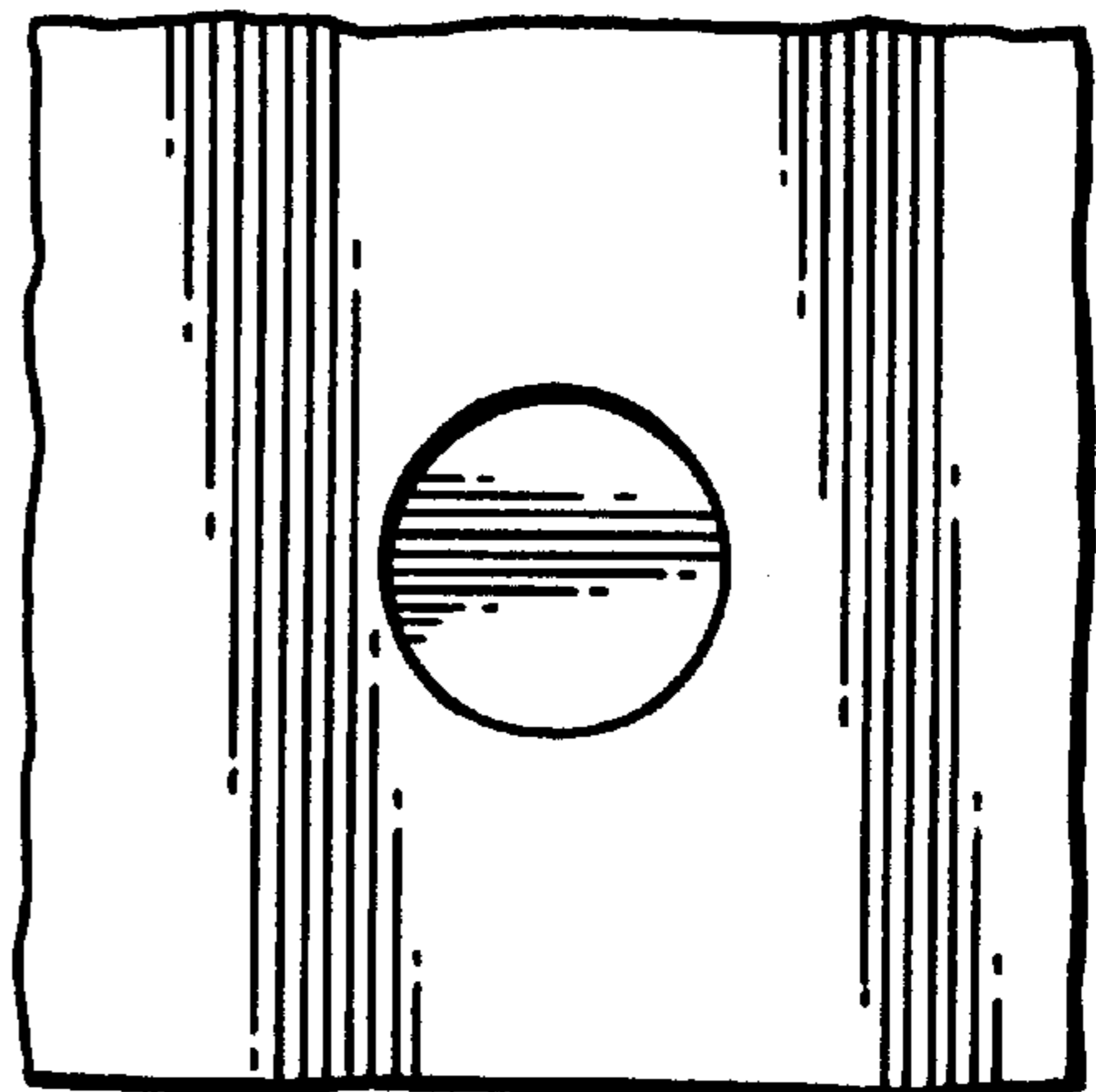


FIG. 4.