



US00D485187S

(12) **United States Design Patent**
Stinedurf

(10) **Patent No.:** **US D485,187 S**

(45) **Date of Patent:** **** Jan. 13, 2004**

(54) **CONTAINER BODY PORTION**

(75) **Inventor:** **Lia Eva Stinedurf, Canton, MI (US)**

(73) **Assignee:** **Plastipak Packaging, Inc., Plymouth, MI (US)**

(**) **Term:** **14 Years**

(21) **Appl. No.:** **29/154,956**

(22) **Filed:** **Feb. 1, 2002**

(51) **LOC (7) Cl.** **09-01**

(52) **U.S. Cl.** **D9/523; D9/563; D9/575**

(58) **Field of Search** **D9/516, 523, 526, D9/527, 528, 540, 542-543, 544-545, 550-551, 558, 560, 563-564, 571, 572-575; 215/382-384, 396, 398, 400; 220/675**

(56) **References Cited**

U.S. PATENT DOCUMENTS

D194,071 S	*	11/1962	Anderson et al.	220/675 X
D207,743 S	*	5/1967	Roberts	D9/528
D211,003 S	*	5/1968	Macaulay	D9/523
D237,256 S	*	10/1975	Weckman	D9/523
D246,226 S	*	11/1977	Avolio	D9/523
D274,129 S	*	6/1984	Lyons	D9/523
D302,657 S	*	8/1989	Platte et al.	D9/528
D303,083 S	*	8/1989	Powell et al.	D9/523
D308,825 S	*	6/1990	Hoyt	D9/523
D326,007 S	*	5/1992	Gilchrist	D9/523 X
D354,230 S	*	1/1995	Hoyt	D9/543

D358,993 S	*	6/1995	Hot	D9/570
5,803,310 A	*	9/1998	Soon	222/1
D416,801 S	*	11/1999	Macaulay et al.	D9/523
5,979,696 A	*	11/1999	Bode et al.	220/675
6,070,753 A	*	6/2000	Hirst et al.	220/675 X

* cited by examiner

Primary Examiner—Philip S. Hyder

Assistant Examiner—Carol Rademaker

(74) *Attorney, Agent, or Firm*—Rader, Fishman & Grauer PLLC

(57) **CLAIM**

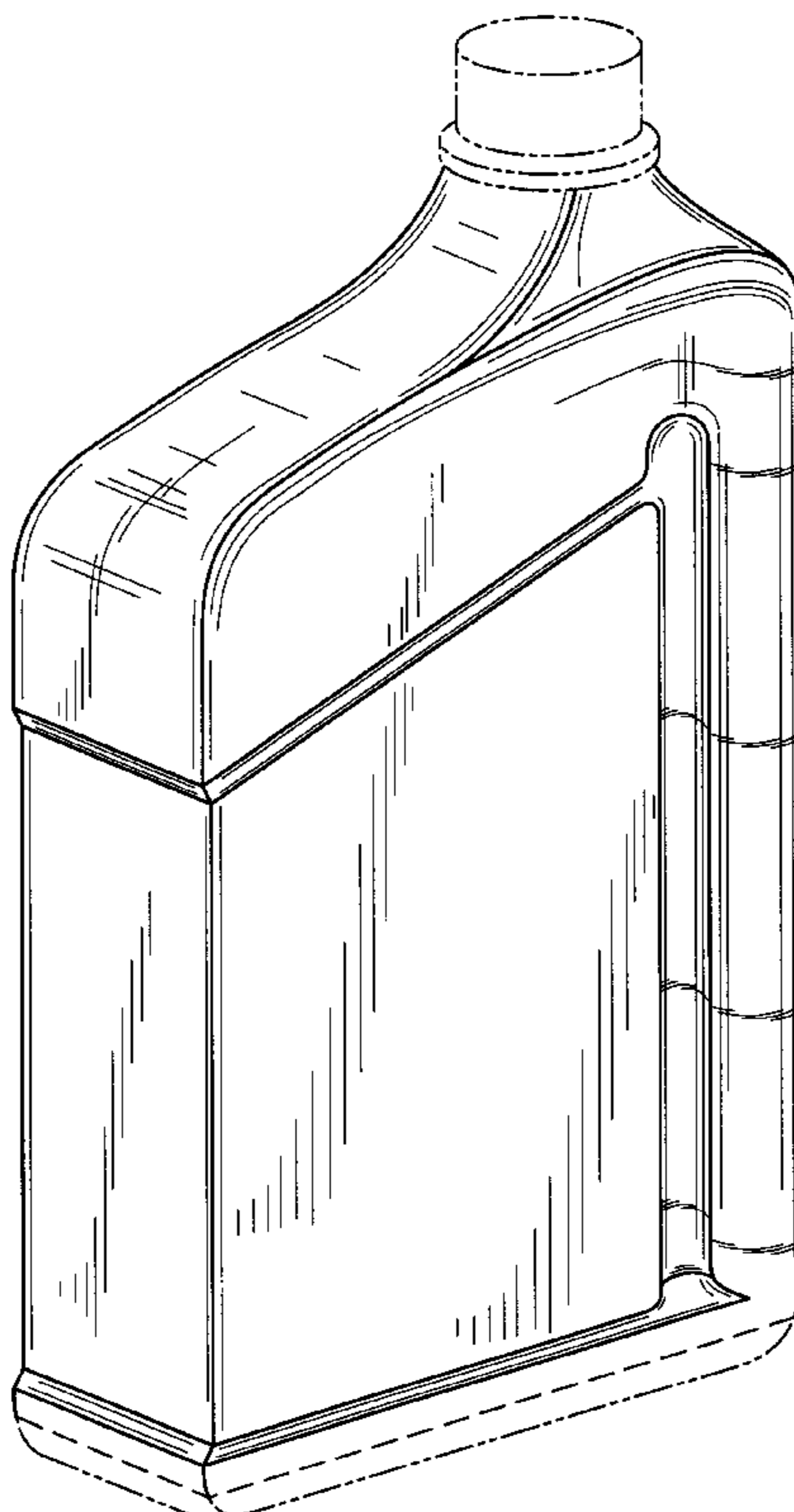
The ornamental design for a container body portion, as shown and described.

DESCRIPTION

FIG. 1 is a top, right side, and rear perspective view of a container body portion of my new design; FIG. 2 is a right side elevation view thereof; FIG. 3 is a rear elevation view thereof, shown at an enlarged scale; FIG. 4 is a front elevation view thereof, shown at an enlarged scale; and, FIG. 5 is a top plan view thereof, shown at reduced scale from FIGS. 3 & 4.

The dot-dot-dash line shown in FIGS. 1-5 is for environmental purposes only and forms no part of the claimed design. The dash-dash-dash lines shown in FIGS. 1-5 define the boundary of the claim.

1 Claim, 4 Drawing Sheets



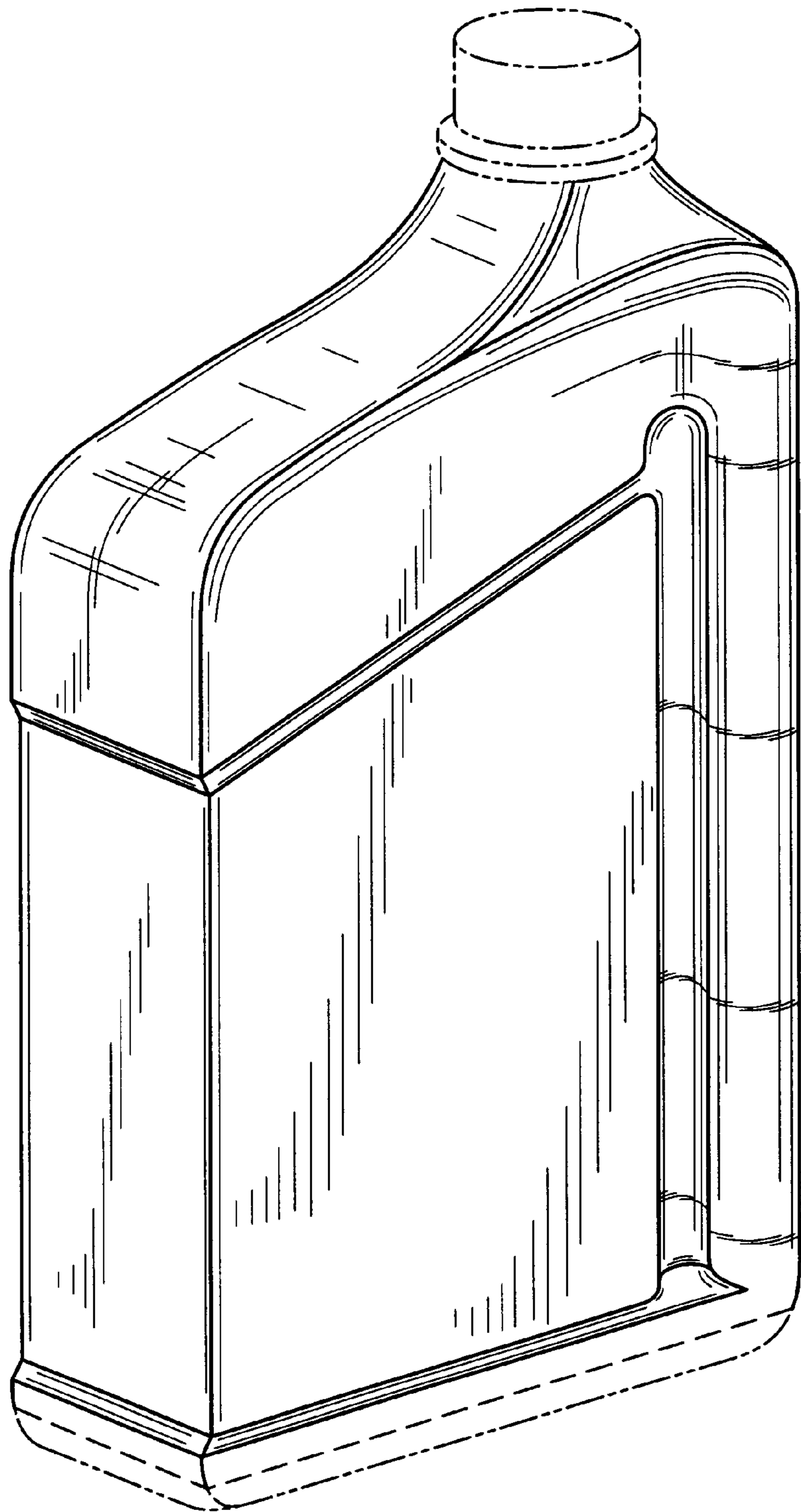


FIG. 1

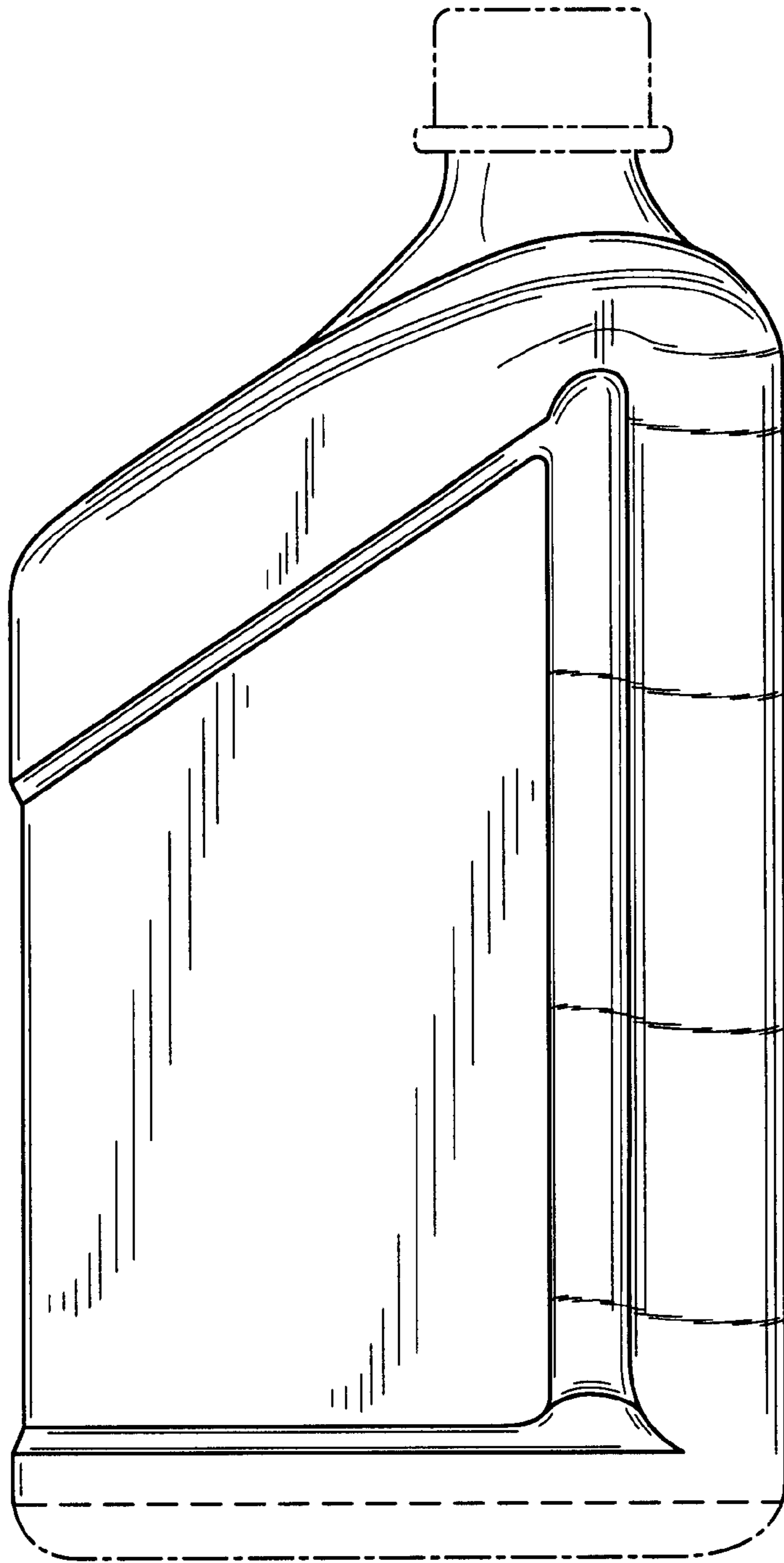


FIG. 2

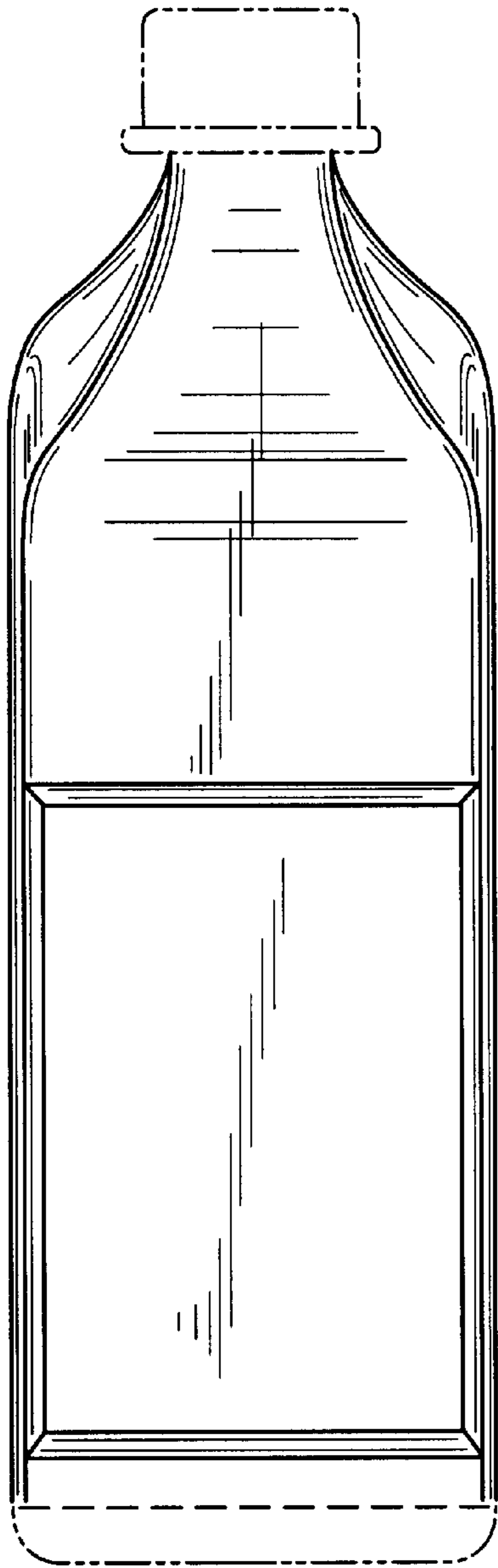


FIG. 3

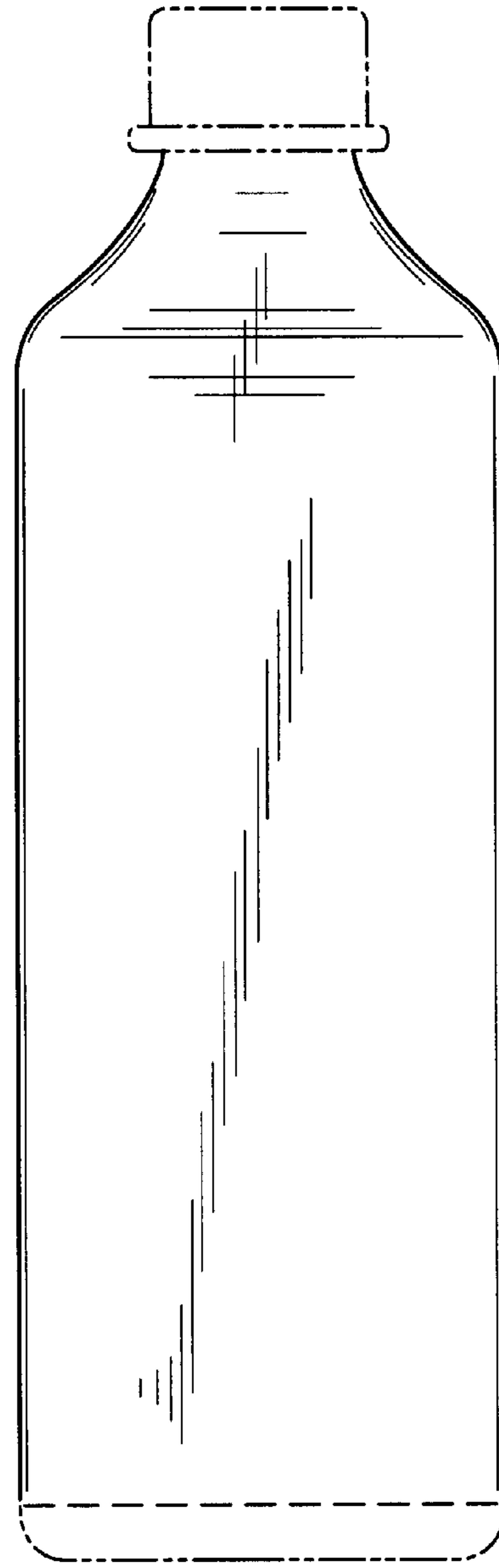


FIG. 4

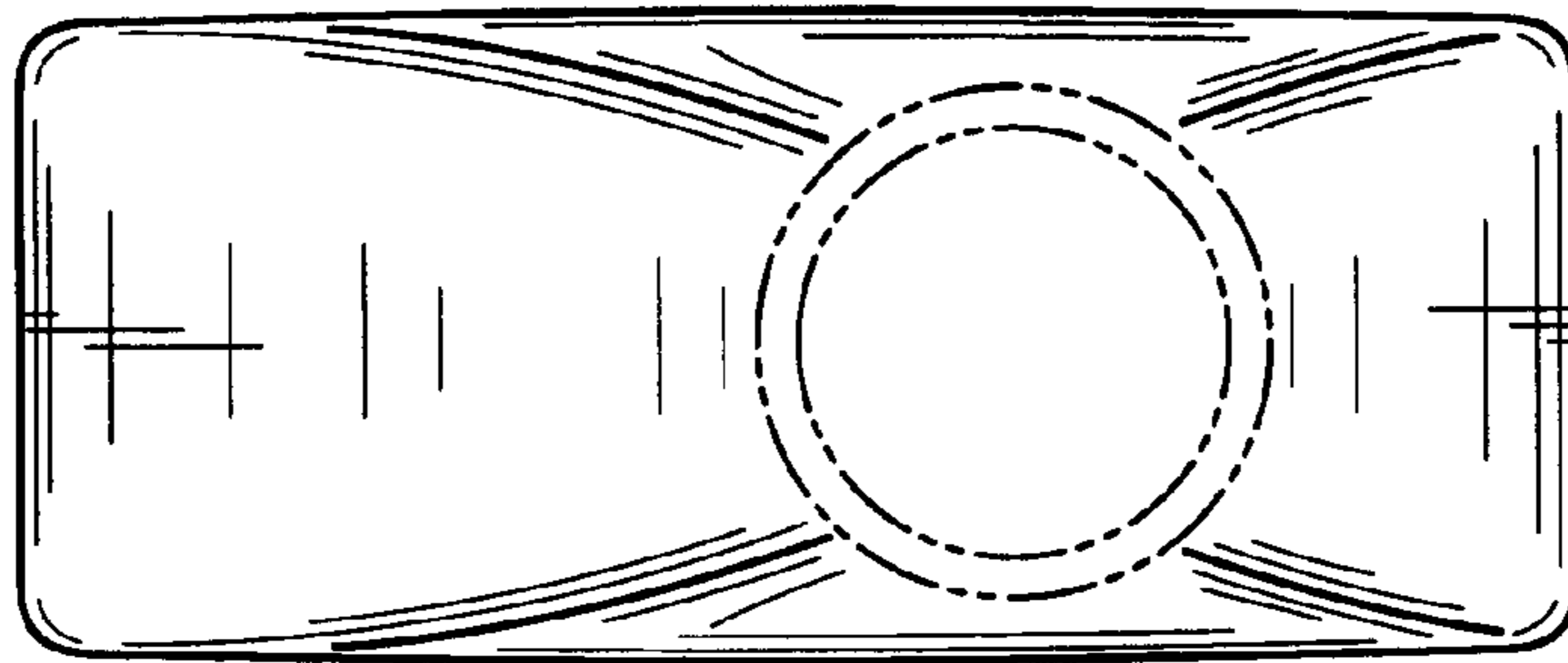


FIG. 5