



US00D485174S

(12) **United States Design Patent**
Amar et al.

(10) **Patent No.:** **US D485,174 S**

(45) **Date of Patent:** **** Jan. 13, 2004**

(54) **SILVERWARE PACKAGE**

(75) Inventors: **Felix Amar**, Eatontown, NJ (US);
Brian Kinsella, Freehold, NJ (US);
Yam Chan-Pik, Tianjin (CN)

(73) Assignee: **Hampton Forge, Ltd.**, Eatontown, NJ (US)

(**) Term: **14 Years**

(21) Appl. No.: **29/156,922**

(22) Filed: **Mar. 8, 2002**

(51) **LOC (7) Cl.** **09-03**

(52) **U.S. Cl.** **D9/418; D9/415**

(58) **Field of Search** D9/414, 415, 418,
D9/428, 429, 337, 430; D3/903; 206/769,
770, 771, 349, 553, 372, 320; 229/162

(56) **References Cited**

U.S. PATENT DOCUMENTS

1,701,062 A	*	2/1929	Burnham	206/553
2,710,094 A	*	6/1955	Rau	206/553
3,406,816 A	*	10/1968	Green et al.	206/769
3,905,213 A	*	9/1975	Graham Jr.	206/553
D244,259 S	*	5/1977	Bergstein	D9/418
D259,847 S	*	7/1981	Hamby	D3/903
D310,488 S	*	9/1990	Callinan	D9/418
4,972,955 A	*	11/1990	Rymoen	206/553
D317,718 S	*	6/1991	Carol	D9/418

D367,226 S	*	2/1996	Ransbottom	D9/418
5,706,949 A	*	1/1998	Amato	206/553
6,047,833 A	*	4/2000	Salomon	206/769

* cited by examiner

Primary Examiner—Prabhakar Deshmukh

(74) *Attorney, Agent, or Firm*—Lerner, David, Littenberg, Krumholz & Mentlik, LLP

(57) **CLAIM**

The ornamental design for a silverware package, as shown and described.

DESCRIPTION

FIG. 1 is front, perspective view of a silverware package in accordance with the design of the present invention, including silverware mounted therein shown in phantom view; FIG. 2 is a front elevational view of the silverware package shown in FIG. 1 with the rear elevational view being a mirror image thereof; FIG. 3 is a right side elevational view of the silverware package shown in FIG. 1, with the left side elevational view being a mirror image thereof; FIG. 4 is a top elevational view of the silverware package shown in FIG. 1; and, FIG. 5 is a bottom elevational view of the silverware package shown in FIG. 1. The broken lines showing of silverware is for illustrative purpose only and forms no part of the claimed design.

1 Claim, 3 Drawing Sheets

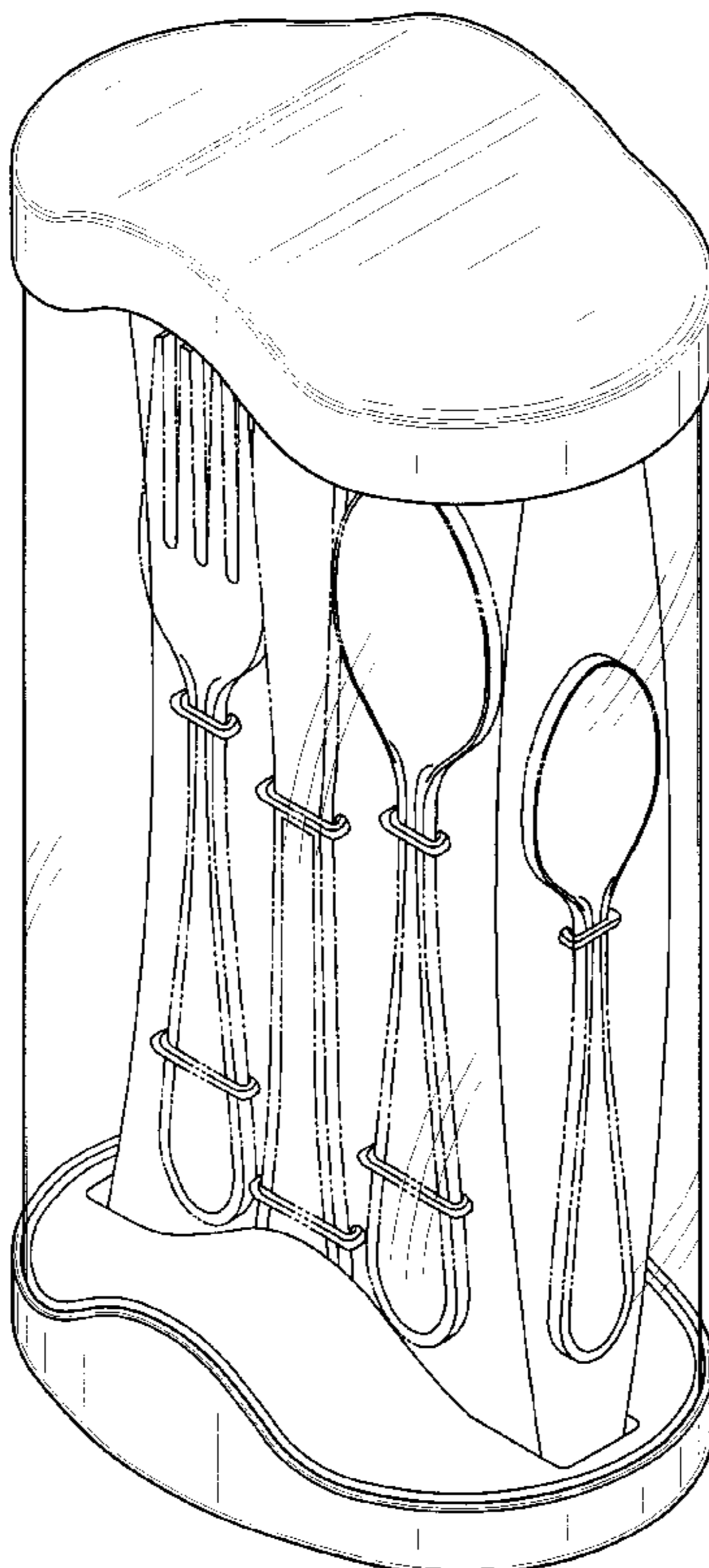


FIG. 1

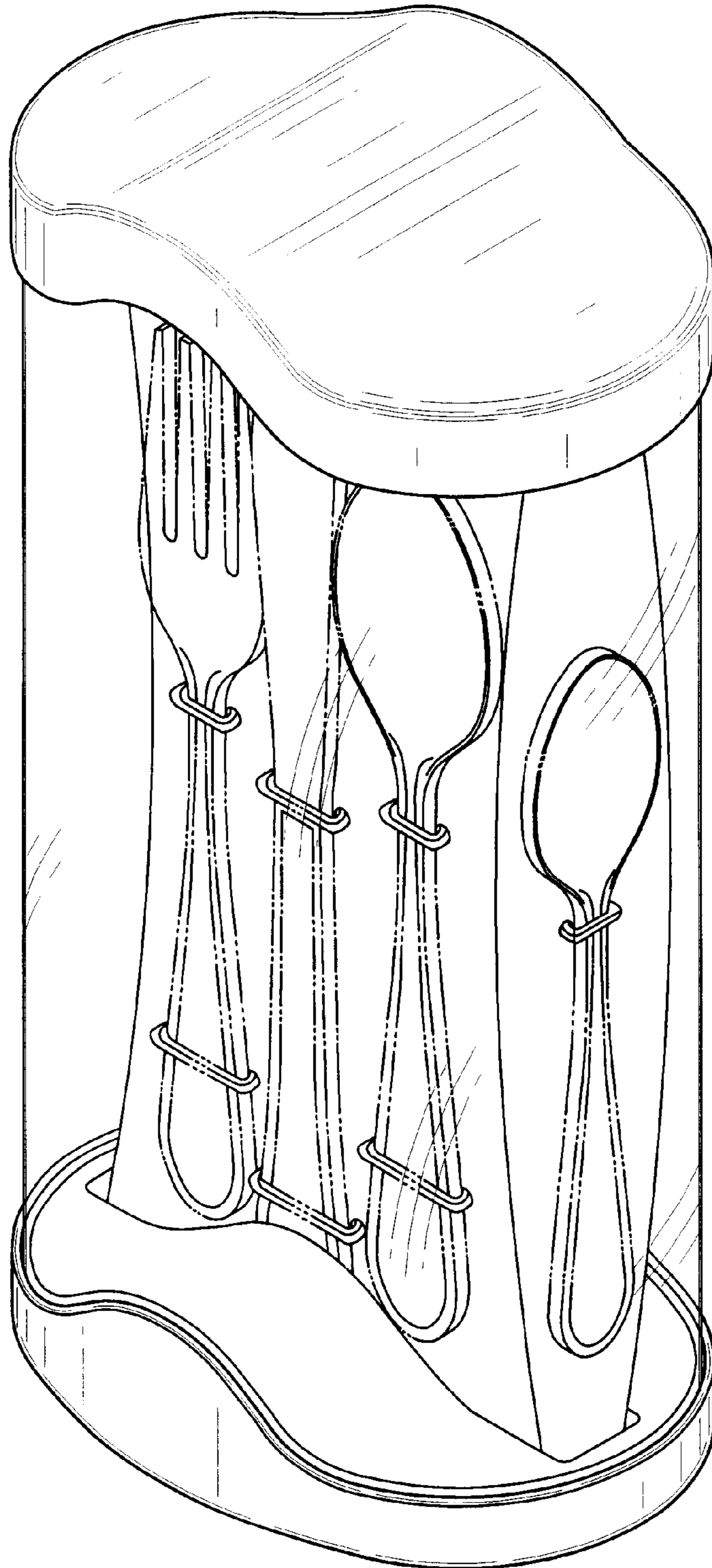


FIG. 2

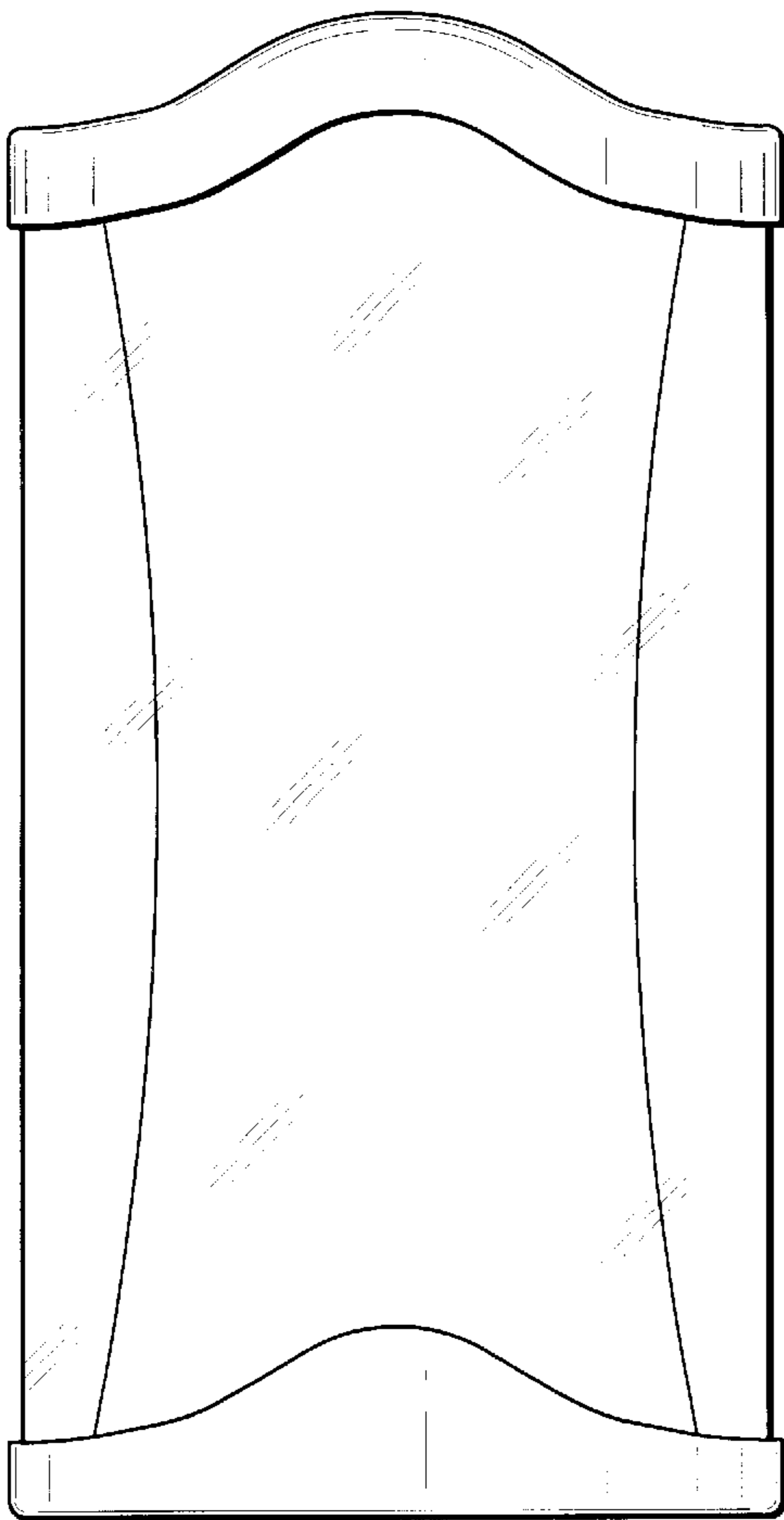


FIG. 3

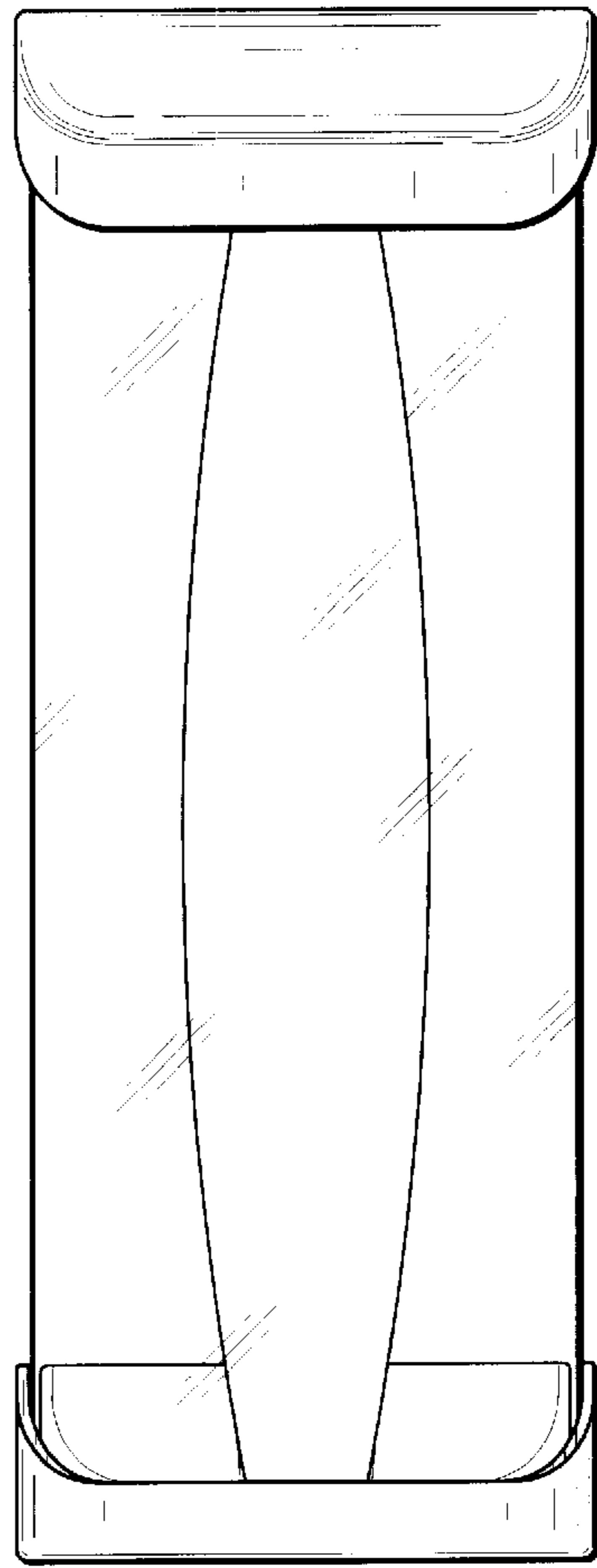


FIG. 4

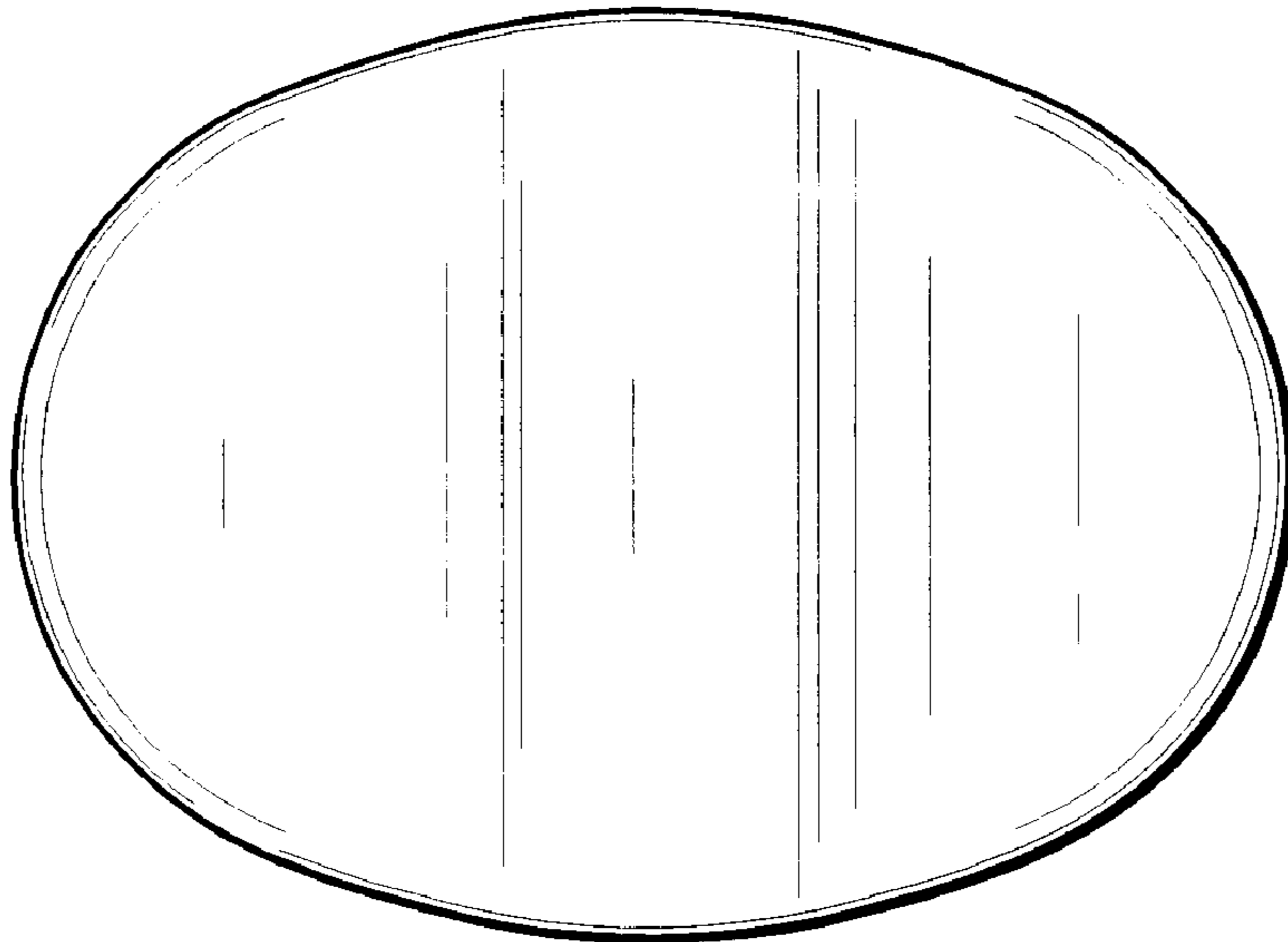


FIG. 5

