



US00D485170S

(12) **United States Design Patent**  
**Hay et al.**

(10) **Patent No.:** **US D485,170 S**

(45) **Date of Patent:** **\*\* Jan. 13, 2004**

(54) **TRI-SOLUTION BOTTLE ASSEMBLY**

(75) Inventors: **Denise Dubarry Hay**, La Quinta, CA (US); **Robert Off**, Escondido, CA (US)

(73) Assignee: **Thane International, Inc.**, La Quinta, CA (US)

(\*\*) Term: **14 Years**

(21) Appl. No.: **29/173,009**

(22) Filed: **Dec. 19, 2002**

(51) **LOC (7) Cl.** ..... **09-01**

(52) **U.S. Cl.** ..... **D9/347; D9/522; D9/529**

(58) **Field of Search** ..... D9/341, 347, 430, D9/431, 516, 522, 523, 526, 529, 543, 544, 546, 514, 517, 572, 573, 575; 215/382-384, 396, 398, 400, 10; D7/614, 612

(56) **References Cited**

**U.S. PATENT DOCUMENTS**

D140,245 S	*	2/1945	Wemyss	.....	D7/614 X
4,770,854 A	*	9/1988	Lyman	.....	215/10 X
D331,703 S	*	12/1992	Seguin et al.	.....	D9/572
D335,453 S	*	5/1993	Marti	.....	D9/523
D339,295 S	*	9/1993	Hicks	.....	D9/516 X
D363,430 S	*	10/1995	Danowski et al.	.....	D9/572 X
D393,803 S	*	4/1998	Walter	.....	D9/543
D415,023 S	*	10/1999	Snyder	.....	D9/341

D417,154 S	*	11/1999	Weinert et al.	.....	D9/543
D429,161 S	*	8/2000	LePage	.....	D9/526
D429,167 S	*	8/2000	LePage	.....	D9/572
D431,970 S	*	10/2000	Sani	.....	D7/612
D442,491 S	*	5/2001	LePage	.....	D9/526
D458,140 S	*	6/2002	Hutchins	.....	D9/523
D459,024 S	*	6/2002	Chen	.....	D27/157
D466,412 S	*	12/2002	Baskinger et al.	.....	D9/529

\* cited by examiner

*Primary Examiner*—Mitchell Siegel

*Assistant Examiner*—Carol Rademaker

(74) *Attorney, Agent, or Firm*—Kelly Bauersfeld Lowry & Kelly, LLP

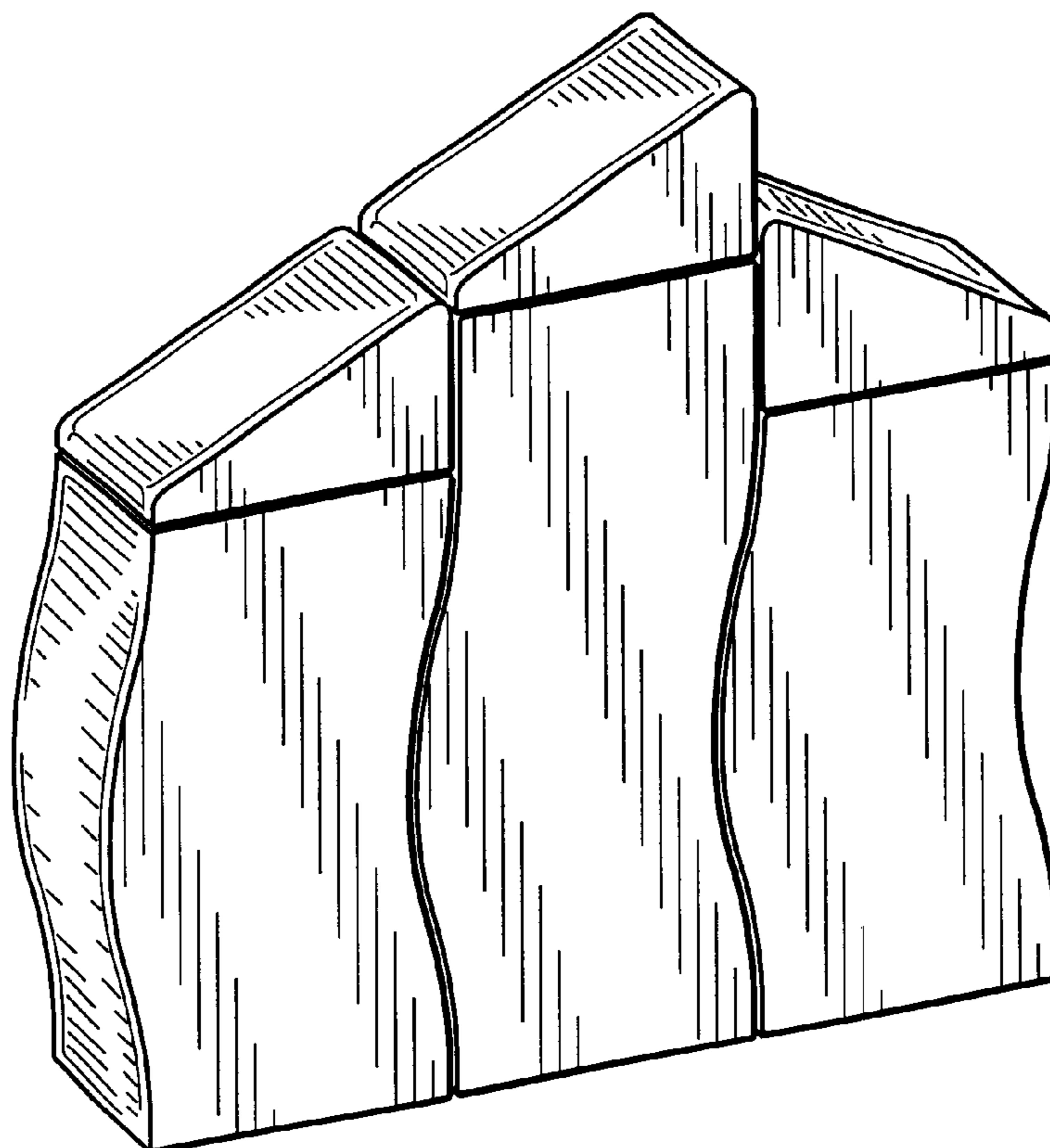
(57) **CLAIM**

The ornamental design for a tri-solution bottle assembly, as shown.

**DESCRIPTION**

FIG. 1 is a front top and right side perspective view of a solution bottle and cap embodying our new design; FIG. 2 is a front elevational view thereof; FIG. 3 is a rear elevational view thereof; FIG. 4 is a right side elevational view thereof; FIG. 5 is a left side elevational view thereof; FIG. 6 is a top plan view thereof; and, FIG. 7 is a bottom plan view thereof.

**1 Claim, 2 Drawing Sheets**



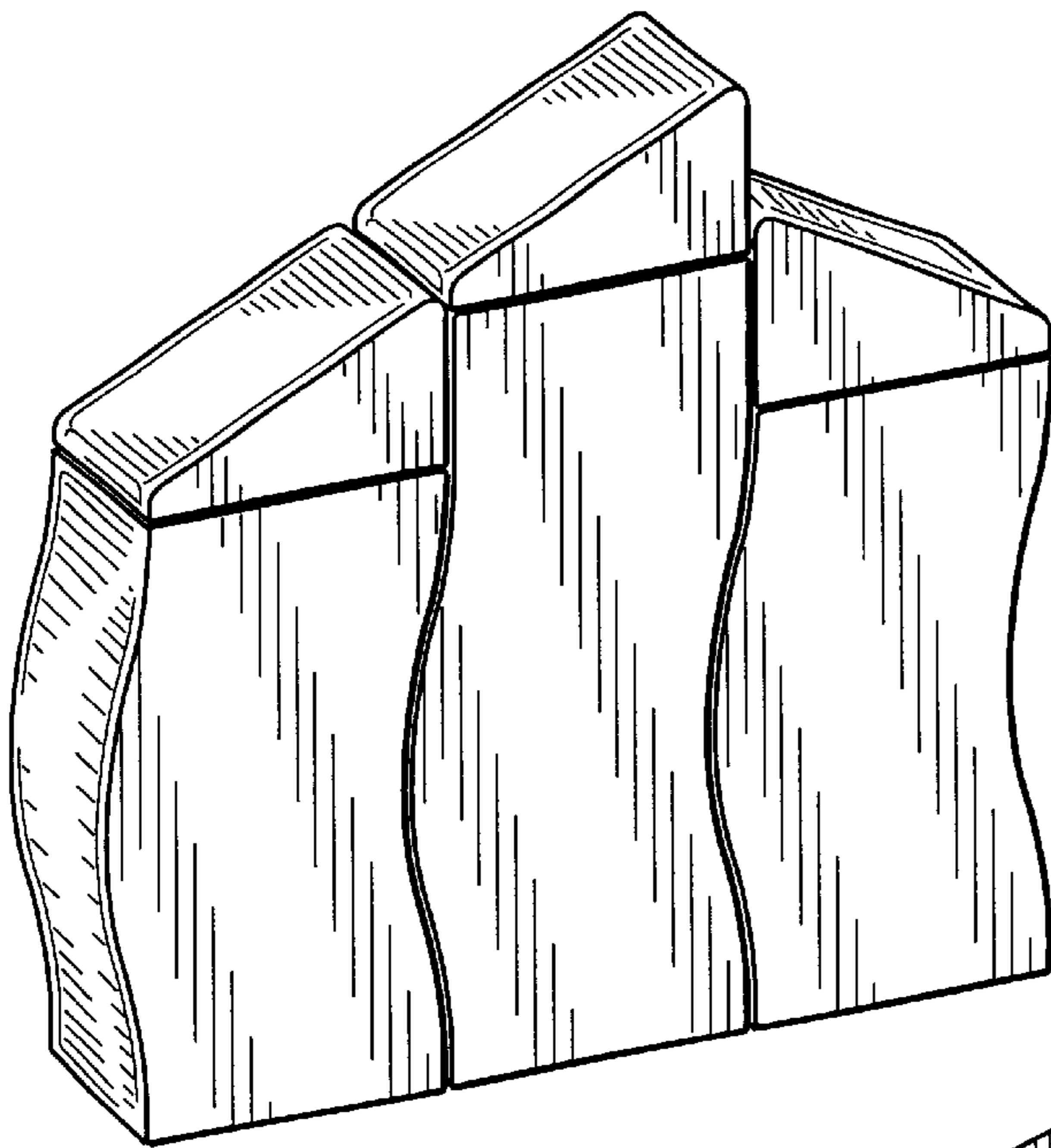


FIG. 1

FIG. 2

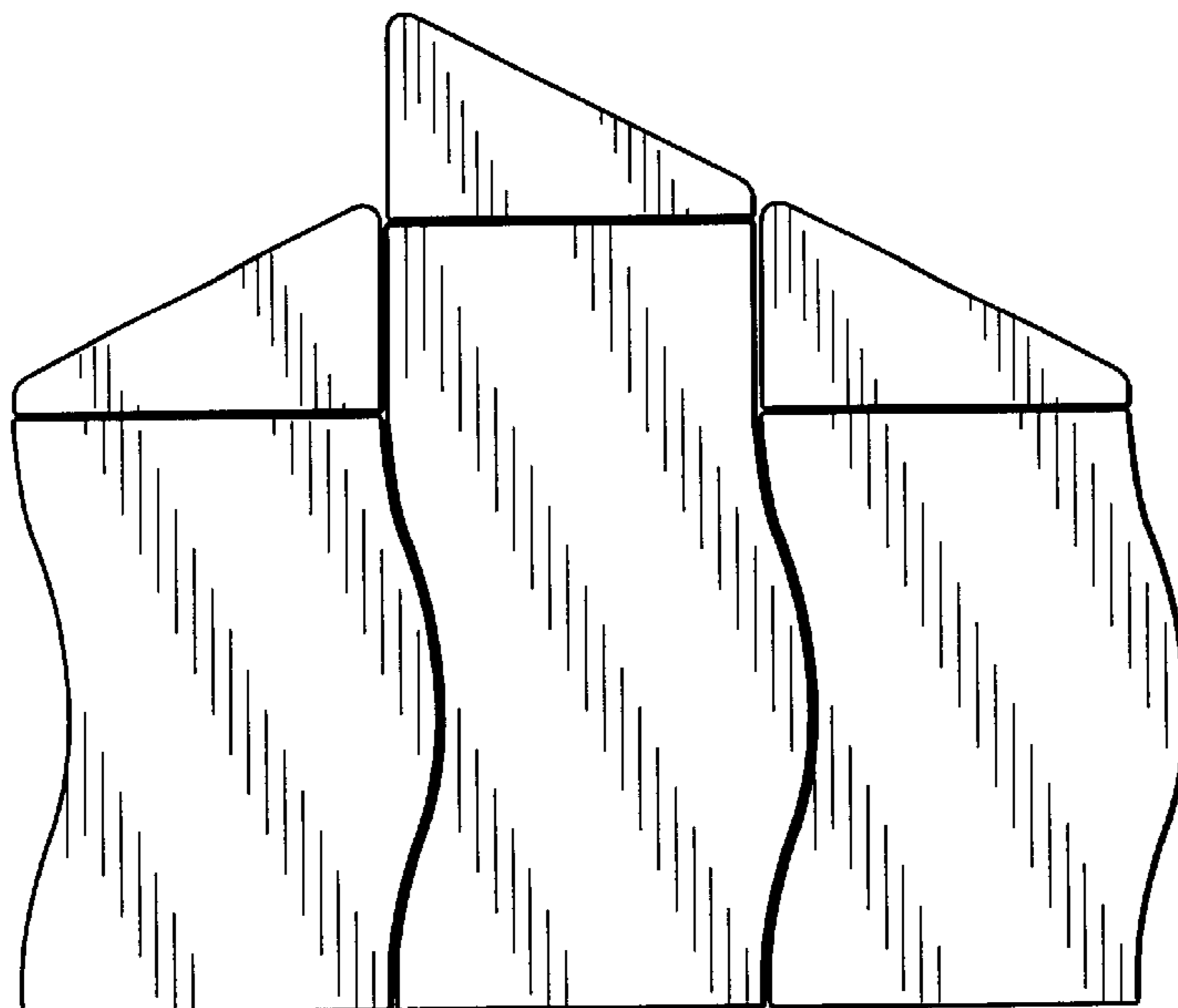
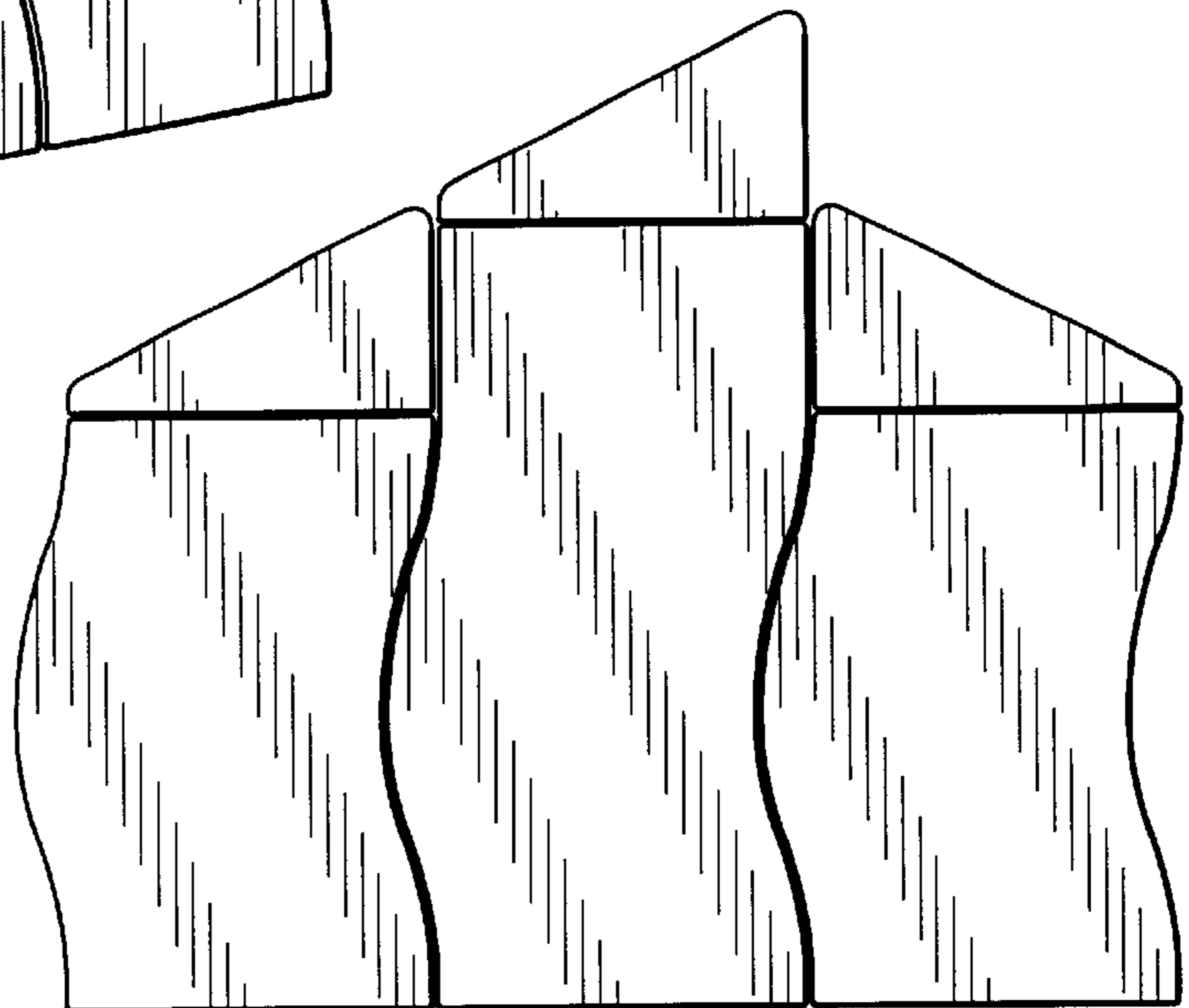


FIG. 3

FIG. 4




FIG. 5

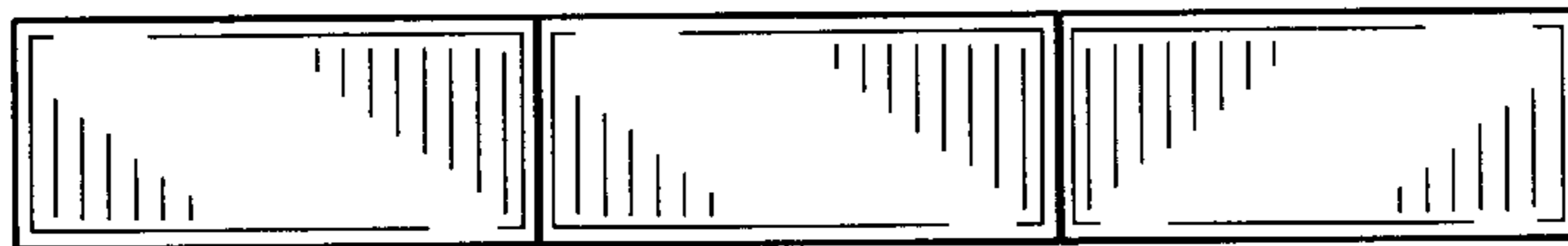



FIG. 6




FIG. 7