



US00D485151S

(12) **United States Design Patent**
Lee

(10) **Patent No.:** **US D485,151 S**
(45) **Date of Patent:** **** Jan. 13, 2004**

(54) **TOOL HANDLE**

(76) Inventor: **Mike C. Lee**, 3F, No. 32, Lane 82, Sec. 3, Hsin-Sheng N. Rd., Chung-Shan Dist., Taipei City (TW)

(**) Term: **14 Years**

(21) Appl. No.: **29/177,142**

(22) Filed: **Mar. 4, 2003**

(30) **Foreign Application Priority Data**

Nov. 15, 2002 (TW) 91306651

(51) **LOC (7) Cl.** **08-05**

(52) **U.S. Cl.** **D8/107**

(58) **Field of Search** D8/82-87, 21-29, D8/107, 303, 52-58, 380-409, 4, 5; D7/393, 395, 645; D4/135, 138; 81/177.1, 436-440, 489; 16/110.1, 421, 422, 426, 430, 431

(56) **References Cited**

U.S. PATENT DOCUMENTS

D221,614 S * 8/1971 McMahon et al. D8/107
D285,749 S * 9/1986 Mariol D8/107
4,829,858 A * 5/1989 Kern et al. 81/415

D309,409 S * 7/1990 Kiernan D8/4
D373,904 S * 9/1996 Vanderhoef et al. D7/395
D385,174 S * 10/1997 Kawai D8/107
D392,151 S * 3/1998 Munari D7/395
6,116,122 A * 9/2000 Lien-Sheng 81/177.1
D462,179 S * 9/2002 Lai et al. D4/138
D468,616 S * 1/2003 Welch et al. D8/107

* cited by examiner

Primary Examiner—Clare E. Heflin

(74) *Attorney, Agent, or Firm*—Harrison & Egbert

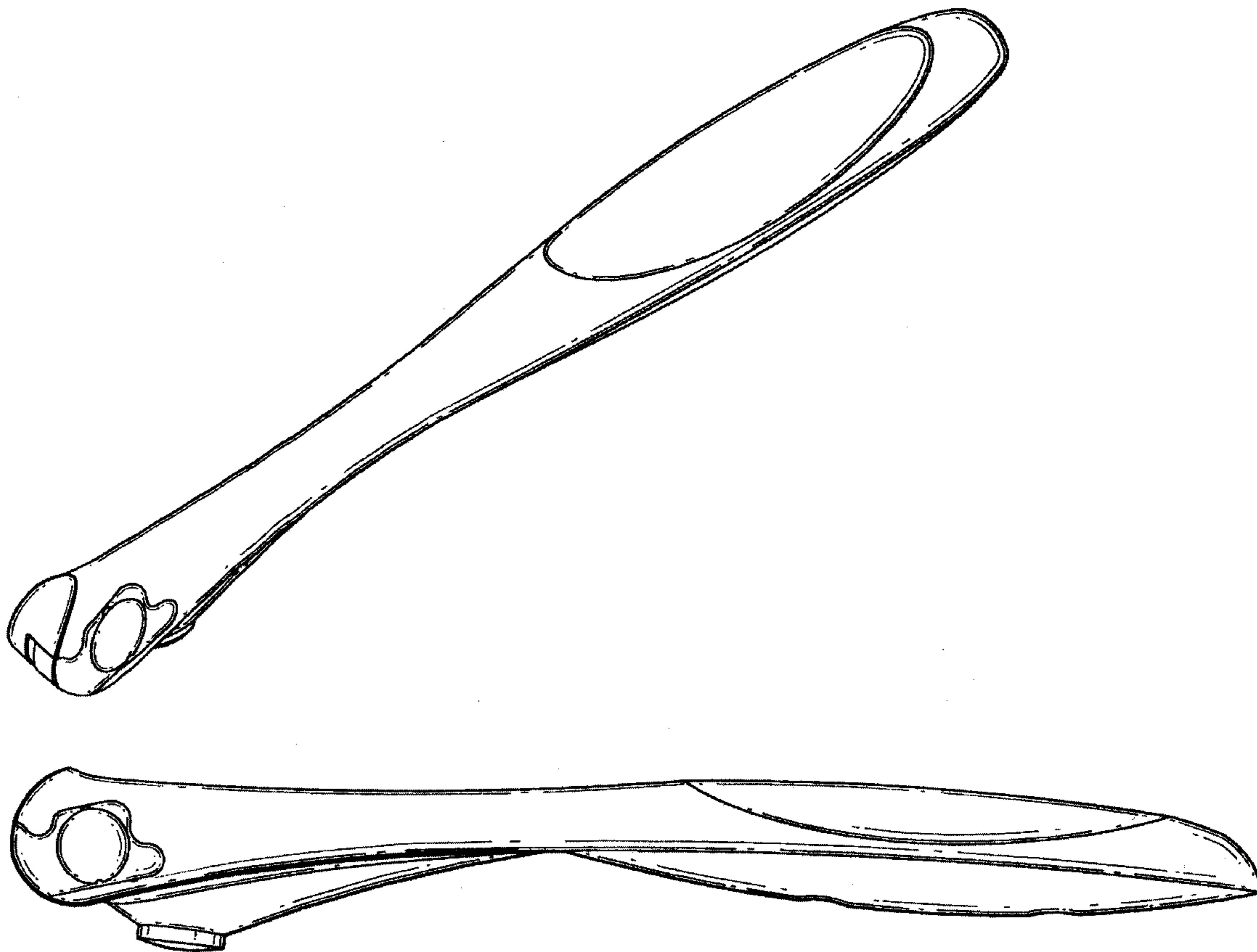
(57) **CLAIM**

The ornamental design for a tool handle, as shown and described.

DESCRIPTION

FIG. 1 is a perspective view of tool handle showing my new design;
FIG. 2 is a front elevational view thereof;
FIG. 3 is a rear elevational view thereof;
FIG. 4 is a left side elevational view thereof;
FIG. 5 is a right side elevational view thereof;
FIG. 6 is a top plan view thereof; and,
FIG. 7 is a bottom plan view thereof.

1 Claim, 4 Drawing Sheets



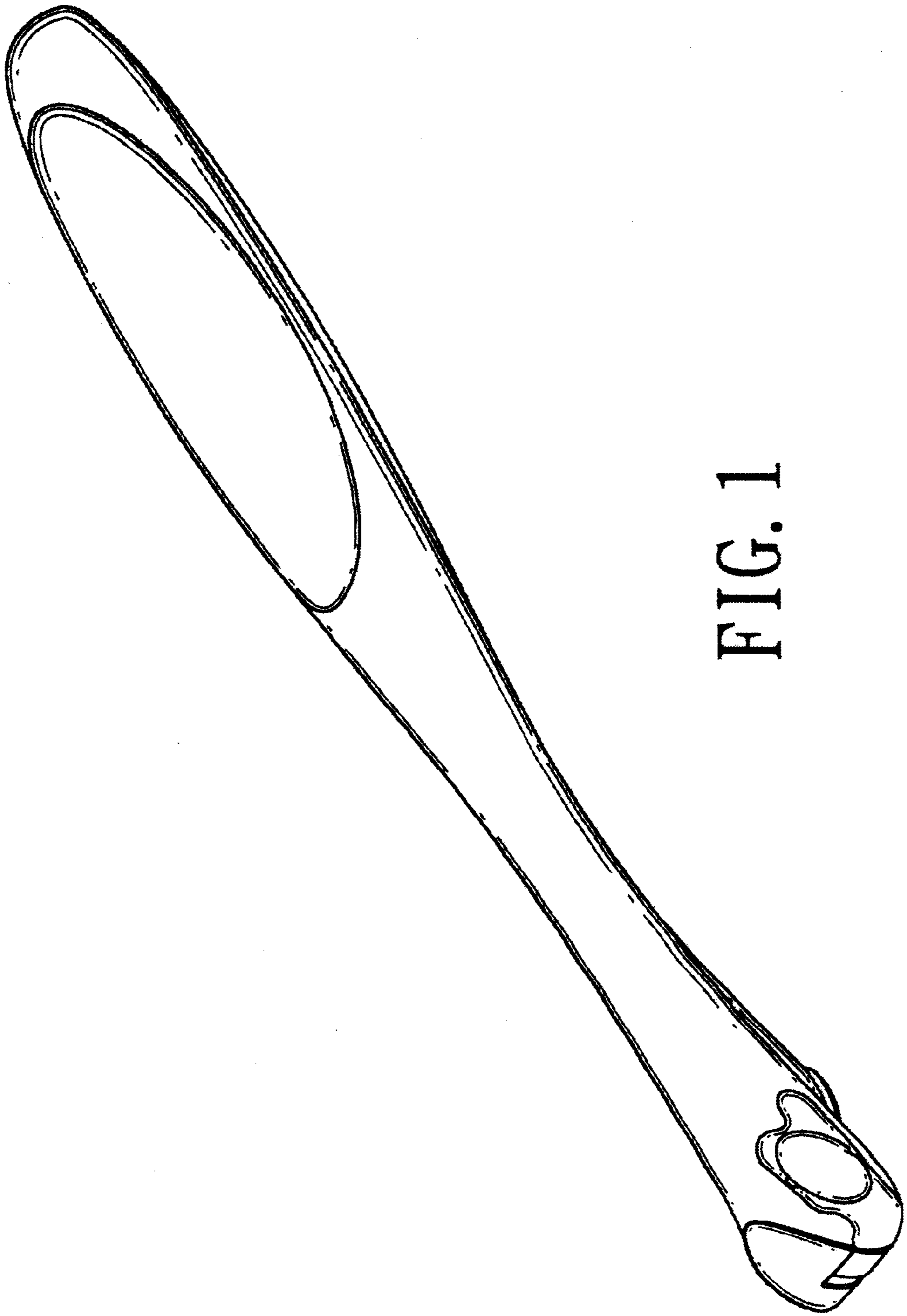


FIG. 1

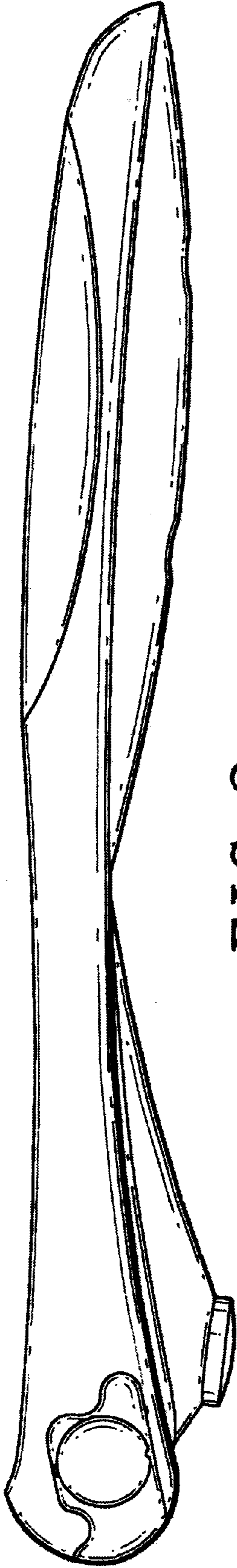


FIG. 2

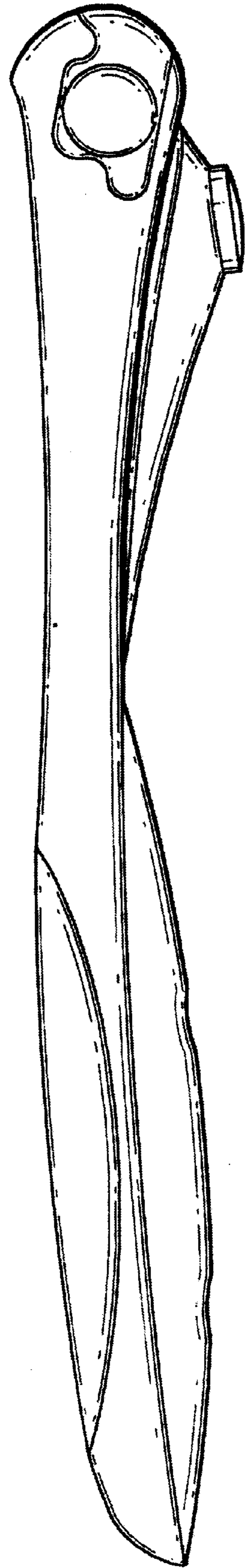


FIG. 3

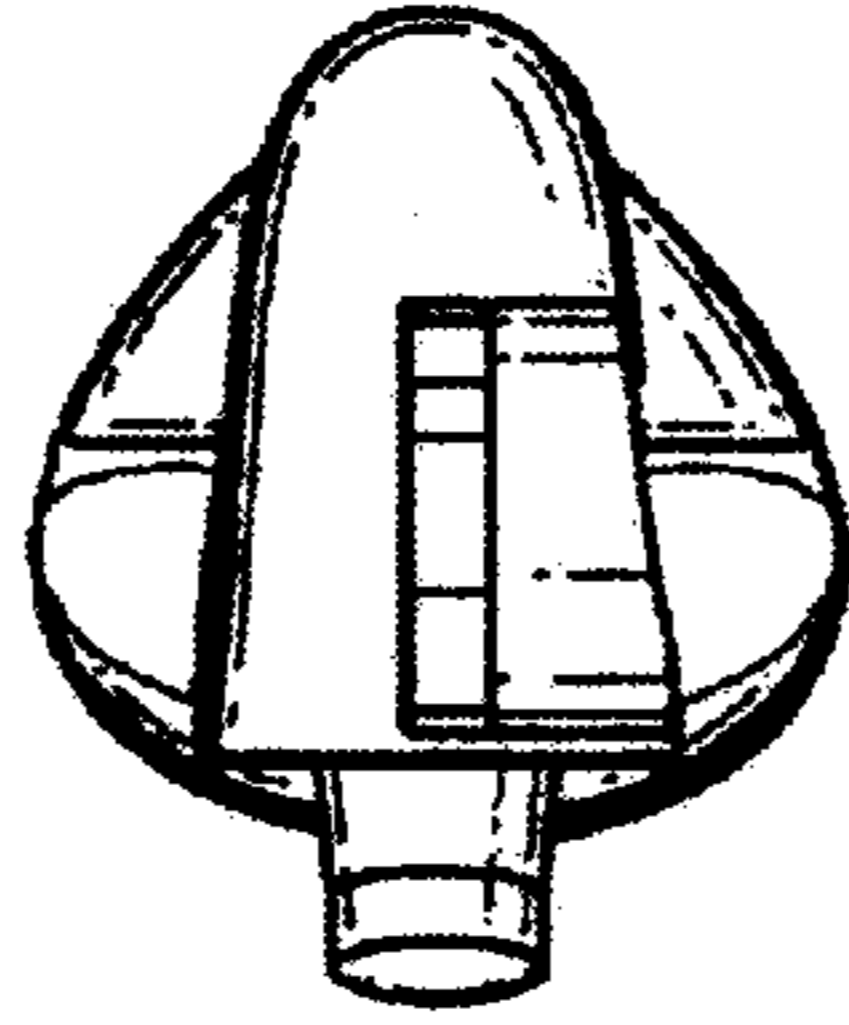


FIG. 4

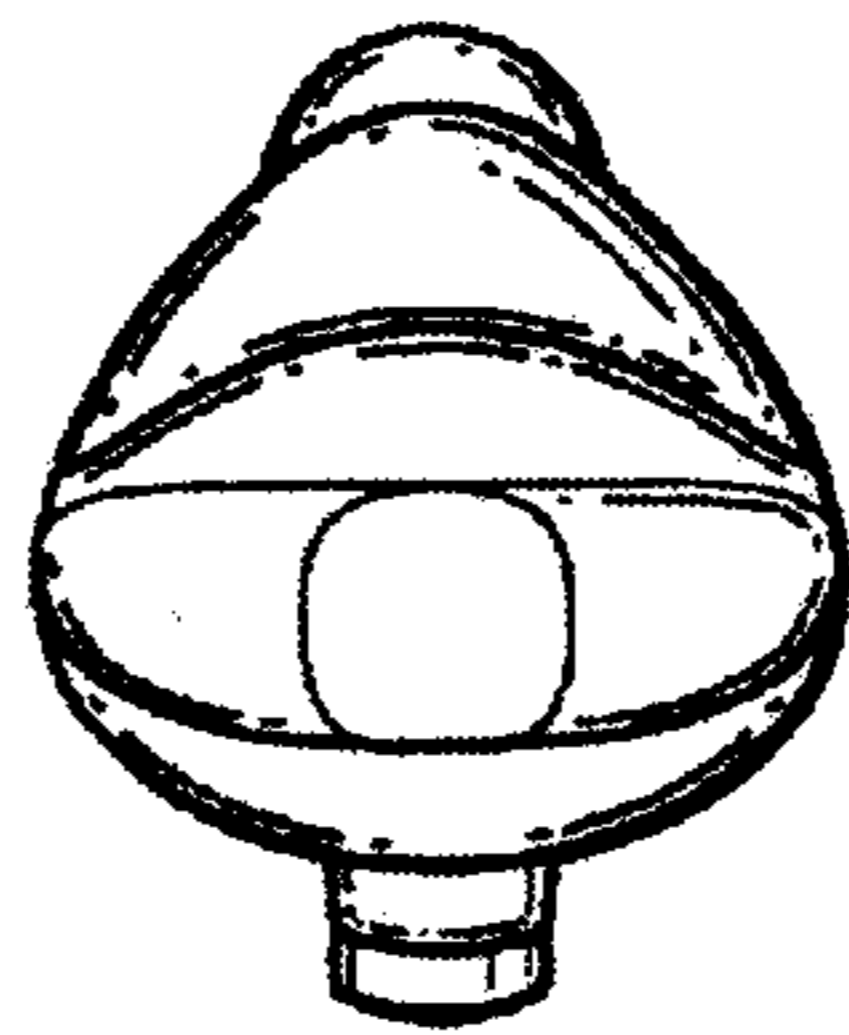


FIG. 5

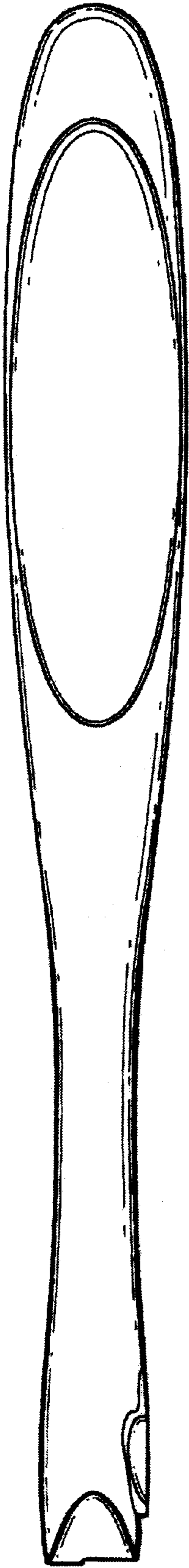


FIG. 6

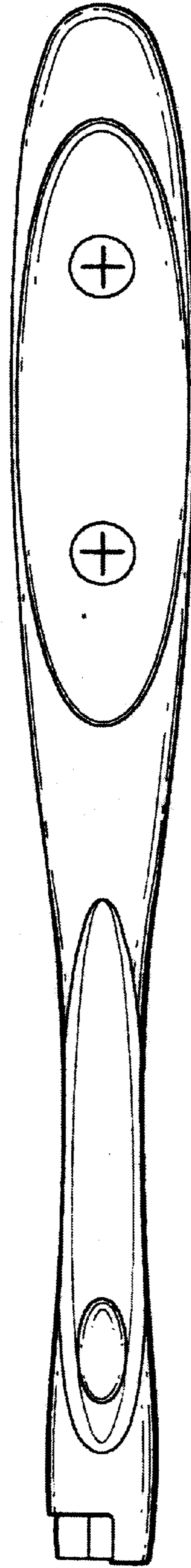


FIG. 7