



US00D485149S

(12) **United States Design Patent**
Sprouse

(10) **Patent No.:** **US D485,149 S**

(45) **Date of Patent:** **** Jan. 13, 2004**

(54) **TOOL GRIP**

(75) Inventor: **Scott F. Sprouse**, Oak Harbor, OH
(US)

(73) Assignee: **Alco Industries, Inc.**, Valley Forge, PA
(US)

(**) Term: **14 Years**

(21) Appl. No.: **29/167,806**

(22) Filed: **Sep. 20, 2002**

(51) **LOC (7) Cl.** **08-05**

(52) **U.S. Cl.** **D8/107; D8/57**

(58) **Field of Search** D8/52-58, 107,
D8/105, 4, 5; 81/427.5, 436-440, 177.1,
489, 380-409; 16/110.1, 421, 422, 426,
430, 431; 30/232, 120, 145, 194, 201, 229,
230, 248, 257, 261, 262, 266, 268

(56) **References Cited**

U.S. PATENT DOCUMENTS

- 4,189,831 A * 2/1980 Sonntag 30/232
- D327,826 S * 7/1992 Neff D8/52
- 5,809,853 A * 9/1998 Hudson 81/427.5

- 5,893,307 A * 4/1999 Tao 81/427
- D416,457 S * 11/1999 Warner et al. D8/52
- D427,869 S * 7/2000 Zoiss et al. D8/57
- D447,402 S * 9/2001 Douglas et al. D8/107
- D457,400 S * 5/2002 Chai D8/5

* cited by examiner

Primary Examiner—Clare E. Heflin

(74) *Attorney, Agent, or Firm*—Renner, Kenner, Greive,
Bobak, Taylor & Weber

(57) **CLAIM**

The ornamental design for a tool grip, as shown and described.

DESCRIPTION

FIG. 1 is a right side elevational view of a new design for a handle grip on an electrician's tool, the opposite side view being a mirror image thereof and the portions shown in ghost lines being for purposes of environment only forming no part of the claimed design;

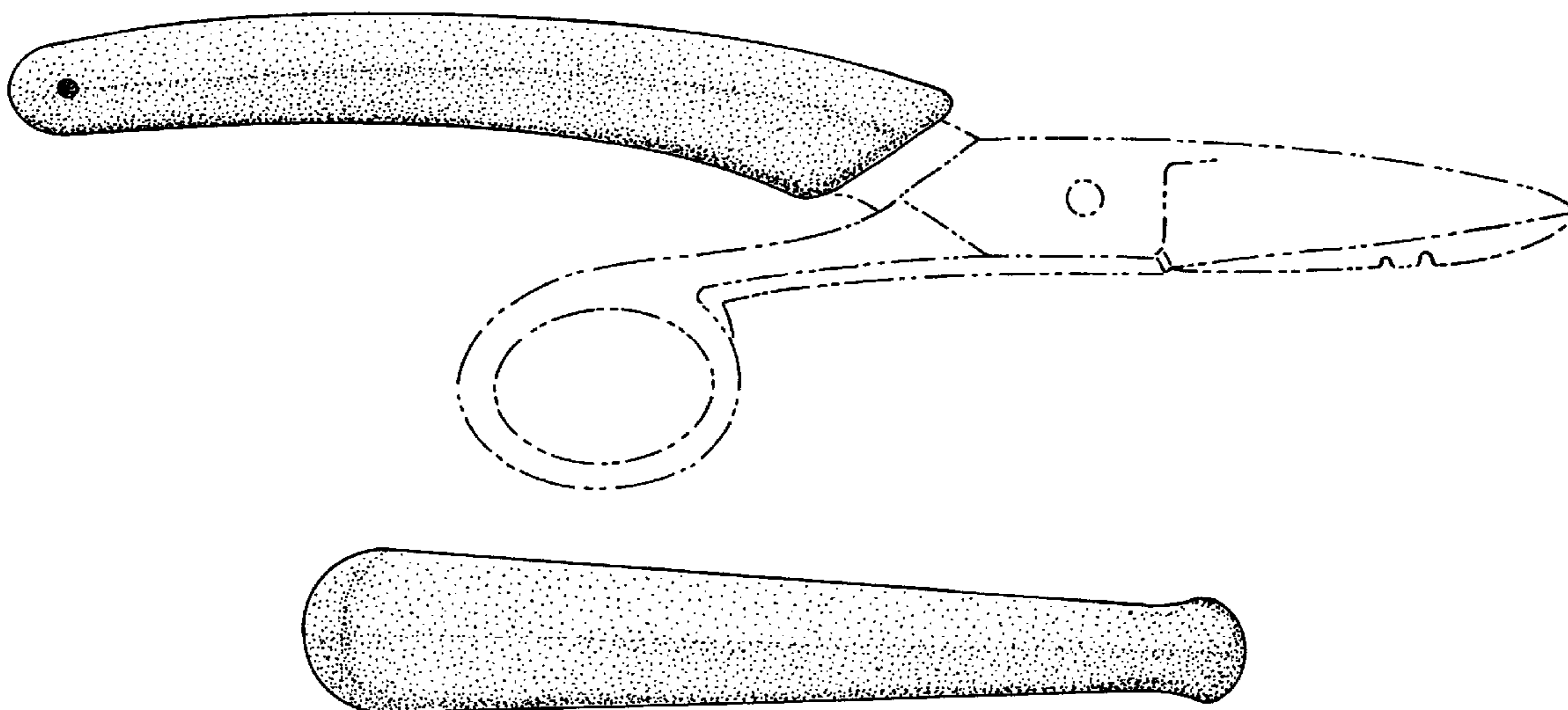
FIG. 2 is a top view;

FIG. 3 is a bottom view;

FIG. 4 is a left end view; and,

FIG. 5 is a right end view.

1 Claim, 1 Drawing Sheet



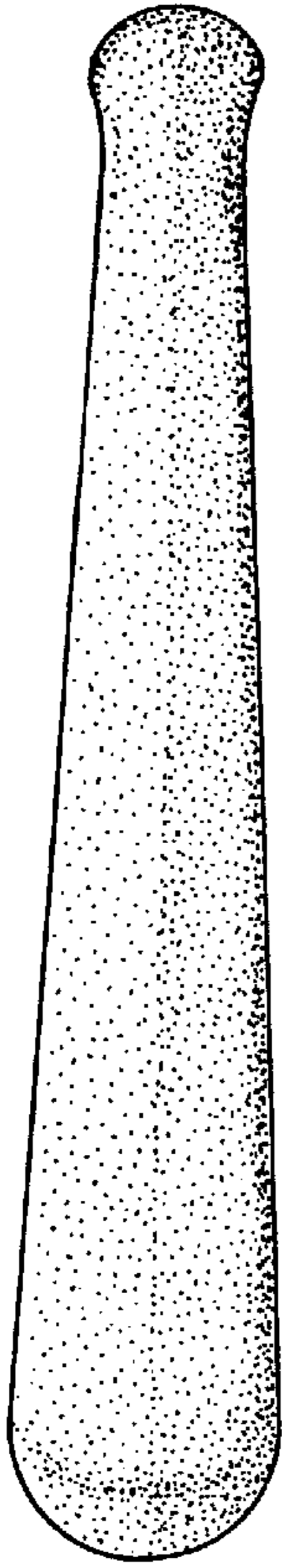


FIG. - 2

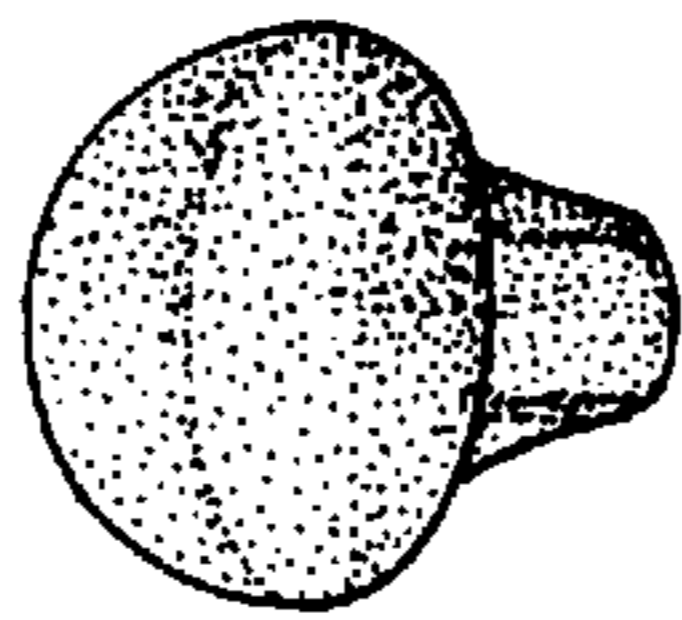


FIG. - 4

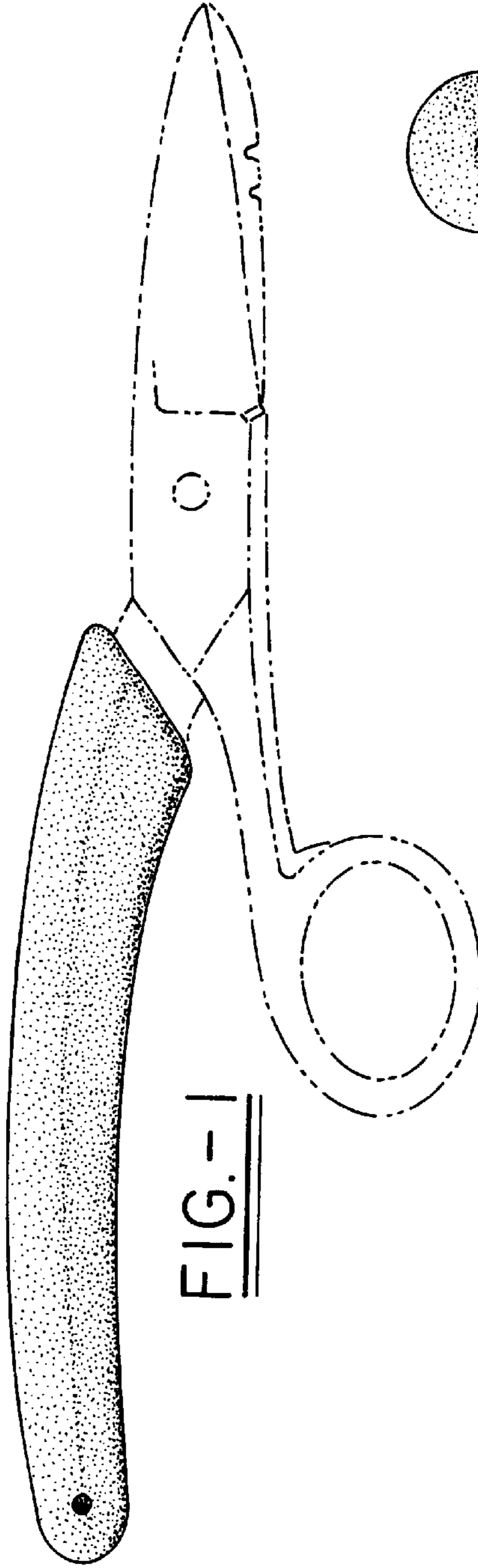


FIG. - 1

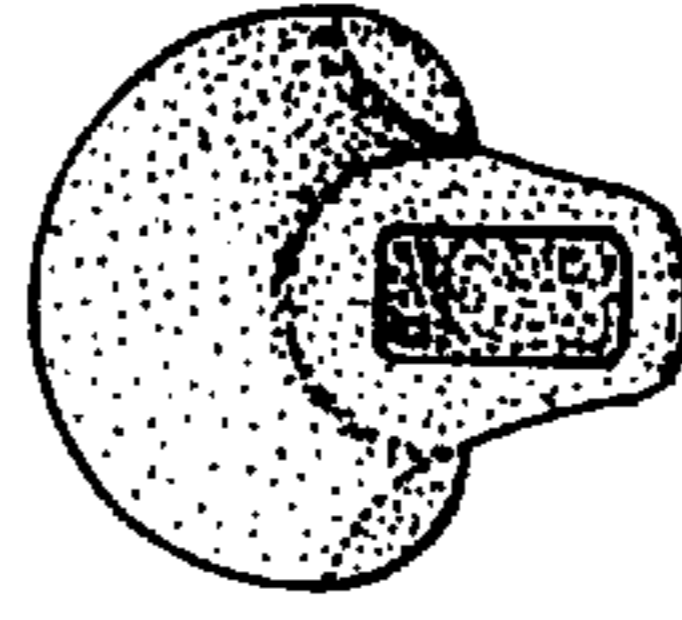


FIG. - 5

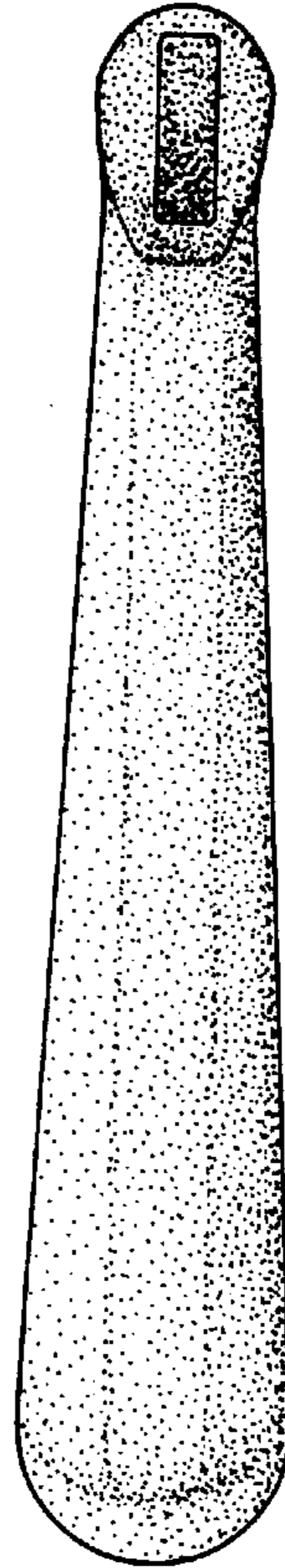


FIG. - 3