



US00D485136S

(12) **United States Design Patent**  
**Golden et al.**

(10) **Patent No.:** **US D485,136 S**  
(45) **Date of Patent:** **\*\* Jan. 13, 2004**

(54) **COMBINED TUNA AND VEGETABLE CAN PRESS AND STRAINER**

(75) Inventors: **Bryan C. Golden**, Ventura, CA (US);  
**Gary S. Seehoff**, Santa Monica, CA (US)

(73) Assignee: **Evrholder Products, Inc.**, Santa Ana, CA (US)

(\*\*) Term: **14 Years**

(21) Appl. No.: **29/168,967**

(22) Filed: **Oct. 10, 2002**

(51) **LOC (7) Cl.** ..... **07-04**

(52) **U.S. Cl.** ..... **D7/667**

(58) **Field of Search** ..... D7/391, 392, 392.1,  
D7/665, 667; 210/464, 465, 470, 472, 474,  
477; 100/116, 213, 110

(56) **References Cited**

**U.S. PATENT DOCUMENTS**

586,833 A	7/1897	Brown	
D188,730 S	8/1960	Berman	
3,040,897 A	6/1962	Holman	210/244
3,995,544 A	12/1976	Farley	100/116

4,821,609 A	4/1989	Rushbrook et al.	81/45
D353,298 S	* 12/1994	Hartpence et al.	D7/667
D361,697 S	* 8/1995	McNaughton	D7/667
5,706,721 A	* 1/1998	Homes	100/110
D421,555 S	* 3/2000	Duhamel	D7/667

\* cited by examiner

*Primary Examiner*—Terry A. Wallace

(74) *Attorney, Agent, or Firm*—Cislo & Thomas LLP

(57) **CLAIM**

The ornamental design for a combined tuna and vegetable can press and strainer, as shown and described herein.

**DESCRIPTION**

FIG. 1. Is a perspective view of my combined tuna and vegetable can press and strainer;

FIG. 2 Is a front view thereof, the rear view being a mirror image;

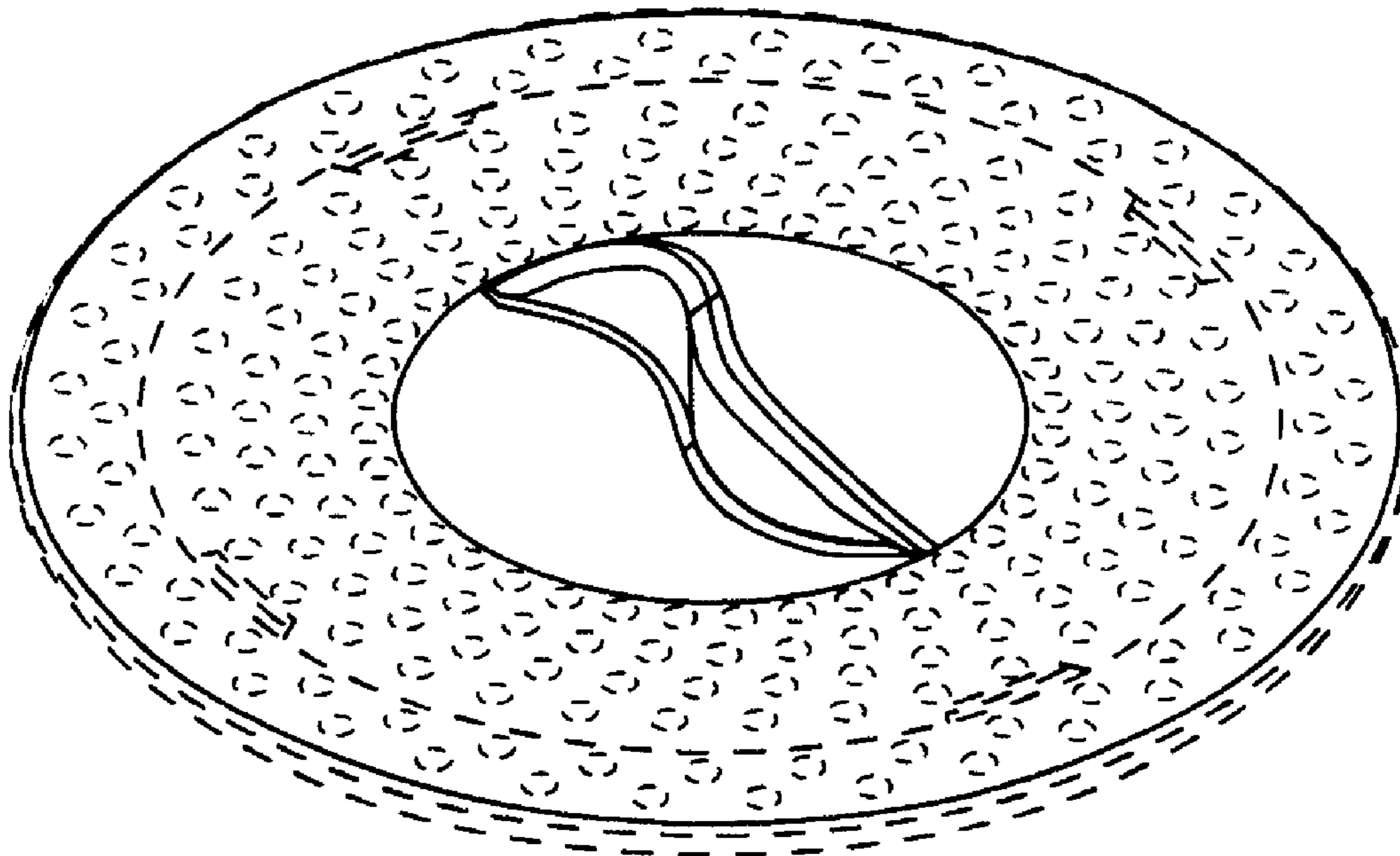
FIG. 3. is a top view thereof;

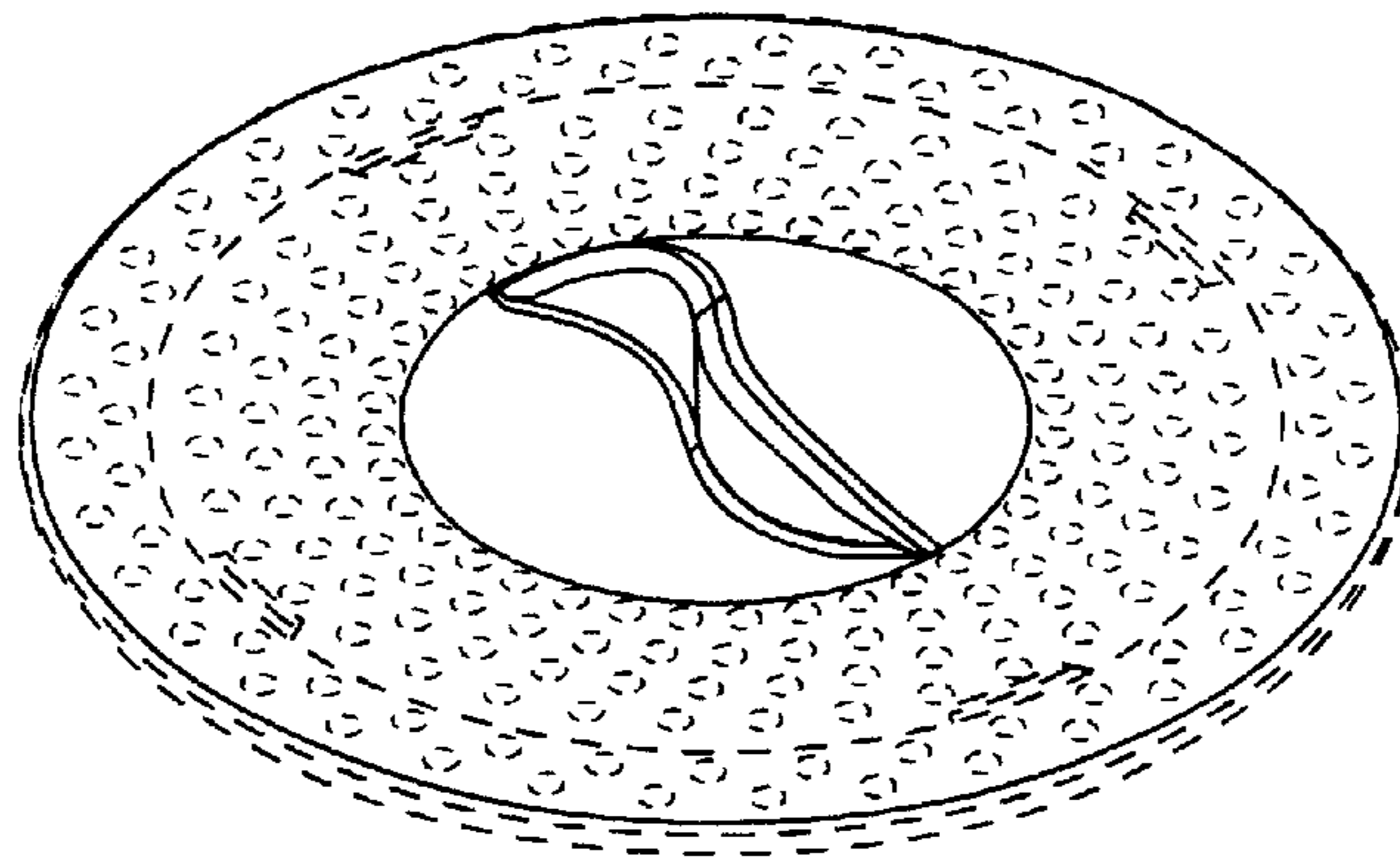
FIG. 4 is a left side elevational view thereof, the right side being a mirror image; and,

FIG. 5 is a bottom plan view thereof.

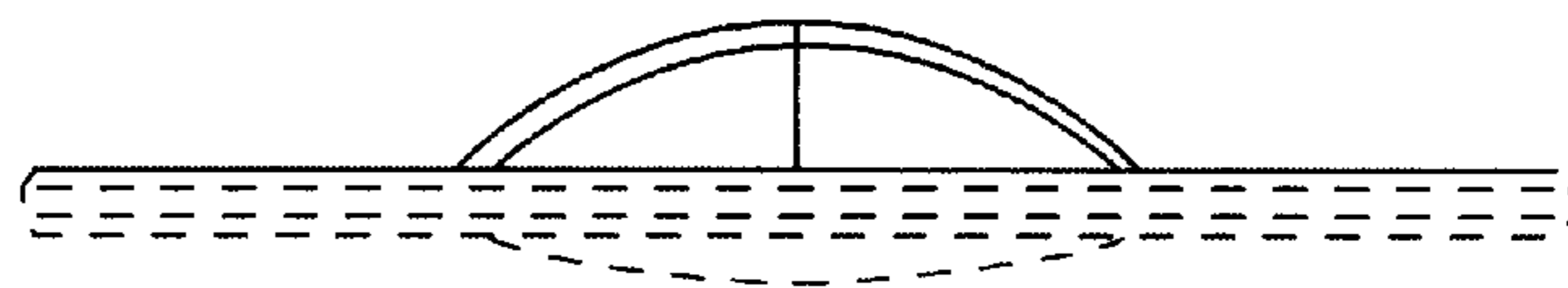
The broken lines are for illustrative purposes only and form no part of the claimed design.

**1 Claim, 2 Drawing Sheets**

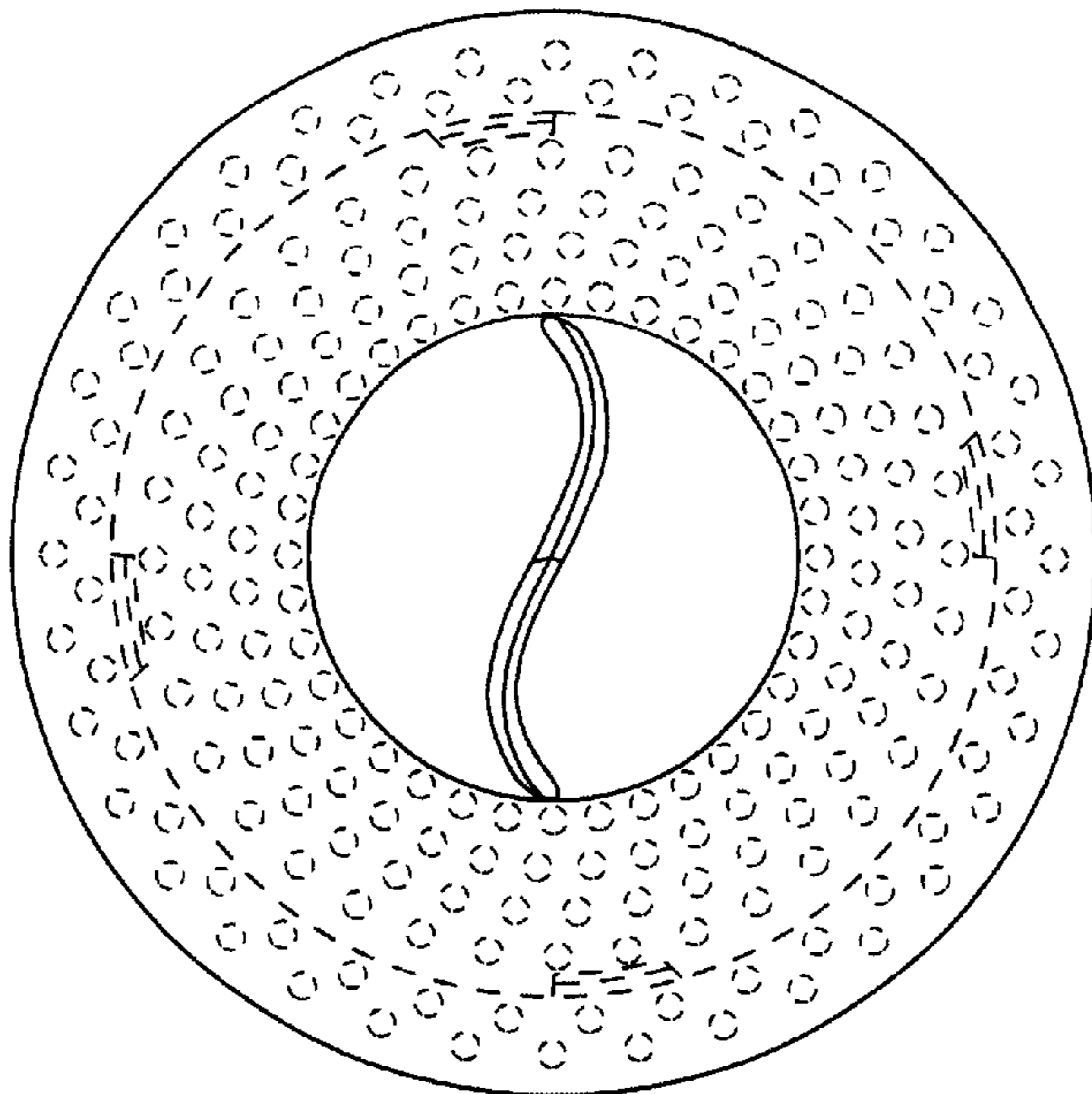




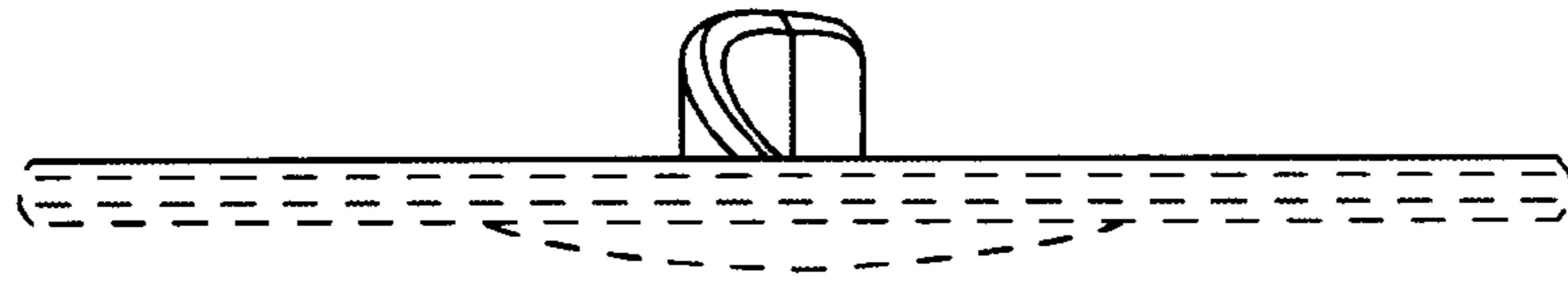
**FIG. 1**



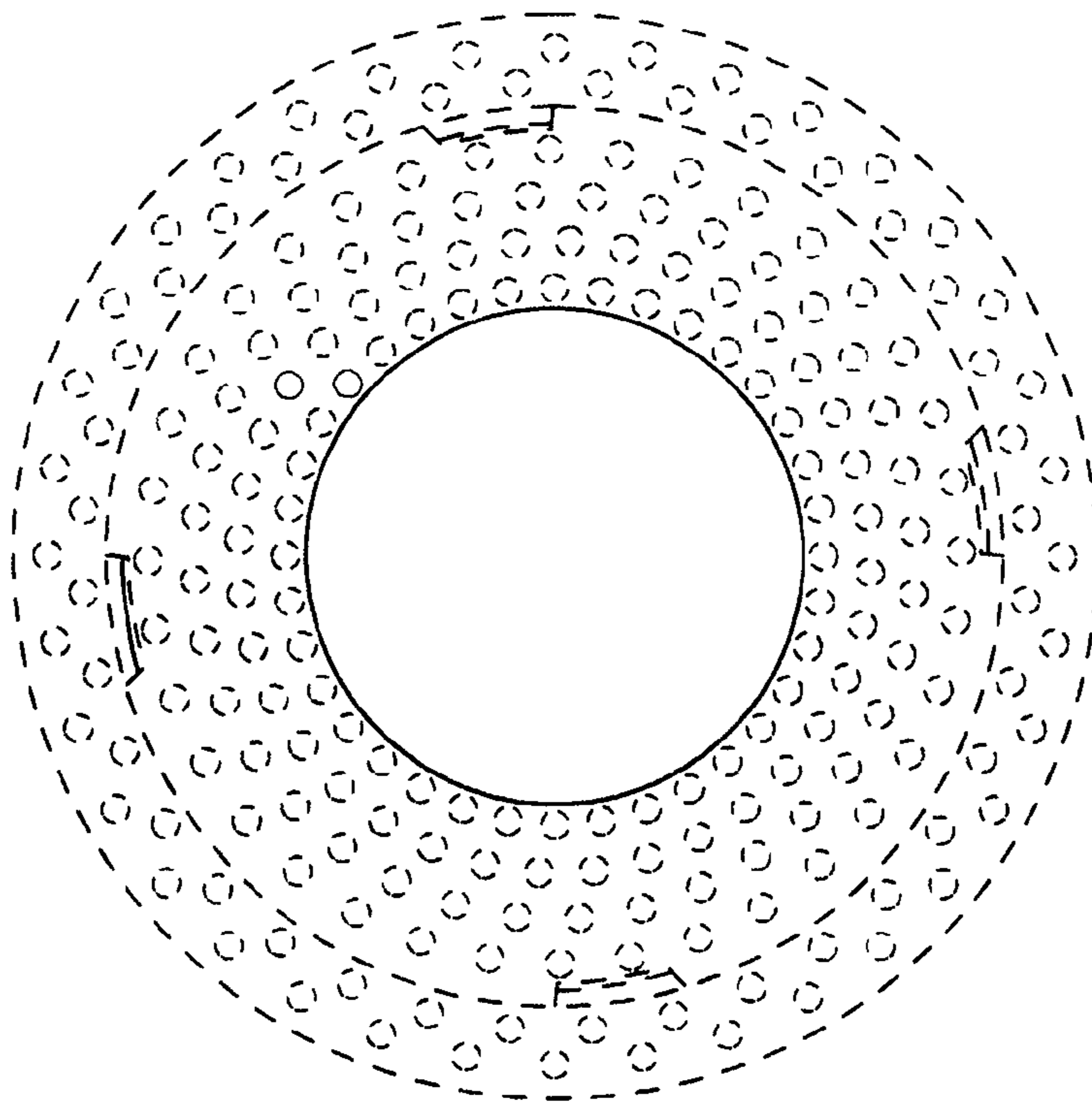
**FIG. 2**



**FIG. 3**



**FIG. 4**



**FIG. 5**