



US00D485128S

(12) **United States Design Patent**  
**Ayers et al.**

(10) **Patent No.:** **US D485,128 S**  
(45) **Date of Patent:** **\*\* Jan. 13, 2004**

- (54) **PLATE**
- (75) Inventors: **Colleen Ayers**, Angola, NY (US); **Joel Nye**, Hamburg, NY (US)
- (73) Assignee: **Oneida, Ltd.**, Oneida, NY (US)
- (\*\*) Term: **14 Years**
- (21) Appl. No.: **29/167,614**
- (22) Filed: **Sep. 18, 2002**
- (51) **LOC (7) Cl.** ..... **07-01**
- (52) **U.S. Cl.** ..... **D7/586; D7/560; D7/585**
- (58) **Field of Search** ..... **D7/545, 560-565, D7/570, 571, 584-588; 220/574-574.3; 248/362**

- D266,727 S \* 11/1982 Blake ..... D7/570
- D351,763 S \* 10/1994 Doxey ..... D7/585
- D389,378 S \* 1/1998 Illingworth ..... D7/571
- D402,852 S \* 12/1998 Benson ..... D7/545
- D402,854 S \* 12/1998 Benson ..... D7/584

\* cited by examiner

*Primary Examiner*—Caron D. Veynar  
(74) *Attorney, Agent, or Firm*—Wall Marjama & Bilinski LLP

(57) **CLAIM**

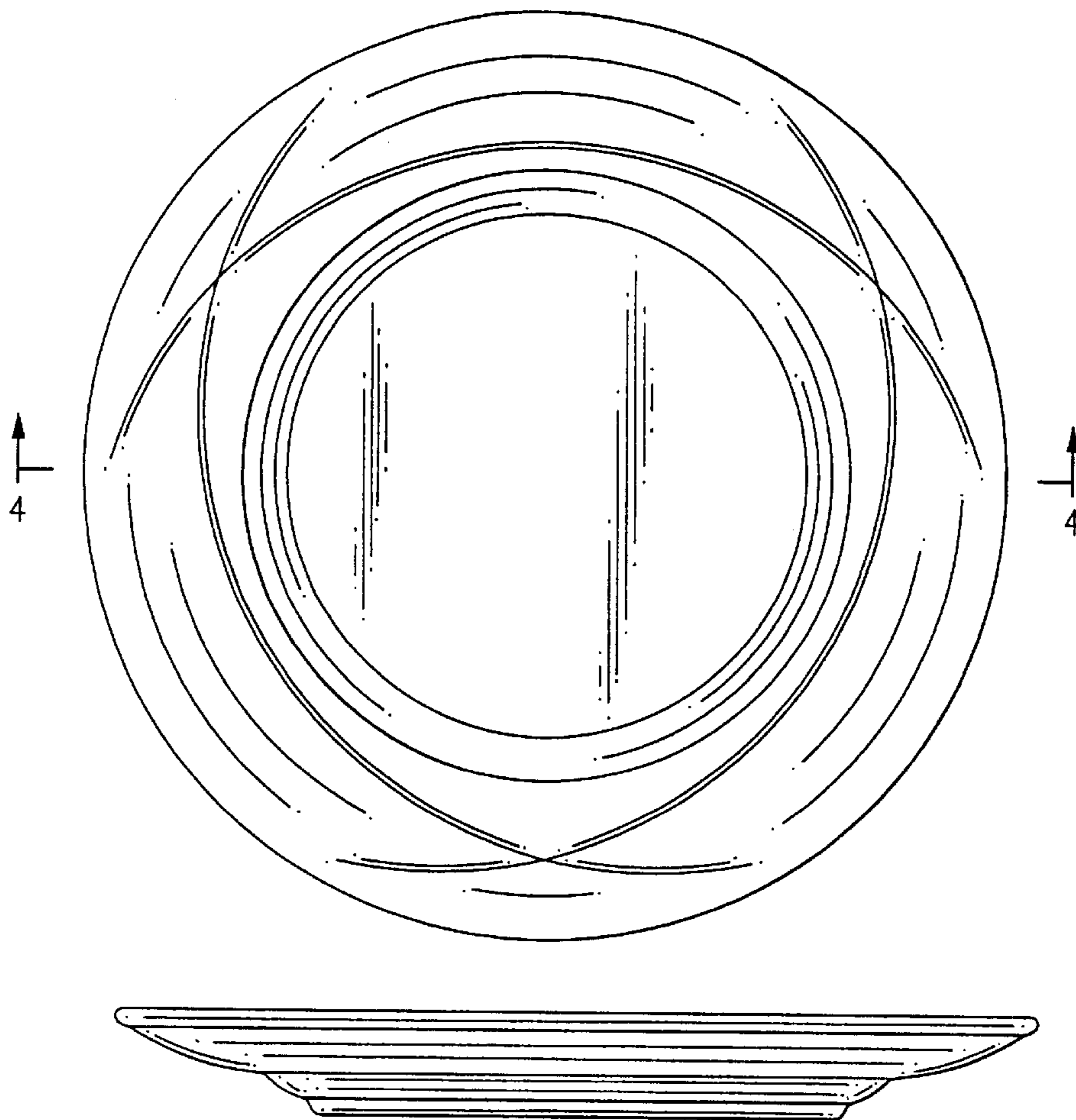
The ornamental design for a plate, as shown and described.

**DESCRIPTION**

FIG. 1 is a top perspective view of a plate showing our new design;  
FIG. 2 is a top plan view thereof;  
FIG. 3 is a front elevation thereof;  
FIG. 4 is cross-section view taken along line 4—4 of FIG. 2; and,  
FIG. 5 is a bottom plan view thereof.

- (56) **References Cited**
- U.S. PATENT DOCUMENTS**
- 425,768 A \* 4/1890 Ezell ..... 248/362
- D179,011 S \* 10/1956 Kimble ..... D7/585
- 3,362,604 A \* 1/1968 Lagostina ..... 220/574

**1 Claim, 3 Drawing Sheets**



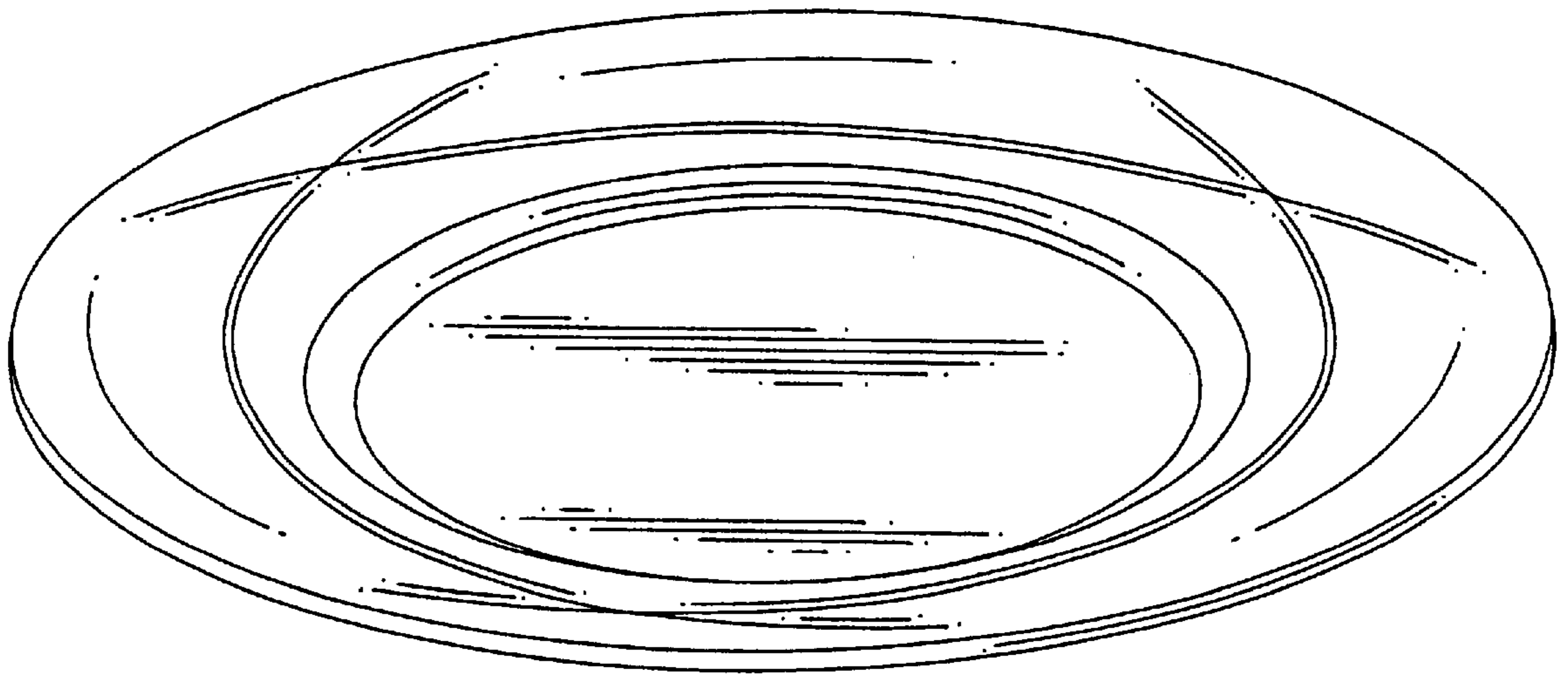


FIG. 1

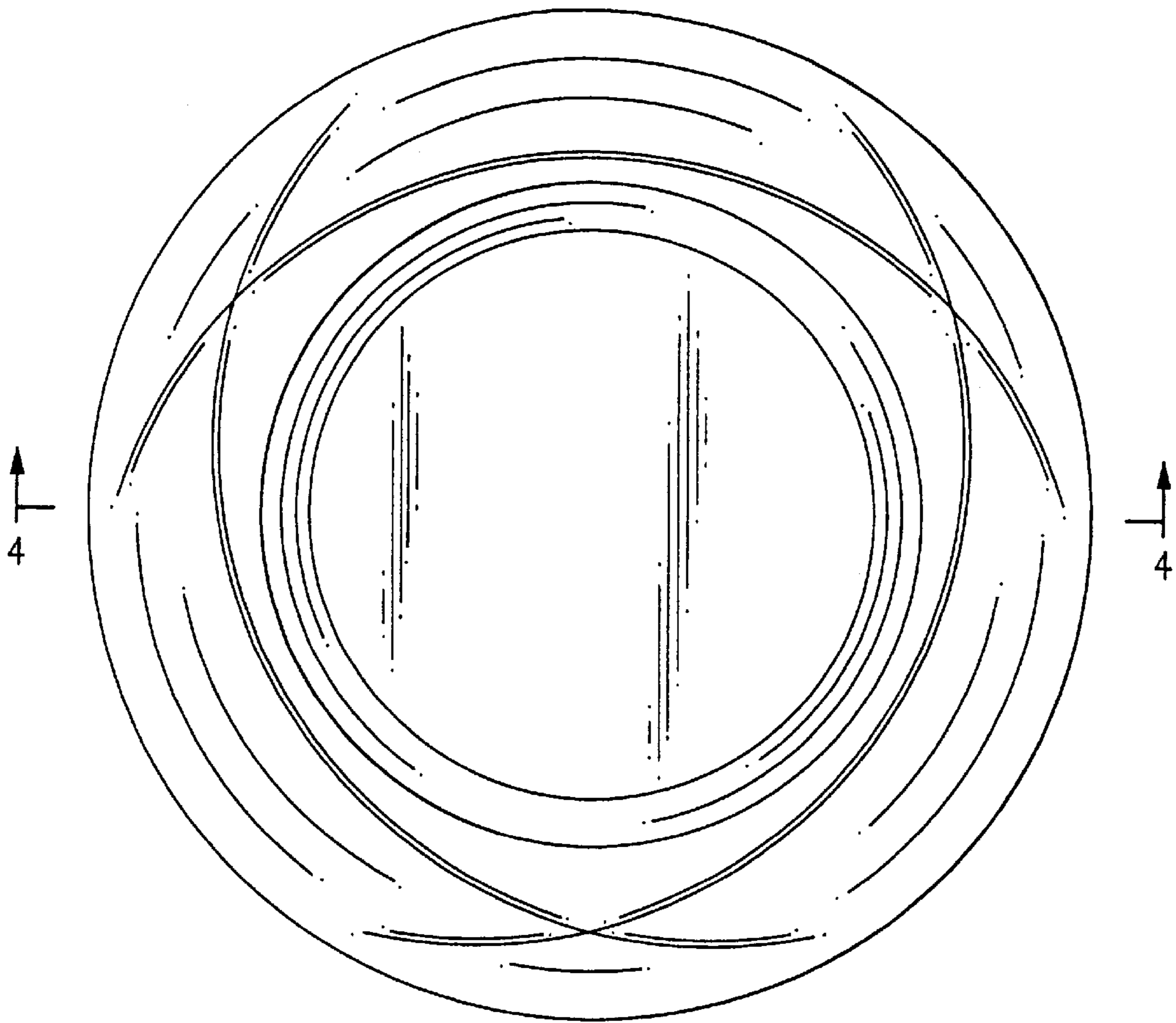


FIG. 2




FIG. 3




FIG. 4

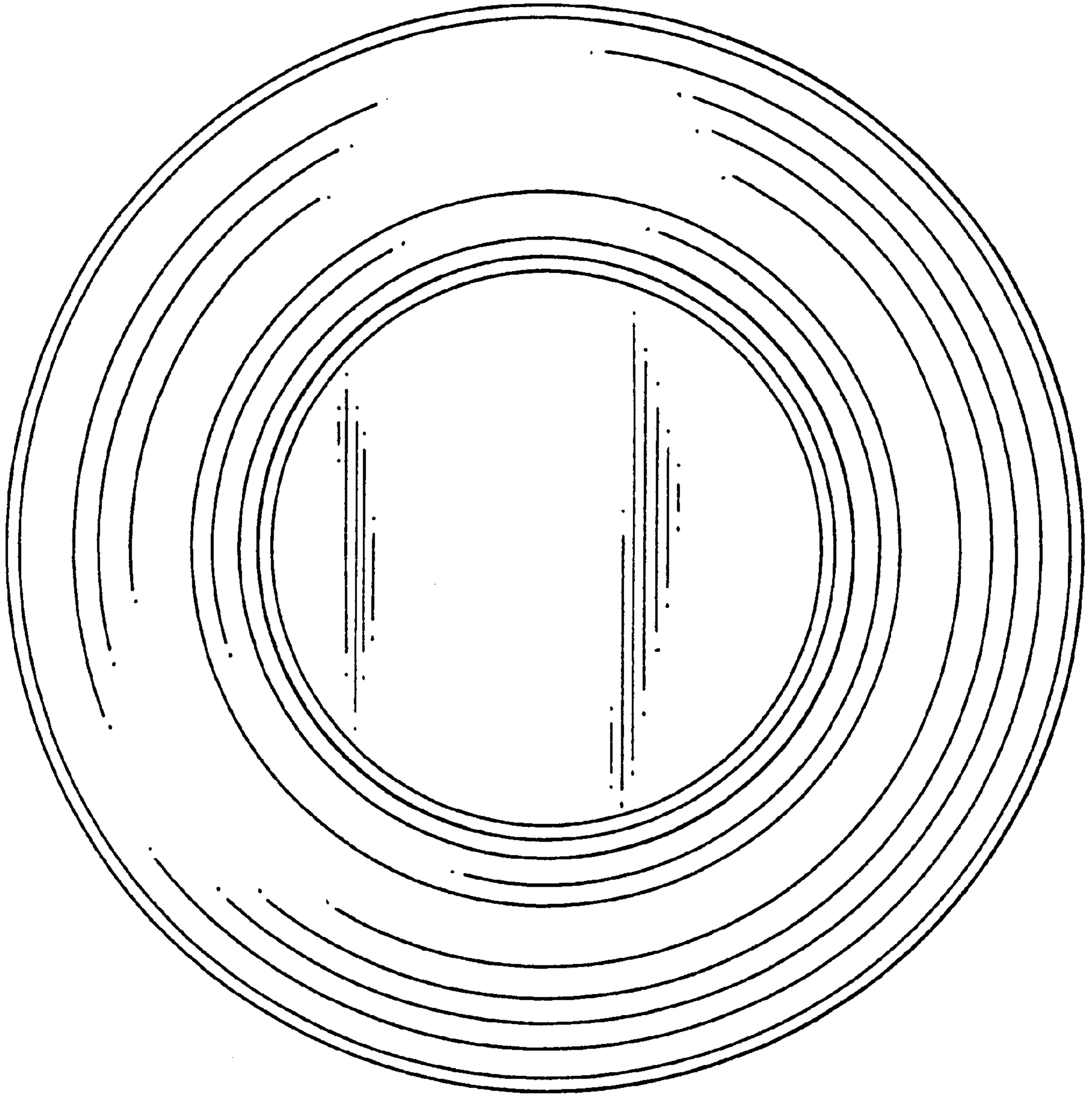


FIG.5