



US00D485123S

(12) **United States Design Patent**  
**Gullickson et al.**

(10) **Patent No.:** **US D485,123 S**

(45) **Date of Patent:** **\*\* \*Jan. 13, 2004**

(54) **MUG**

(75) **Inventors:** **Mark S. K. Gullickson**, Chicago, IL  
(US); **Todd A. Zeilinger**, Chicago, IL  
(US)

(73) **Assignee:** **Thermos L.L.C.**, Rolling Meadows, IL  
(US)

(\* ) **Notice:** This patent is subject to a terminal disclaimer.

(\*\* ) **Term:** **14 Years**

(21) **Appl. No.:** **29/160,943**

(22) **Filed:** **May 20, 2002**

**Related U.S. Application Data**

(63) Continuation-in-part of application No. 29/145,178, filed on Jul. 17, 2001, now Pat. No. Des. 472,100.

(51) **LOC (7) Cl.** ..... **07-01**

(52) **U.S. Cl.** ..... **D7/510; D7/511; D7/523**

(58) **Field of Search** ..... **D7/509, 536, 533, D7/523, 532, 507, 510, 511, 531, 529; 220/592.1, 710.5, 713, 703, 630, 705, 729, 23.86; 215/394, 398, 12.1; 248/346.1**

(56) **References Cited**

**U.S. PATENT DOCUMENTS**

D47,798 S \* 9/1915 Pick ..... D7/523

D230,387 S \* 2/1974 Doman et al. .... D7/531  
D258,483 S \* 3/1981 Weinstein ..... D7/511  
D289,720 S \* 5/1987 Maher ..... D7/396.2  
D386,948 S \* 12/1997 Wissinger ..... D7/533  
D403,555 S \* 1/1999 Burns et al. .... D7/509  
D429,959 S \* 8/2000 Otake ..... D7/510  
D431,159 S \* 9/2000 Otake ..... D7/510  
D435,195 S \* 12/2000 Joergensen ..... D7/536  
D438,757 S \* 3/2001 Joergensen ..... D7/510  
D460,324 S \* 7/2002 Norris et al. .... D7/533

\* cited by examiner

*Primary Examiner*—M. N. Pandozzi

(74) *Attorney, Agent, or Firm*—Wood, Phillips, Katz, Clark & Mortimer

(57) **CLAIM**

The ornamental design of a mug, as shown and described.

**DESCRIPTION**

FIG. 1 is a perspective view of an embodiment of our mug Design;

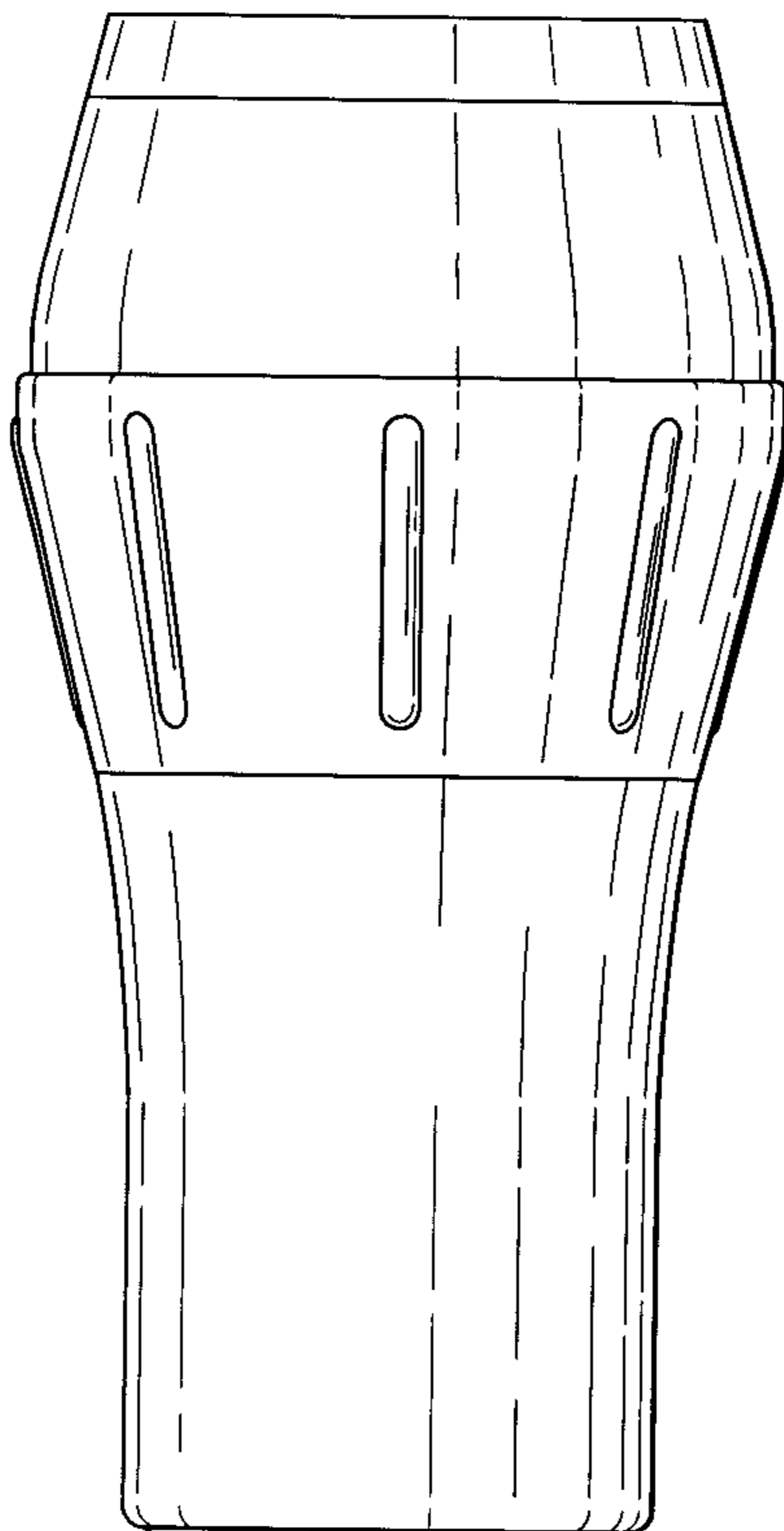
FIG. 2 is a plan view of the embodiment of our mug Design;

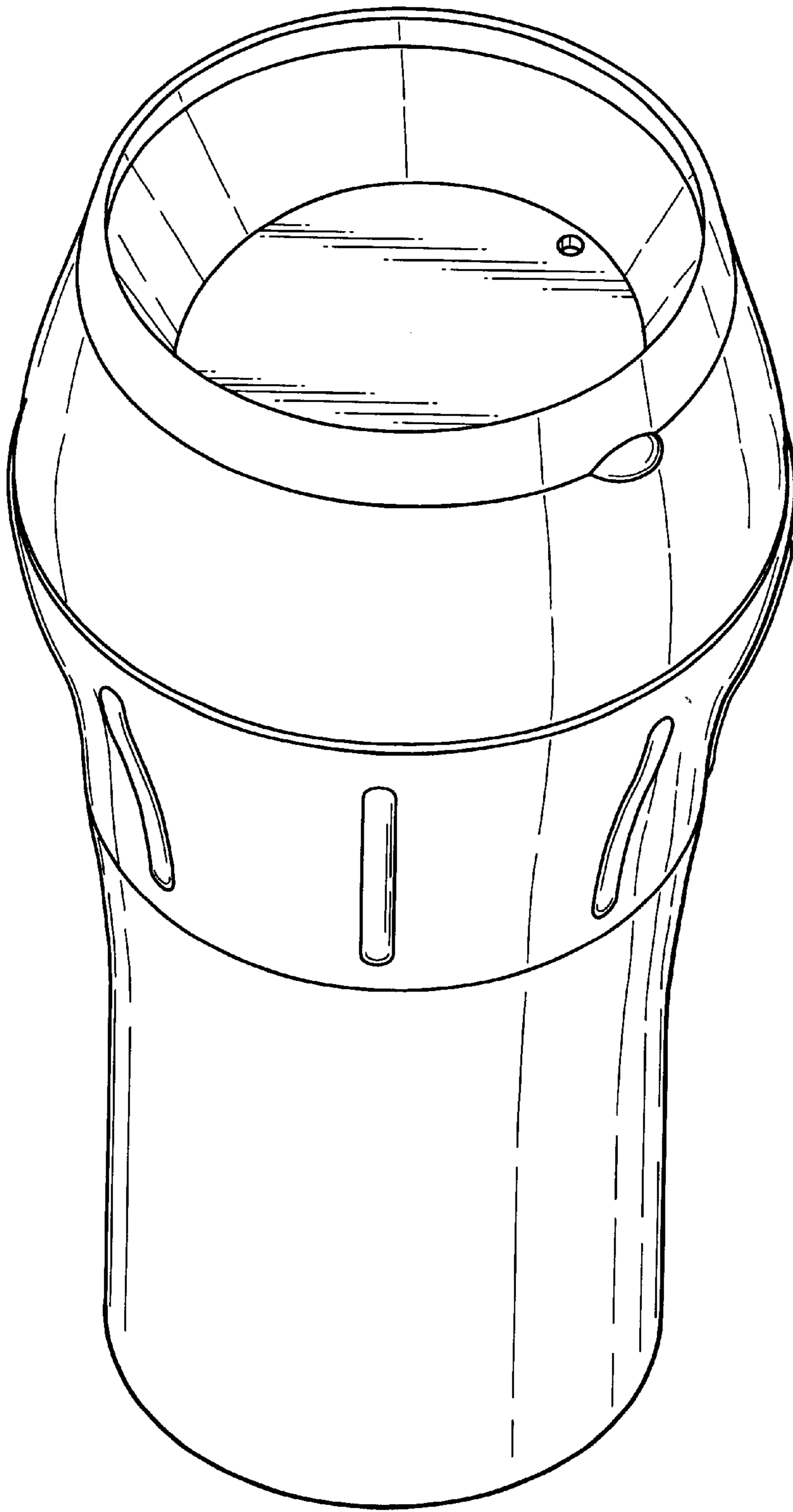
FIG. 3 is a side elevation of one side of the embodiment of our mug Design, it being understood that the opposite side of the mug is a mirror image of this FIG. 3;

FIG. 4 is a side elevation of the second embodiment of our mug Design taken from the right side of FIG. 3; and,

FIG. 5 is a bottom view of the embodiment of our mug Design.

**1 Claim, 3 Drawing Sheets**





*Fig. 1*




Fig. 3

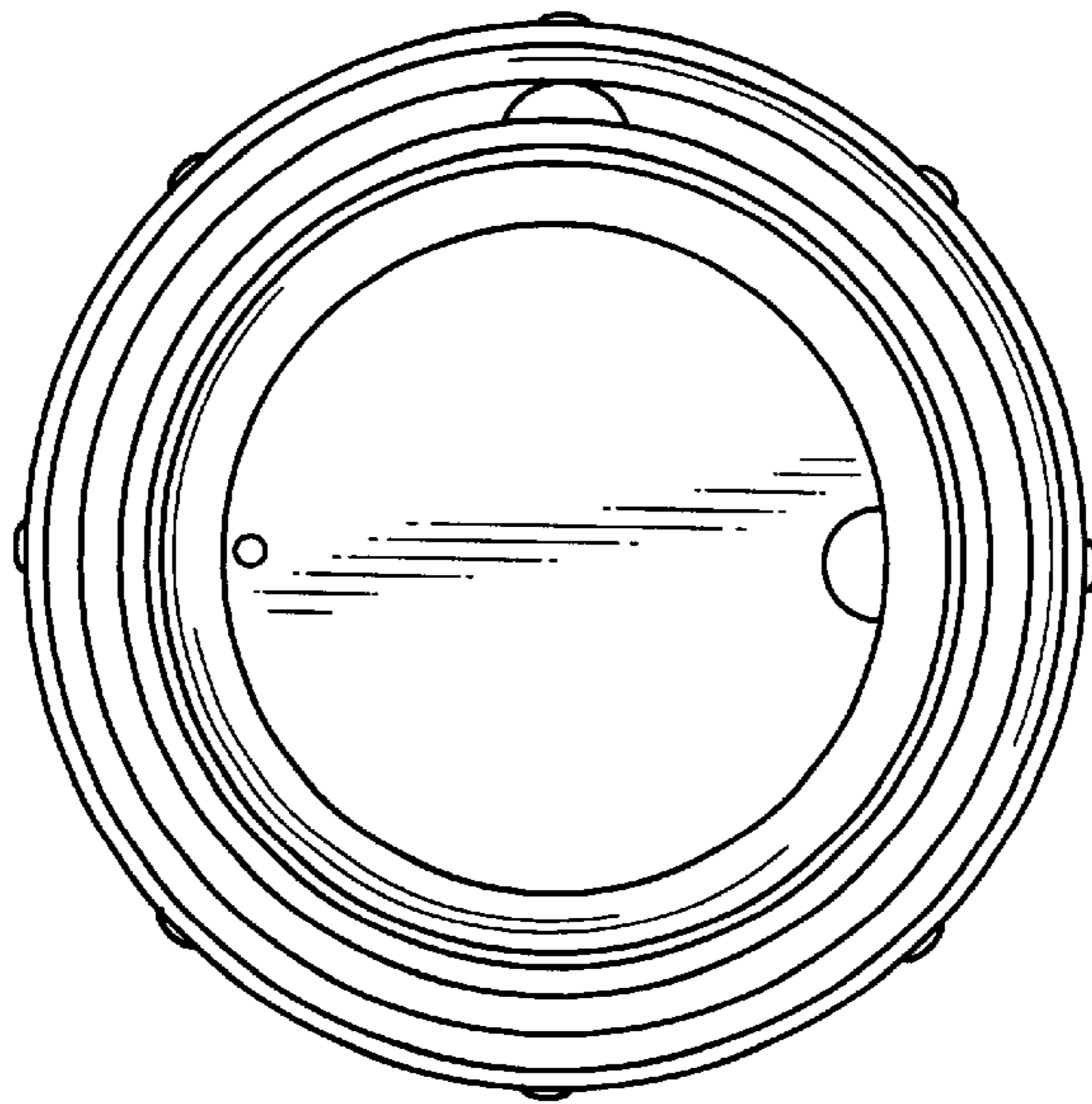

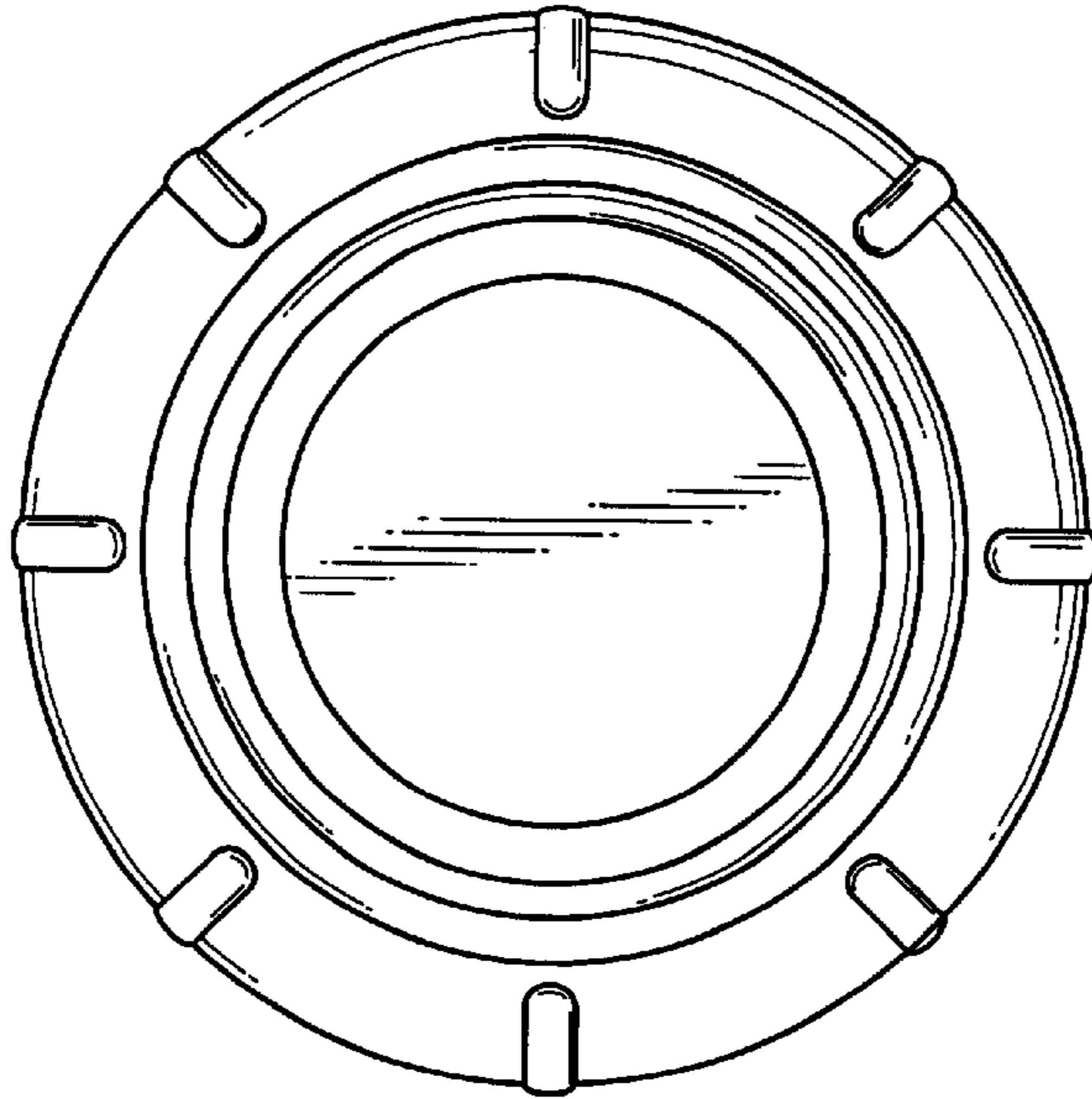


Fig. 2



*Fig. 4*



*Fig. 5*