



US00D485119S

(12) **United States Design Patent**
Kight

(10) **Patent No.:** **US D485,119 S**

(45) **Date of Patent:** **** Jan. 13, 2004**

(54) **POT HANDLE**

(76) Inventor: **John W. Kight**, 1008 River Oaks Dr.,
Pittsburgh, PA (US) 15215

(**) Term: **14 Years**

(21) Appl. No.: **29/173,864**

(22) Filed: **Jan. 8, 2003**

(51) **LOC (7) Cl.** **07-01**

(52) **U.S. Cl.** **D7/395**

(58) **Field of Search** D7/393-395, 354-361;
16/110.1, 430, 431, 436, DIG. 12, DIG. 18,
DIG. 19; 220/573.1-573.5, 752-755, 759,
769-771, 912

(56) **References Cited**

U.S. PATENT DOCUMENTS

103,055	A	*	5/1870	Kinzer	220/752
D140,046	S	*	1/1945	Behl	D7/394
4,413,767	A	*	11/1983	Hellinger	228/136
D301,533	S		6/1989	Zimmerman		
D312,749	S		12/1990	Kessler		
D407,600	S		4/1999	LoGiudice		
D408,217	S		4/1999	LoGiudice		
D429,950	S		8/2000	Yu et al.		
D439,108	S		3/2001	LoGiudice		
D444,347	S		7/2001	LoGiudice		
D468,583	S		1/2003	Kerulis		

FOREIGN PATENT DOCUMENTS

CN 97 2 02078.0 6/1998

OTHER PUBLICATIONS

Sur La Table, 9/01, p. 32, handle on stainless steel saucier,
bottom, left corner.*
Mauviel (Depuis 1830), Catalogue (Cover and Page 83).

Mauviel-Fabricant (Web Page 1 sheet).
Kitchen Aid Cookware (Web Page 2 sheets).
Mauviel Depuis 1830 Cuprinov Accessories(2 sheets).

* cited by examiner

Primary Examiner—Terry A. Wallace
(74) *Attorney, Agent, or Firm*—Paul A. Beck & Assoc. P.C.

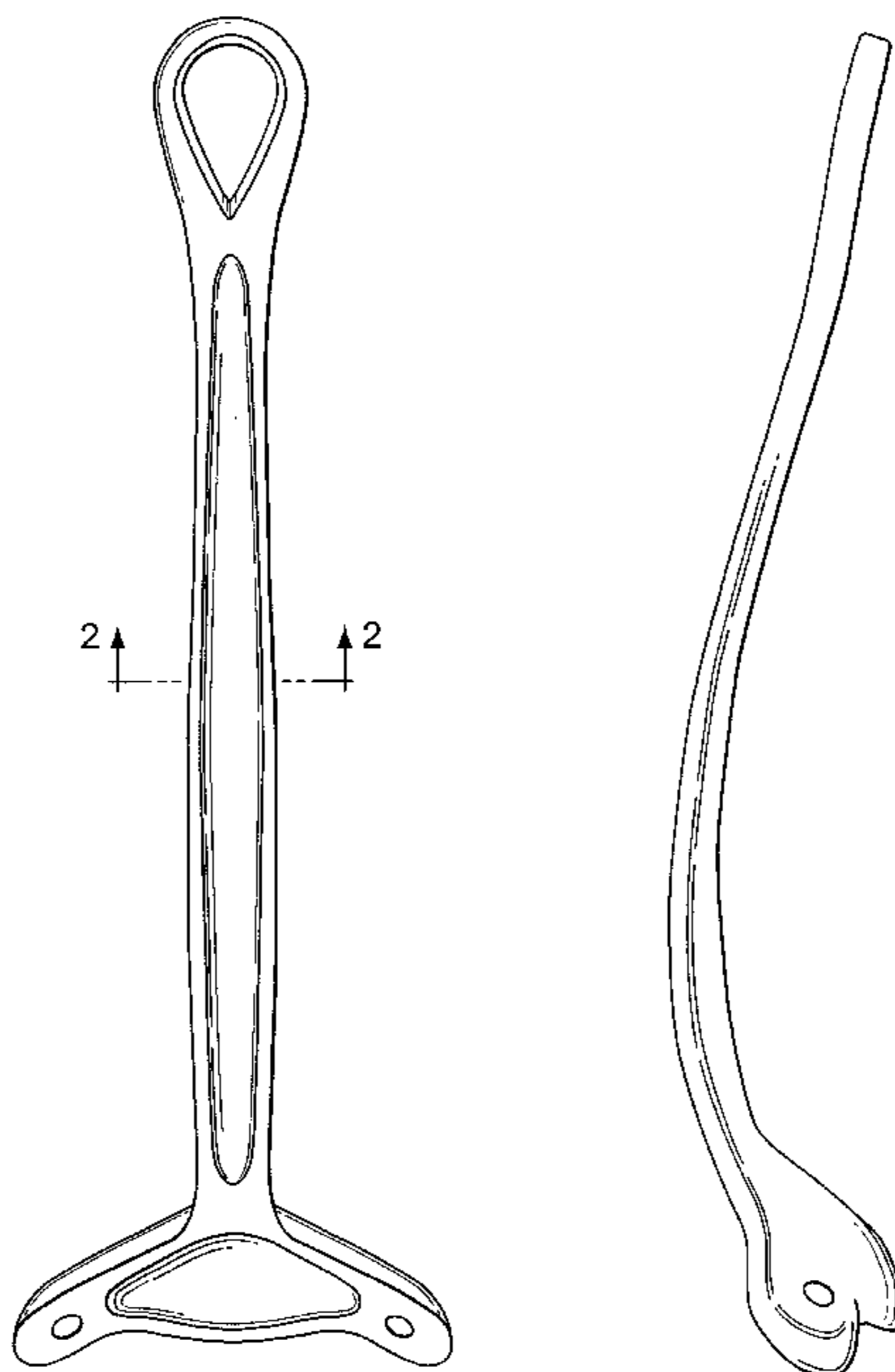
(57) **CLAIM**

The ornamental design for the pot handle, as shown and described.

DESCRIPTION

FIG. 1 is a top view of the pot handle;
FIG. 2 is a cross section view of the pot handle as viewed from the view in FIG. 1 taken along the 2—2 line of FIG. 1 to show the contour of the curved exterior surface to clarify the shape of the design;
FIG. 3 is a side view of the pot handle;
FIG. 4 is an opposite side view of the pot handle opposite the side view shown in FIG. 3;
FIG. 5 is a bottom view of the pot handle;
FIG. 6 is a front view of the pot handle;
FIG. 7 is a rear view of the pot handle;
FIG. 8 is a bottom perspective view of the pot handle as viewed from the rear; and,
FIG. 9 is a side perspective view of the pot handle attached to a cooking pot which is in broken lines. The pot forms no part of the claimed design and shows only environment. The broken lines showing the portions of a pot to which the pot handle is to be attached are for illustrative purposes only and form no part of the claimed design. The broken lines show environmental structure and is environment only.

1 Claim, 5 Drawing Sheets



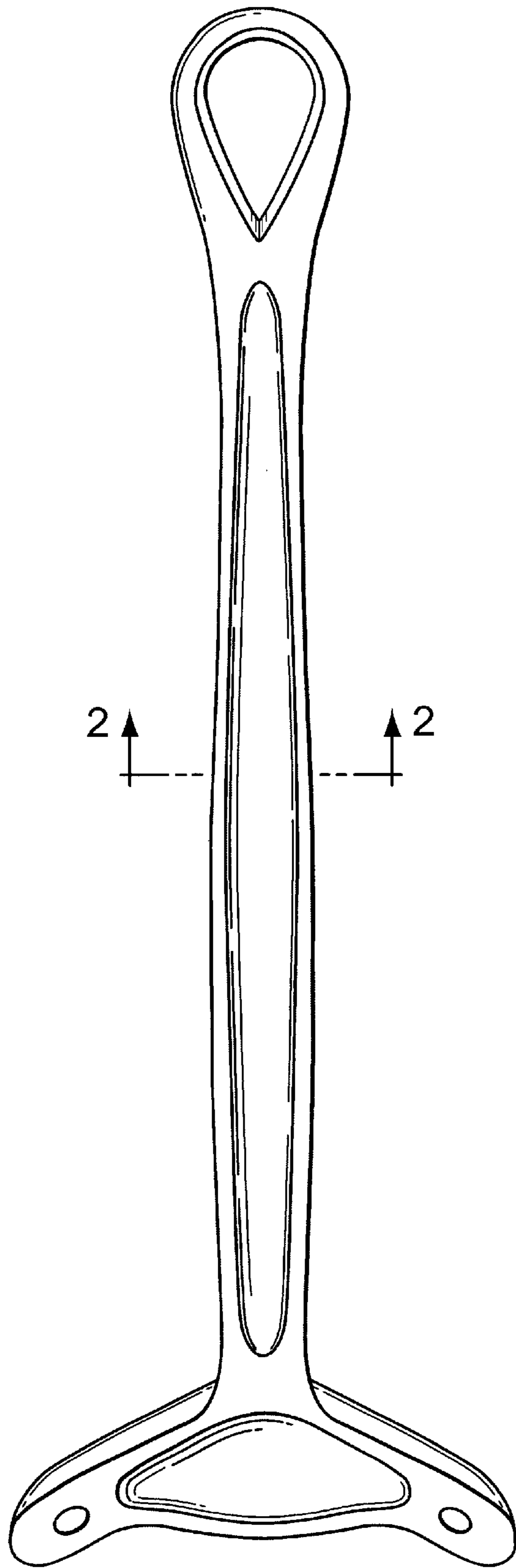


FIG. 1



FIG. 2

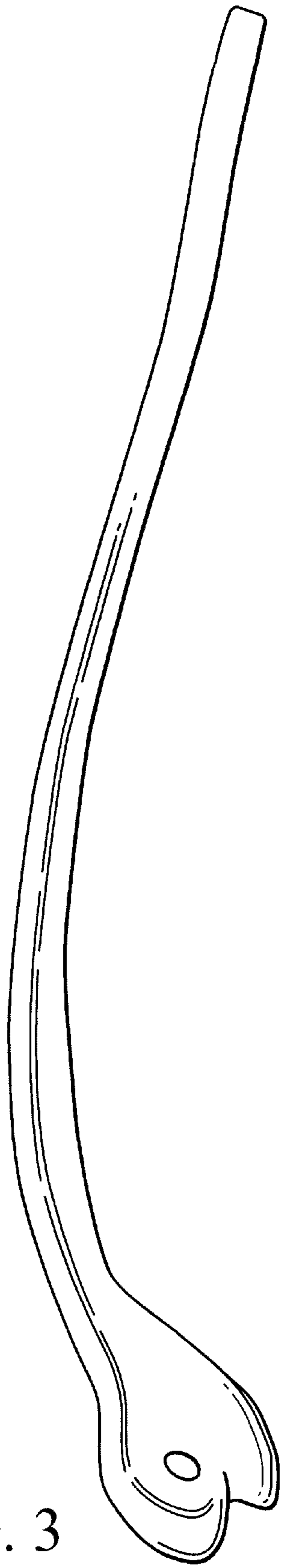


FIG. 3



FIG. 4

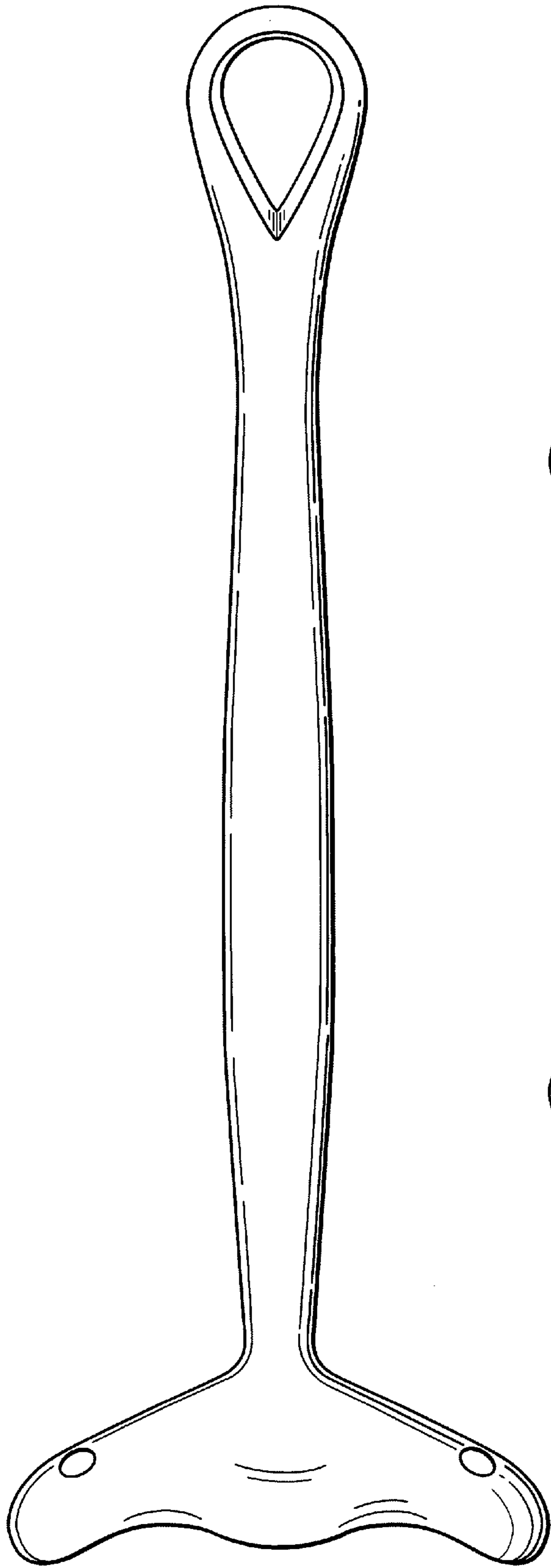


FIG. 5

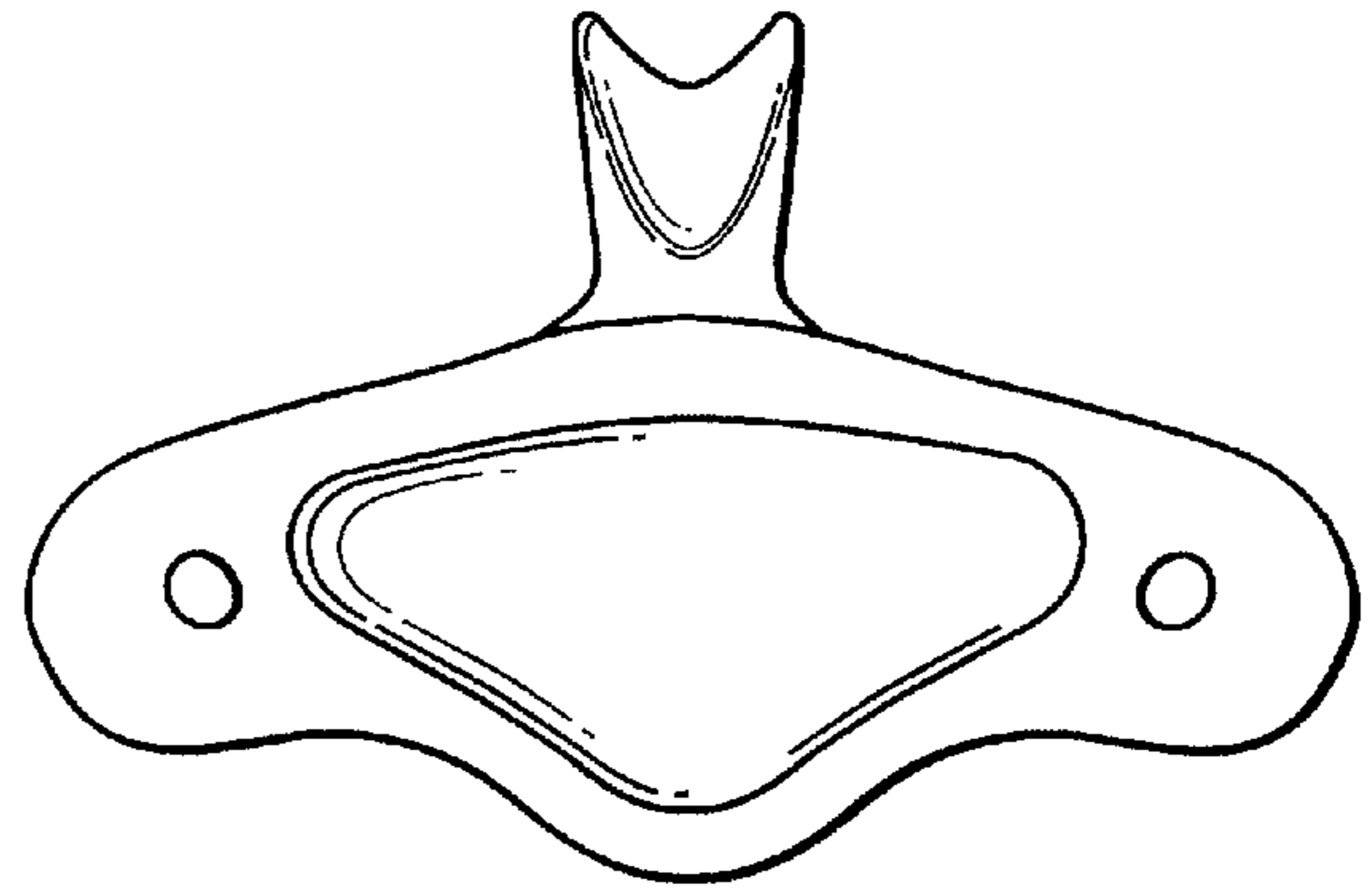


FIG. 6

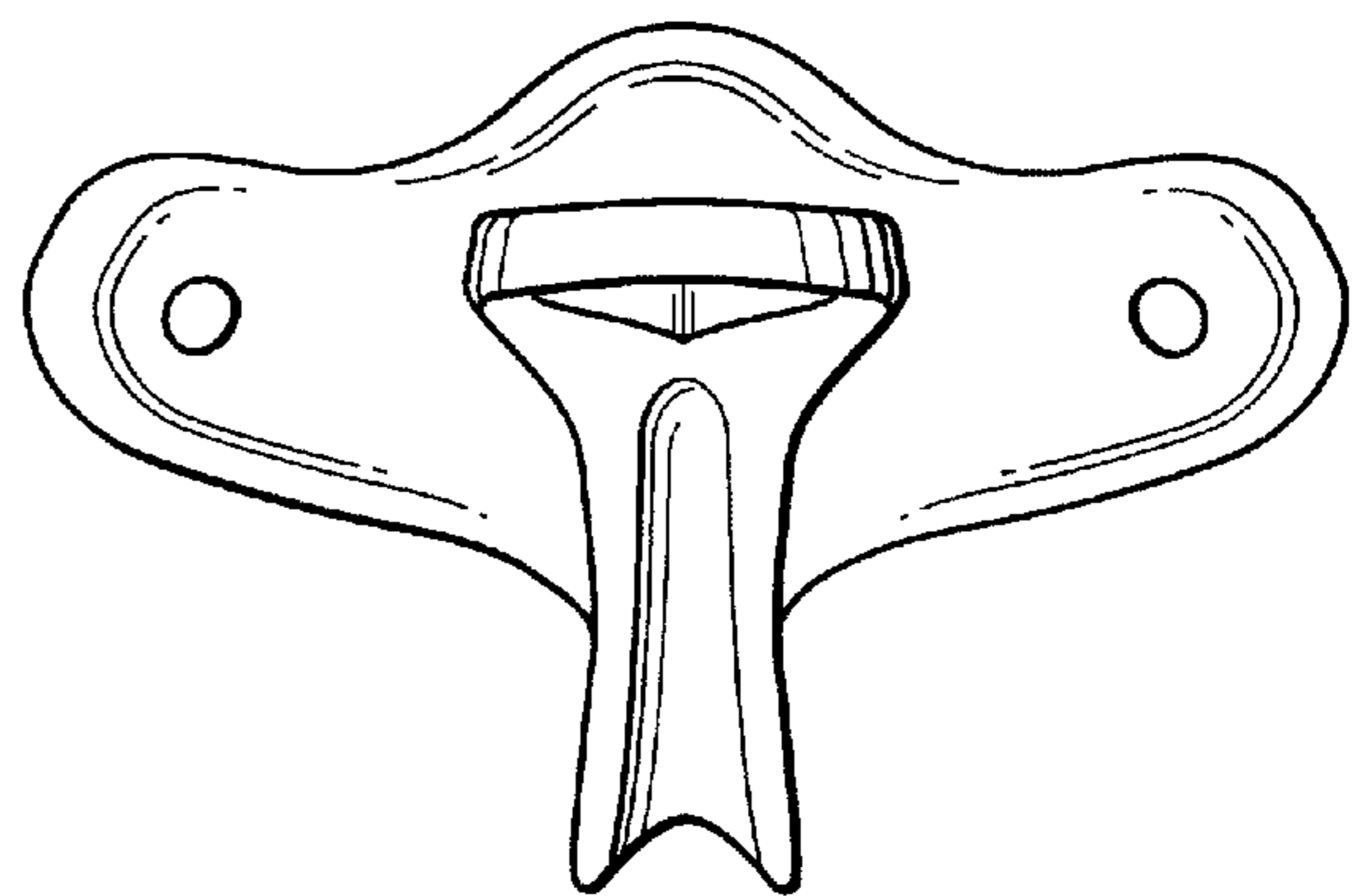


FIG. 7

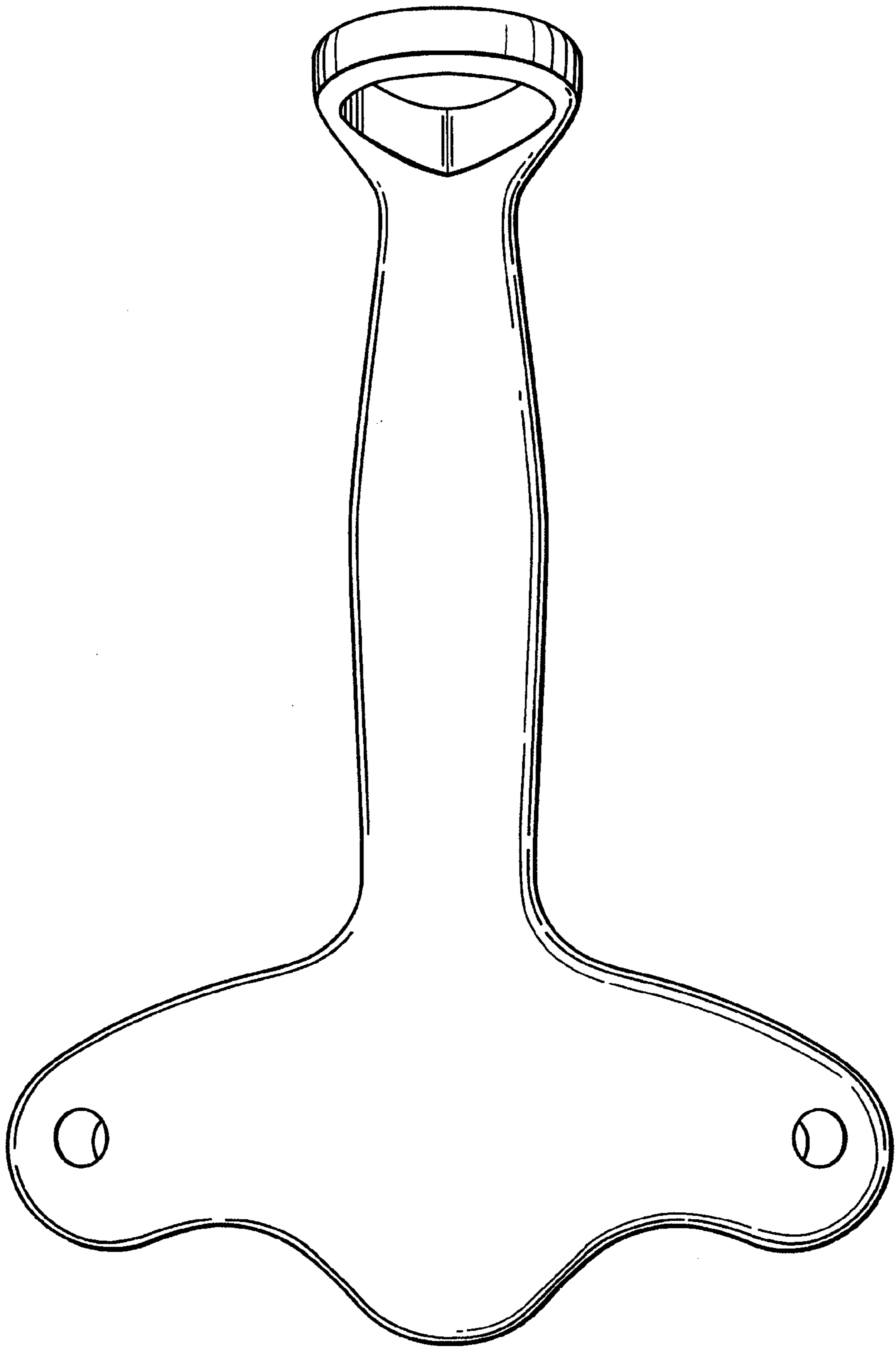


FIG. 8

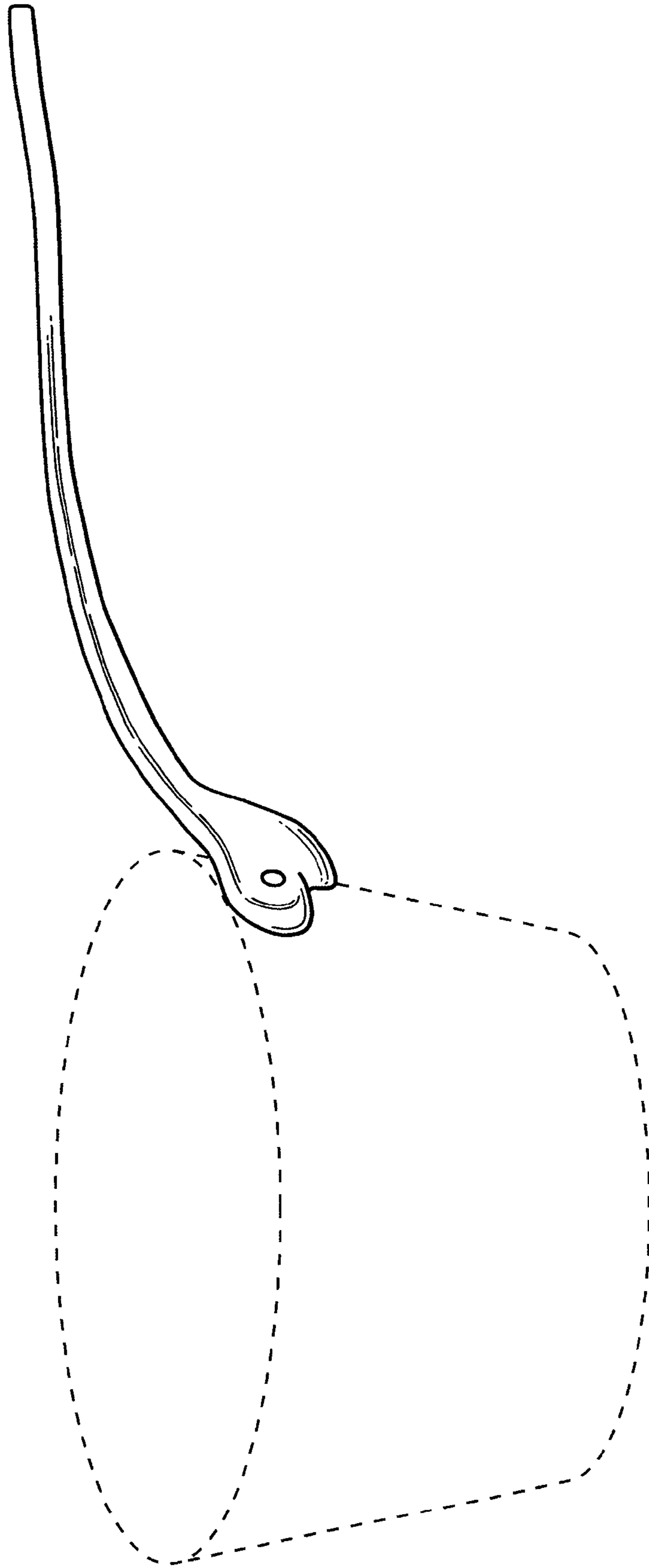


FIG. 9