



US00D485114S

(12) **United States Design Patent**
Schuler

(10) **Patent No.:** **US D485,114 S**

(45) **Date of Patent:** **** Jan. 13, 2004**

(54) **CARAFE**

(75) **Inventor:** **Daniel Schuler**, Chicago, IL (US)

(73) **Assignee:** **Thermos L.L.C.**, Rolling Meadows, IL (US)

(**) **Term:** **14 Years**

(21) **Appl. No.:** **29/168,441**

(22) **Filed:** **Oct. 2, 2002**

(51) **LOC (7) Cl.** **07-01**

(52) **U.S. Cl.** **D7/319; D7/317**

(58) **Field of Search** D7/316, 317, 318,
D7/319, 600, 312; D23/209; 222/465.1,
572, 183; 220/737

(56) **References Cited**

U.S. PATENT DOCUMENTS

D285,400 S	*	9/1986	Zimmermann	D7/317
D394,981 S	*	6/1998	Huang	D7/319
D394,982 S	*	6/1998	Huang	D7/319
D395,576 S	*	6/1998	Huang	D7/319
D403,552 S	*	1/1999	Moran, Jr.	D7/319
D409,040 S	*	5/1999	Moran, Jr. et al.	D7/319
D427,478 S	*	7/2000	Littmann et al.	D7/318

D461,087 S	*	8/2002	Hatsumoto	D7/318
D463,706 S	*	10/2002	Lecerf	D7/317
D475,233 S	*	6/2003	De Visser	D7/317
D475,883 S	*	6/2003	Jorgensen	D7/317

* cited by examiner

Primary Examiner—M. N. Pandozzi

(74) *Attorney, Agent, or Firm*—Wood, Phillips, Katz, Clark & Mortimer

(57) **CLAIM**

The ornamental design of a carafe, as shown and described.

DESCRIPTION

FIG. 1 is a perspective view from the top and one side of my carafe design;
 FIG. 2 is a perspective view from the bottom and an opposite side of my carafe design;
 FIG. 3 is a side elevation of my carafe design, it being understood that a side elevation of the opposite side is a mirror image of this FIG. 3;
 FIG. 4 is a front elevation of my carafe design;
 FIG. 5 is a side elevation of my carafe design;
 FIG. 6 is a top plan view of my carafe design; and,
 FIG. 7 is a bottom plan view of my carafe design.

1 Claim, 4 Drawing Sheets

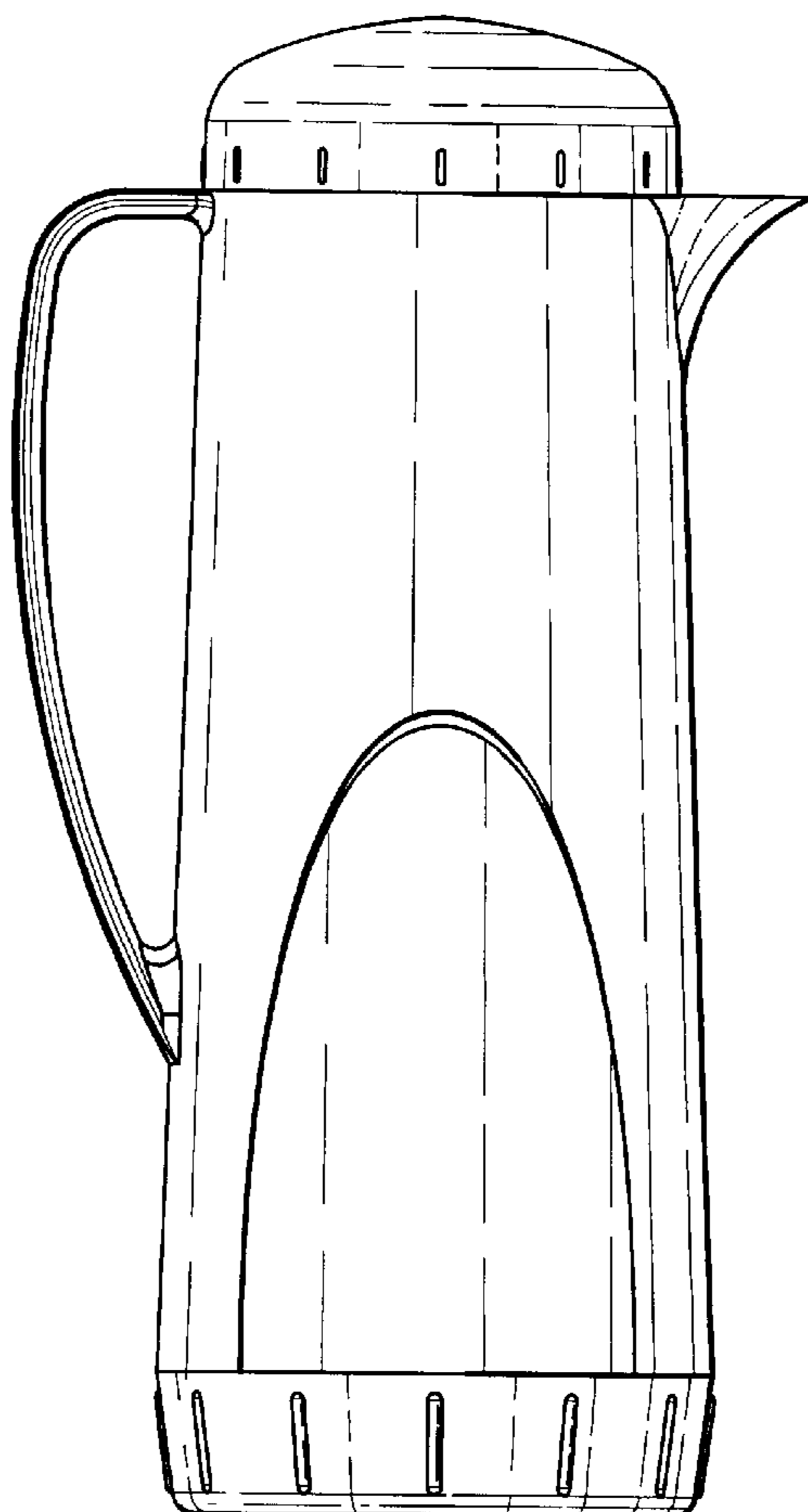


Fig. 1

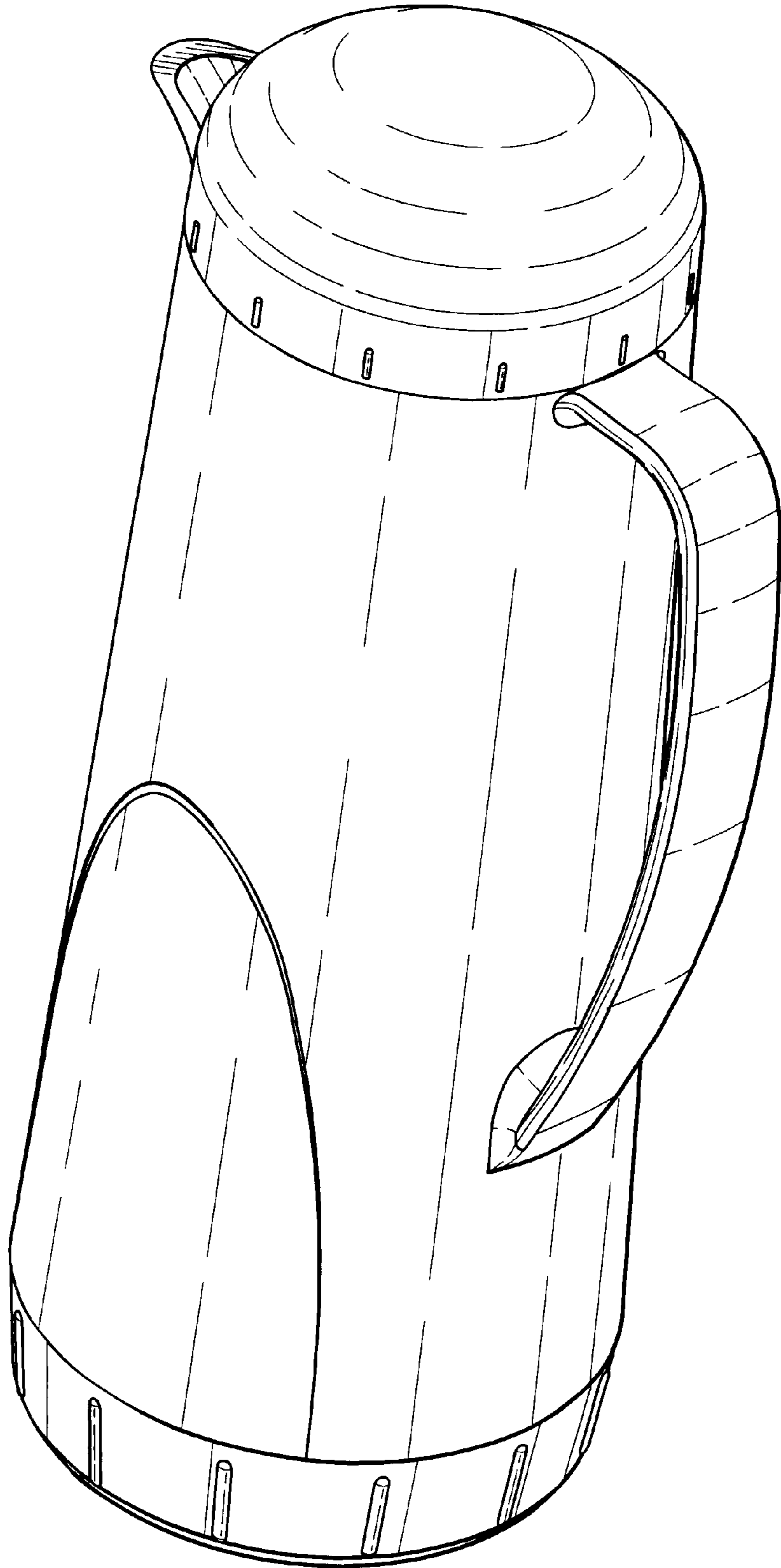


Fig. 2



Fig. 3

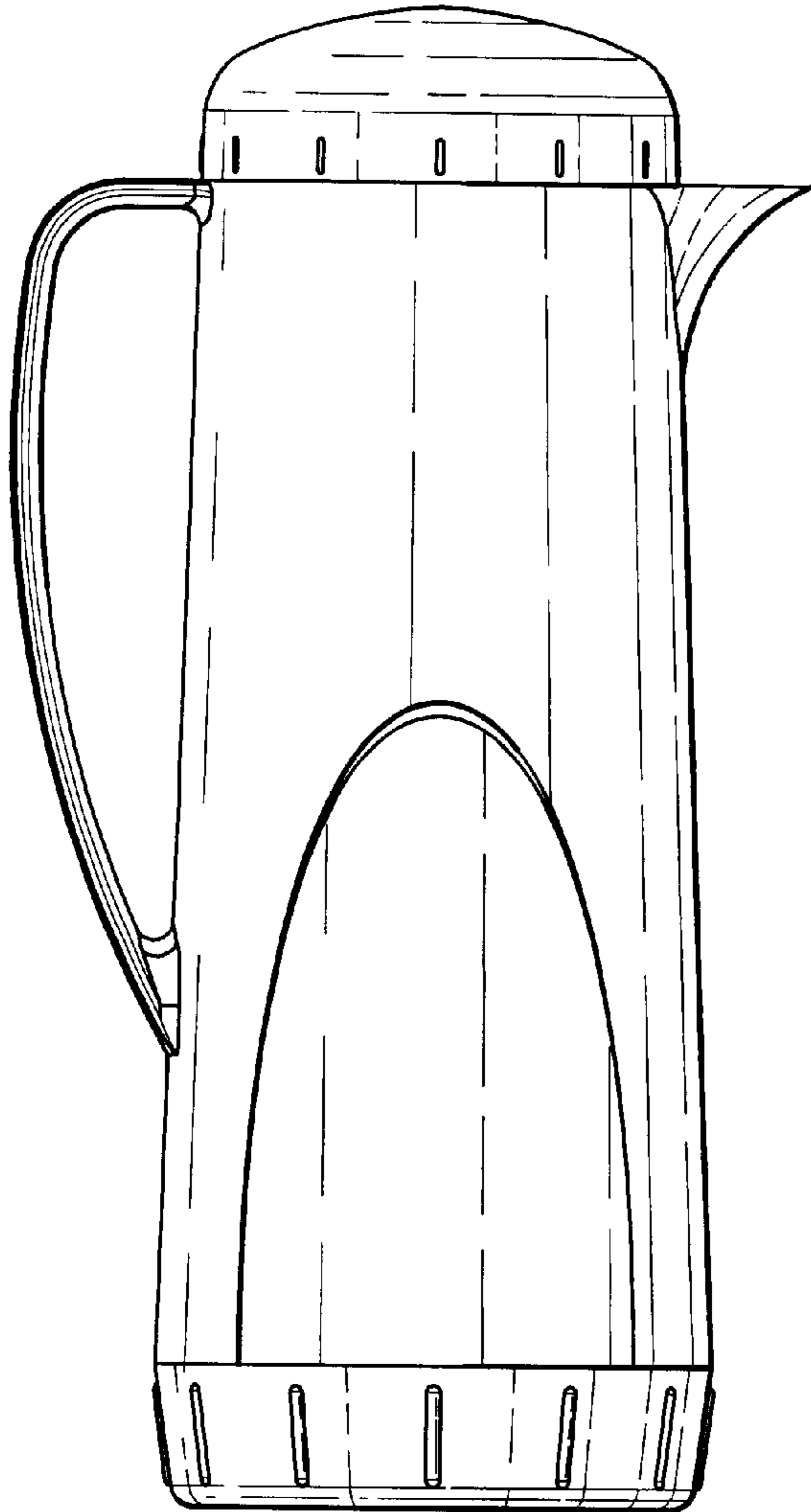


Fig. 4

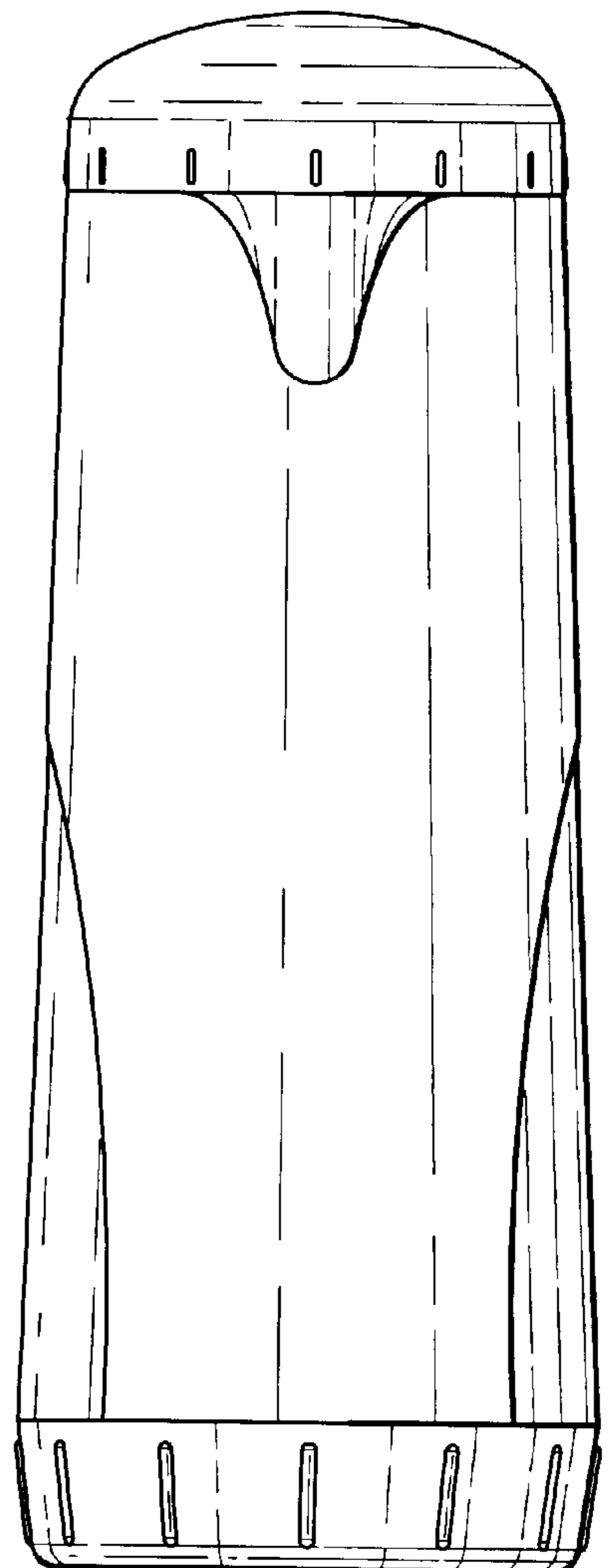


Fig. 5




Fig. 6

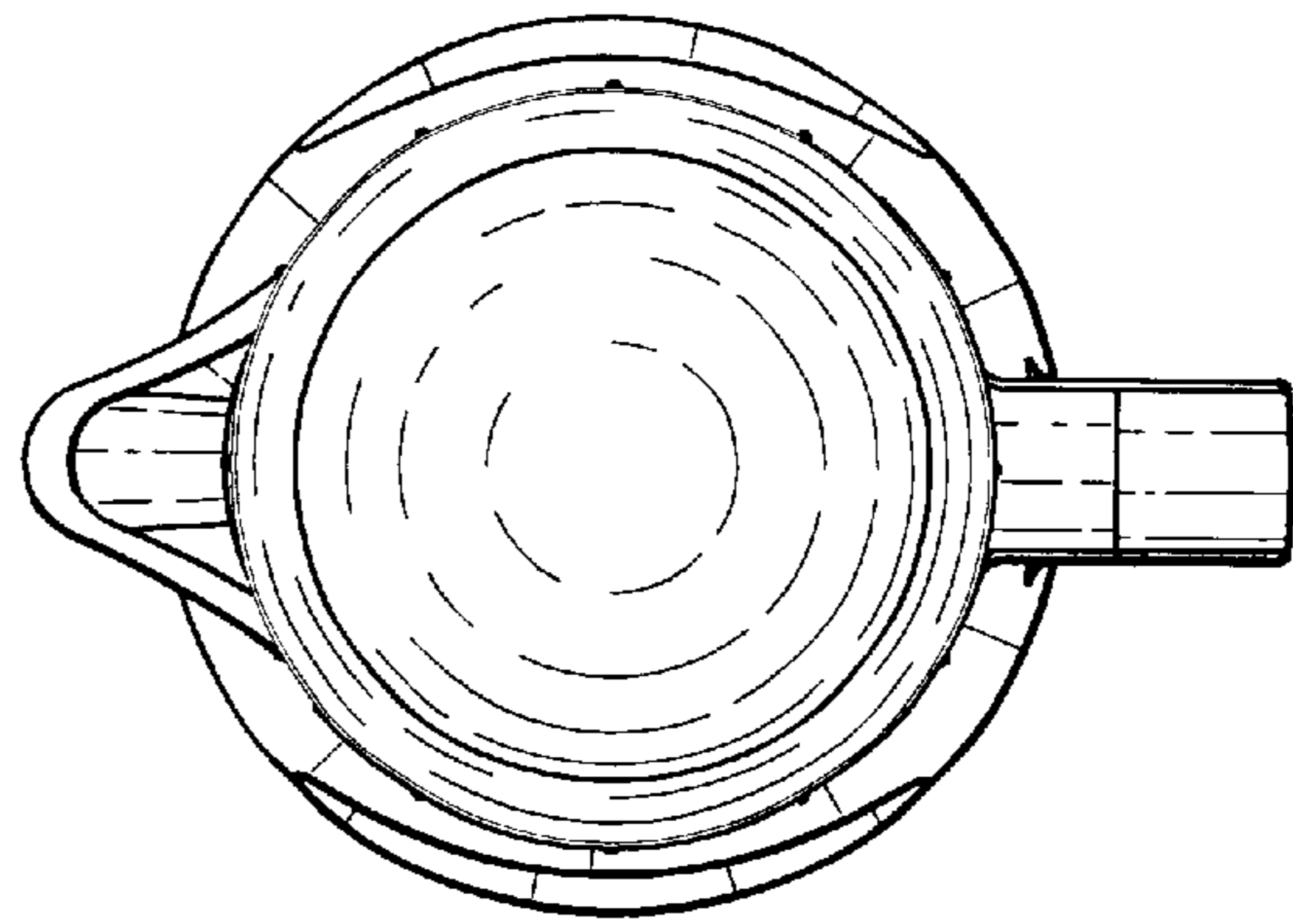


Fig. 7

