



US00D485102S

(12) **United States Design Patent**  
**Zuniga**

(10) **Patent No.:** **US D485,102 S**

(45) **Date of Patent:** **\*\* Jan. 13, 2004**

(54) **TOILET TISSUE ROLLS DISPENSER**

D358,052 S \* 5/1995 Carpenter ..... D6/519  
D475,227 S \* 6/2003 Clarke ..... D6/520

(76) Inventor: **Juan G. Zuniga**, 2022-16<sup>th</sup> St.,  
Lubbock, TX (US) 79401

\* cited by examiner

(\*\*) Term: **14 Years**

*Primary Examiner*—Brian N. Vinson

(21) Appl. No.: **29/178,945**

(57) **CLAIM**

(22) Filed: **Apr. 3, 2003**

The ornamental design for a toilet tissue rolls dispenser, as shown and described.

(51) **LOC (7) Cl.** ..... **20-02**

(52) **U.S. Cl.** ..... **D6/520**

(58) **Field of Search** ..... D6/518-523; 206/389,  
206/391; 211/13.1, 85.6, 45, 86.01, 87.01,  
123; 221/33, 45, 282, 283; 222/173; 242/558,  
560, 570, 590, 595, 596, 598; 248/251,  
905; 312/245, 34.1, 34.8, 34.22, 34.24,  
88.04

**DESCRIPTION**

FIG. 1 is a front view of a toilet tissue rolls dispenser showing my new design.

FIG. 2 is a back view of the toilet tissue rolls dispenser.

FIG. 3 is a side view of the toilet tissue rolls dispenser.

FIG. 4 is a top view of the toilet tissue rolls dispenser; and,



FIG. 5 is a bottom view of the toilet tissue rolls dispenser.

(56) **References Cited**

**U.S. PATENT DOCUMENTS**

D249,308 S \* 9/1978 Williams ..... D6/520

**1 Claim, 2 Drawing Sheets**






FIG. 1

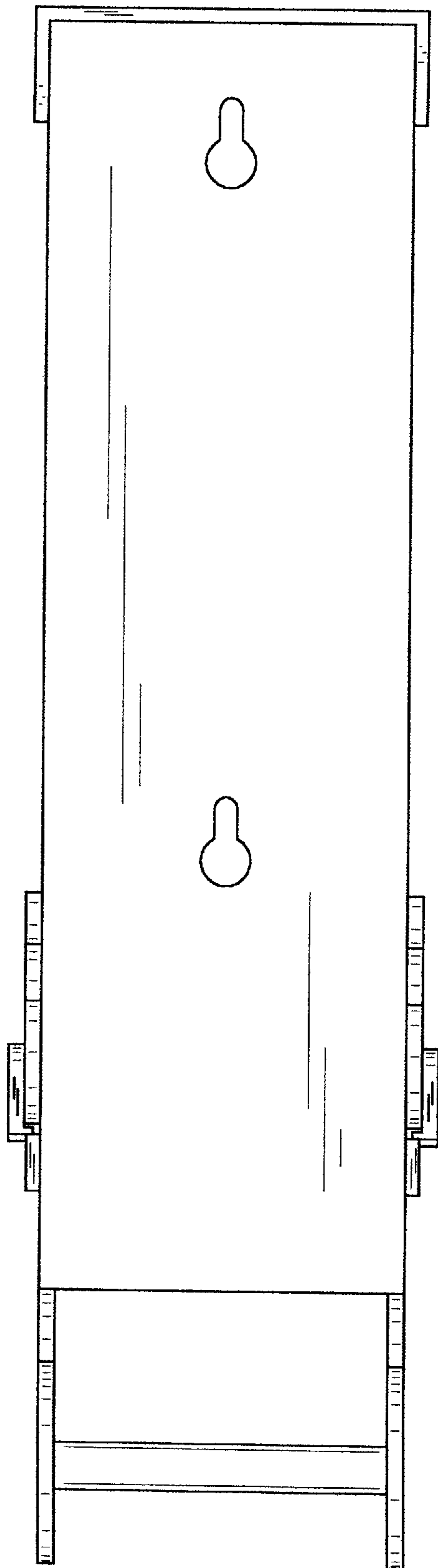


FIG. 2




FIG. 3

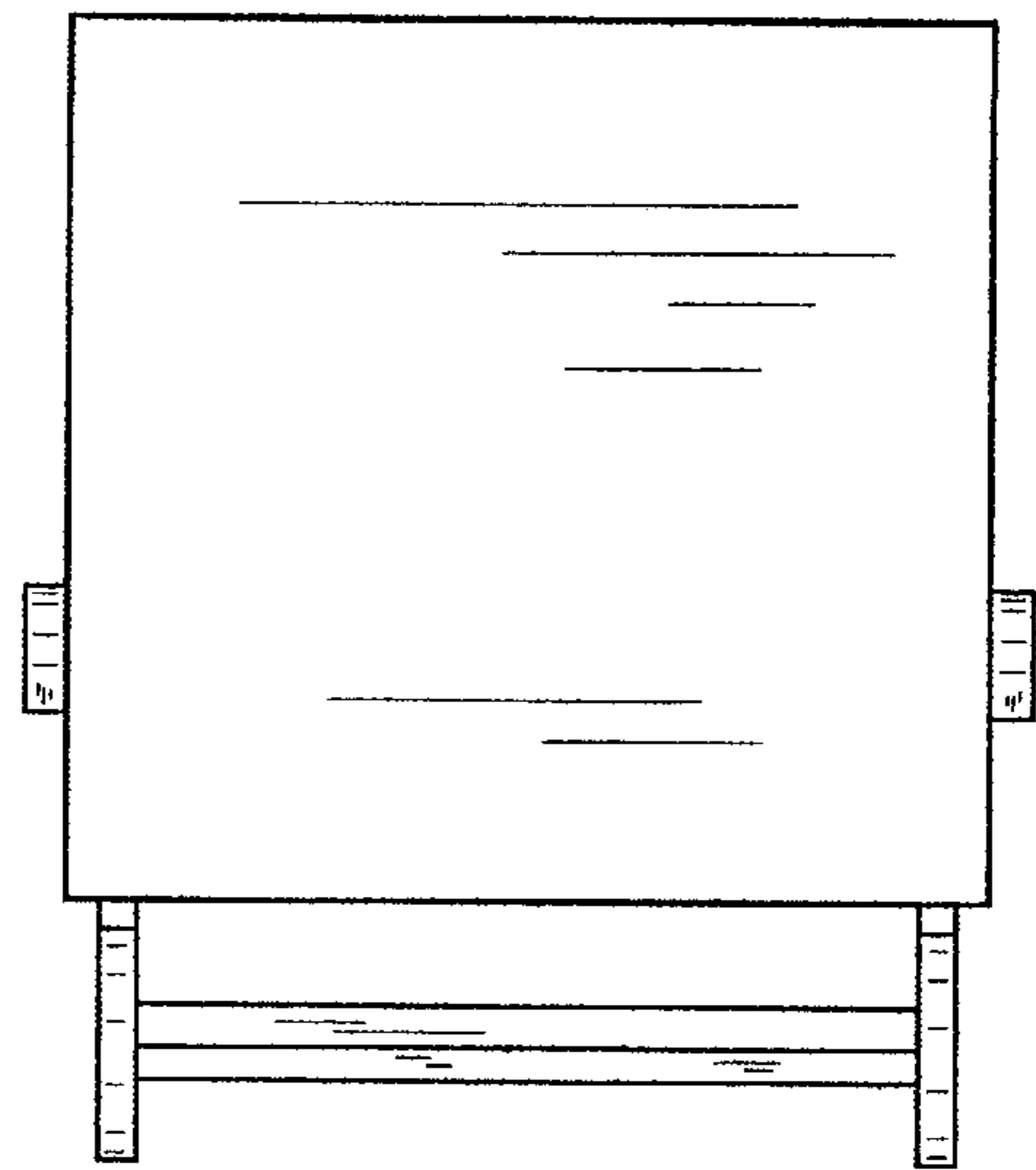


FIG. 4

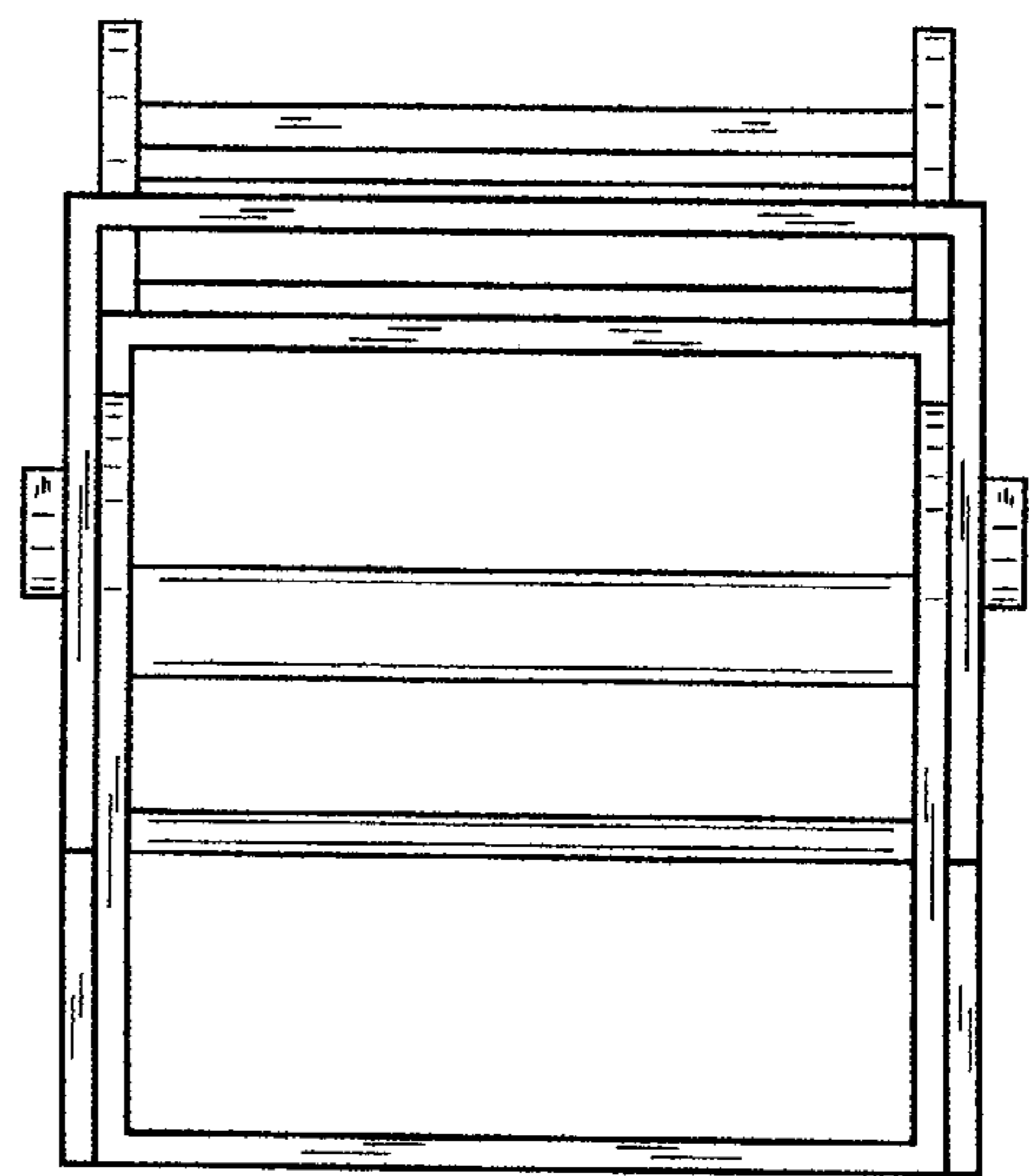


FIG. 5