



US00D485090S

(12) **United States Design Patent**
Brandon

(10) **Patent No.:** **US D485,090 S**

(45) **Date of Patent:** **** Jan. 13, 2004**

(54) **KITCHEN HOOD**

D261,200 S * 10/1981 Shaw et al. D6/396 X
D444,011 S * 6/2001 Wanek et al. D6/505

(75) Inventor: **John Bradford Brandon**, Attica, NY
(US)

* cited by examiner

(73) Assignee: **Rutt Handcrafted Cabinetry, LLC**,
Goodville, PA (US)

Primary Examiner—Cathron C. Brooks
(74) *Attorney, Agent, or Firm*—Coats & Bennett, P.L.L.C.

(**) Term: **14 Years**

(57) **CLAIM**

(21) Appl. No.: **29/165,514**

The ornamental design for a kitchen hood, as shown and described.

(22) Filed: **Aug. 9, 2002**

DESCRIPTION

(51) **LOC (7) Cl.** **06-04**

(52) **U.S. Cl.** **D6/432; D6/448; D6/396**

(58) **Field of Search** D6/332, 329, 396-398,
D6/400, 418, 432, 447, 491, 492, 509,
511, 505, 426, 393; D25/60; 312/196, 204,
245


FIG. 1 is a perspective view of the kitchen hood.
FIG. 2 is a front elevational view of the kitchen hood; and,
FIG. 3 is a side elevational view of the kitchen hood with the
opposite side being a mirror image of the same.
The top, bottom and back of the kitchen hood shown in
FIGS. 1-3 form no part of the claimed design.

(56) **References Cited**

U.S. PATENT DOCUMENTS

D81,794 S * 8/1930 Hormes D25/60

1 Claim, 3 Drawing Sheets



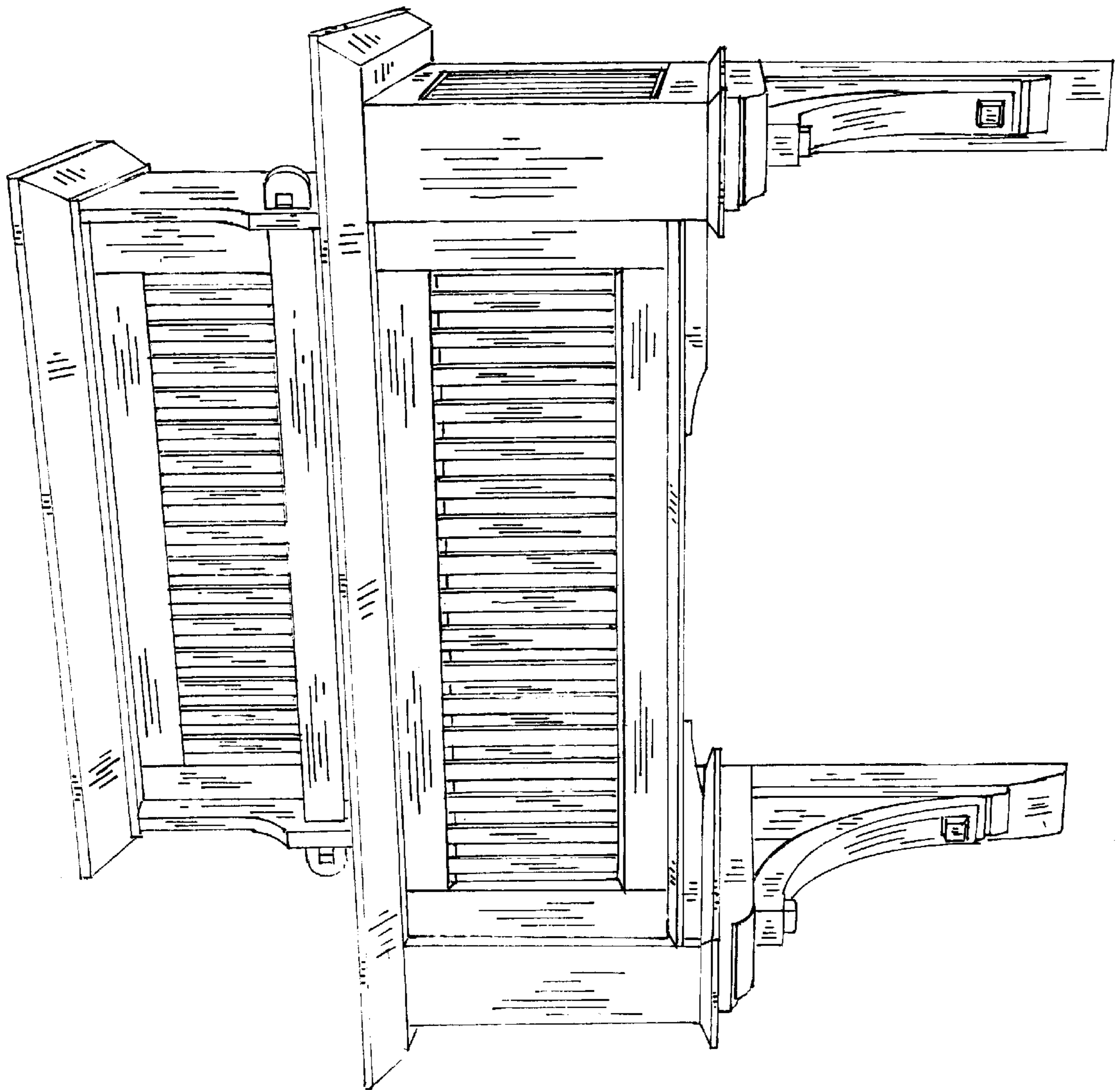


Fig. 1

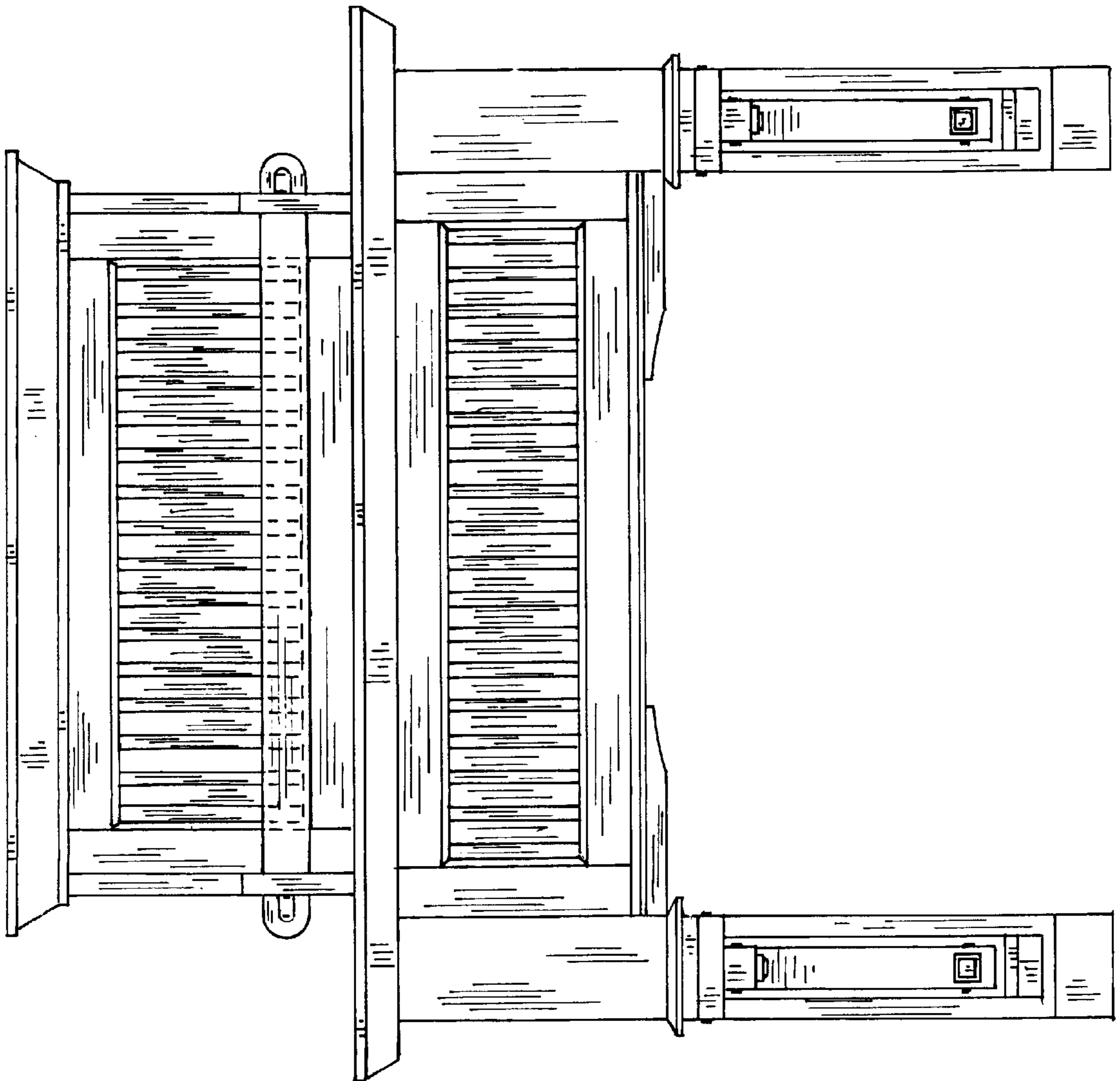


Fig. 2

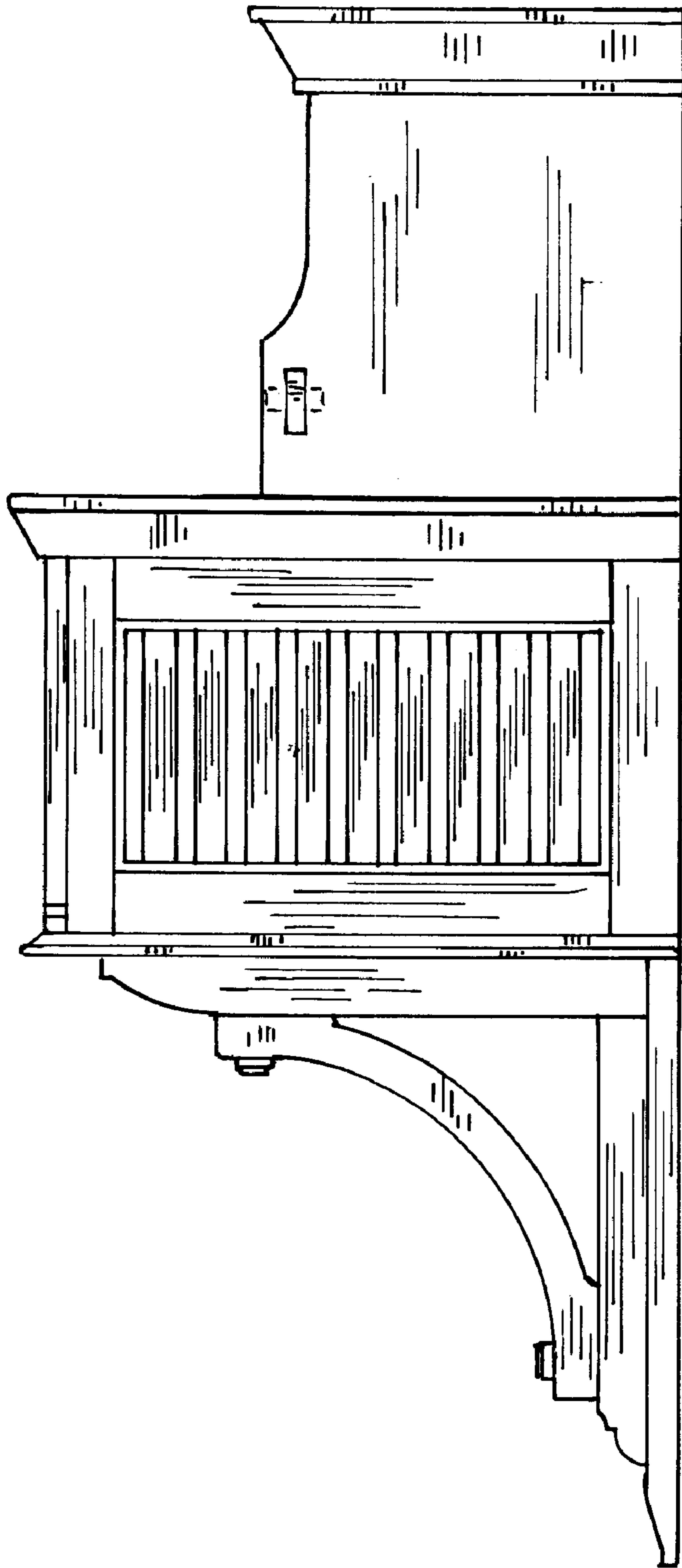


Fig. 3