



US00D485087S

(12) **United States Design Patent**
Natuzzi

(10) **Patent No.:** **US D485,087 S**

(45) **Date of Patent:** **** Jan. 13, 2004**

(54) **SOFA**

(75) **Inventor:** **Pasquale Natuzzi**, Santeramo in Colle
Bari (IT)

(73) **Assignee:** **Natuzzi S.p.A.**, Bari (IT)

(**) **Term:** **14 Years**

(21) **Appl. No.:** **29/166,676**

(22) **Filed:** **Sep. 3, 2002**

(51) **LOC (7) Cl.** **06-01**

(52) **U.S. Cl.** **D6/381**

(58) **Field of Search** D6/334, 335, 364,
D6/371, 381, 500, 501, 502; 297/232

(56) **References Cited**

U.S. PATENT DOCUMENTS

- D431,387 S * 10/2000 Natuzzi et al. D6/381
- D431,926 S * 10/2000 Natuzzi et al. D6/381
- D431,928 S * 10/2000 Natuzzi et al. D6/381
- D439,433 S * 3/2001 Natuzzi et al. D6/381

- D439,759 S * 4/2001 Natuzzi et al. D6/381
- D448,945 S * 10/2001 Natuzzi et al. D6/381
- D454,718 S * 3/2002 Natuzzi et al. D6/381
- D467,752 S * 12/2002 Nastri D6/381

* cited by examiner

Primary Examiner—Gary D. Watson

(74) *Attorney, Agent, or Firm*—Harrison & Egbert

(57) **CLAIM**


The ornamental design for a sofa, as shown and described.

DESCRIPTION

FIG. 1 is a front view of the sofa showing my design.
 FIG. 2 is another front view thereof;
 FIG. 3 is a top view thereof;
 FIG. 4 is a side view thereof, having an opposite side view
 being a mirror image thereof; and,
 FIG. 5 is a back view thereof.

The broken lines shown are understood to represent stitching.

1 Claim, 3 Drawing Sheets






FIG. 1




FIG. 2




FIG. 3

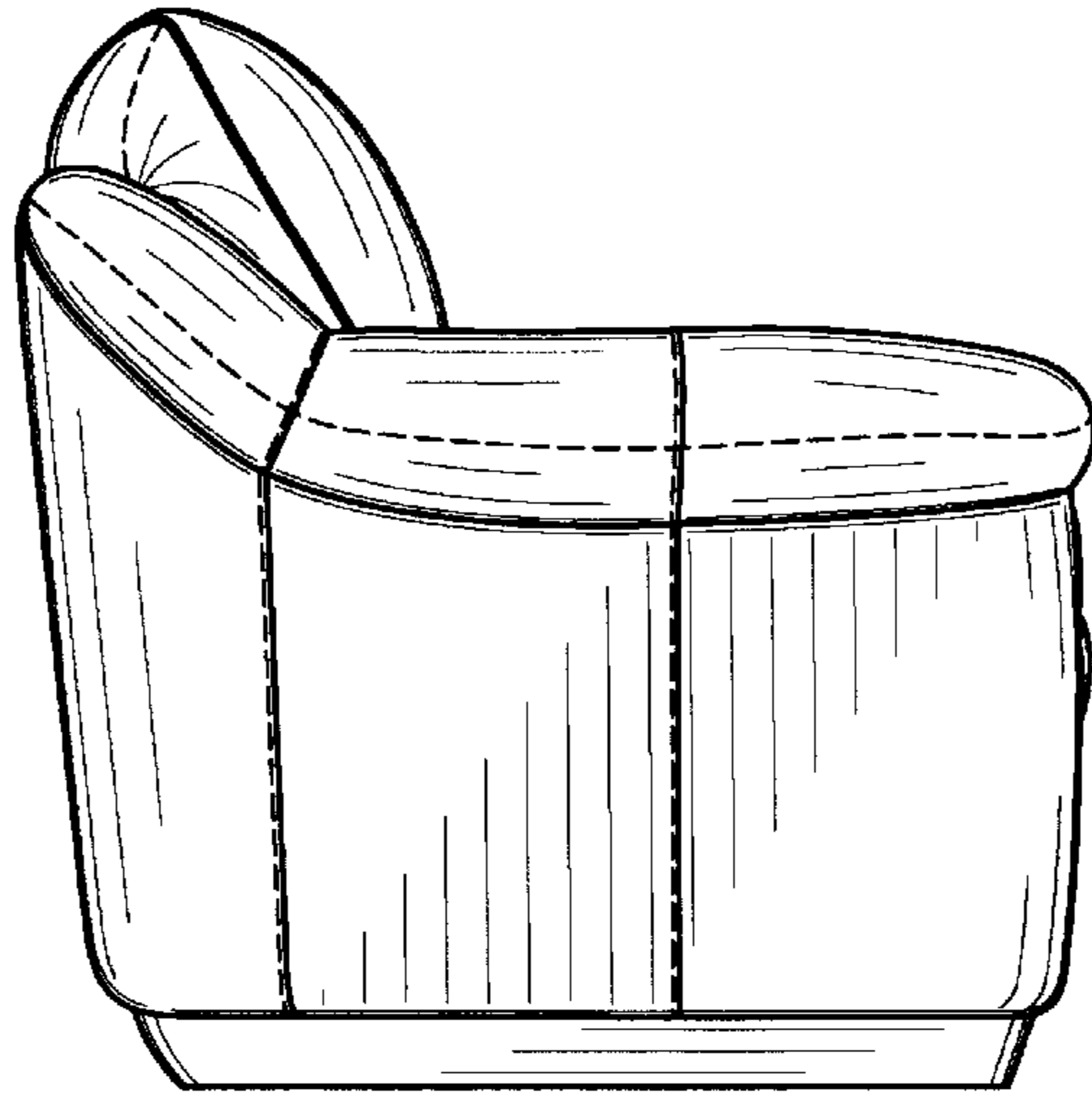


FIG. 4




FIG. 5