



US00D485084S

(12) **United States Design Patent**
Bales

(10) **Patent No.:** **US D485,084 S**

(45) **Date of Patent:** **** Jan. 13, 2004**

(54) **CHAIR**

(75) Inventor: **David W. Bales**, Tucson, AZ (US)

(73) Assignee: **Mercuries Asia, Ltd.**, Taipei (TW)

(**) Term: **14 Years**

(21) Appl. No.: **29/170,086**

(22) Filed: **Oct. 30, 2002**

(51) **LOC (7) Cl.** **06-01**

(52) **U.S. Cl.** **D6/379; D6/380**

(58) **Field of Search** **D6/334, 335, 374,**
D6/376, 379, 380, 499, 500, 501, 502;
297/445.1, 446.1, 452.46

(56) **References Cited**

U.S. PATENT DOCUMENTS

D95,745 S	*	5/1935	Hoffmann	D6/379
D308,143 S	*	5/1990	Lohmeyer	D6/379
D334,298 S	*	3/1993	Panteloucos	D6/379
D353,498 S	*	12/1994	Cox	D6/380
D355,308 S	*	2/1995	Marini	D6/379
D361,675 S	*	8/1995	Ruy	D6/379
D456,164 S	*	4/2002	Vanderiet et al.	D6/374
D459,604 S	*	7/2002	Piretti	D6/380

D474,349 S	*	5/2003	Striebel	D6/379
D474,904 S	*	5/2003	Ciabatti	D6/379
D477,471 S	*	7/2003	Brooks	D6/379

* cited by examiner

Primary Examiner—Gary D. Watson

(74) *Attorney, Agent, or Firm*—Pillsbury Winthrop LLP

(57) **CLAIM**

The ornamental design for a chair, as shown and described.

DESCRIPTION

FIG. 1 is a perspective view of a chair showing my new design;

FIG. 2 is a top view thereof;

FIG. 3 is a front view thereof;

FIG. 4 is a left side view thereof, the right side view being a mirror image thereof;

FIG. 5 is back view thereof; and,

FIG. 6 is a bottom view thereof.

The fragmented depiction of a pattern shown on the seat and backrest in FIG. 1 has been done for ease of illustration. It is understood that the pattern on the seat and backrest in FIG. 1 would repeat uniformly throughout the circumscribed areas as shown in the other views.

1 Claim, 3 Drawing Sheets




FIG. 1

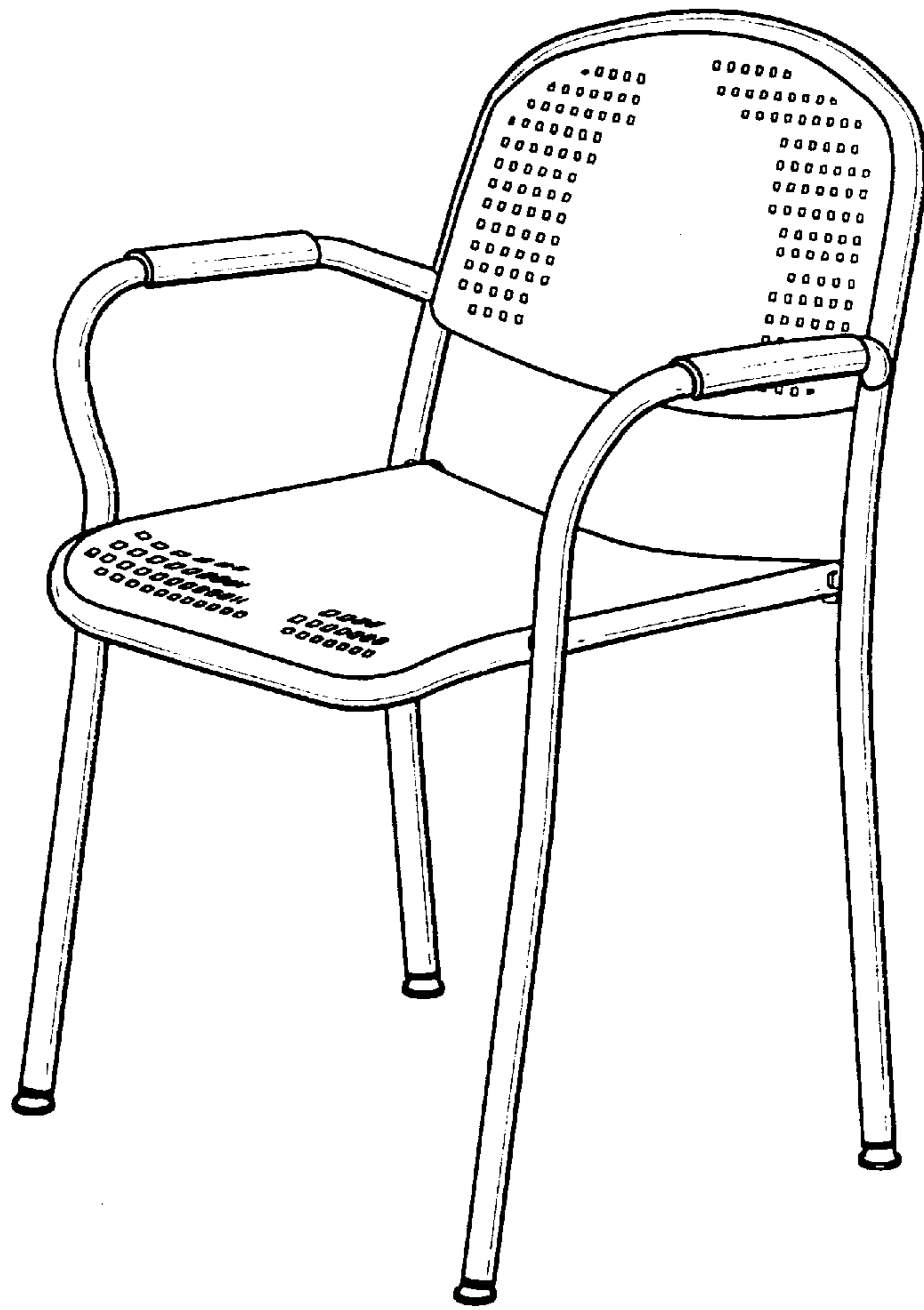
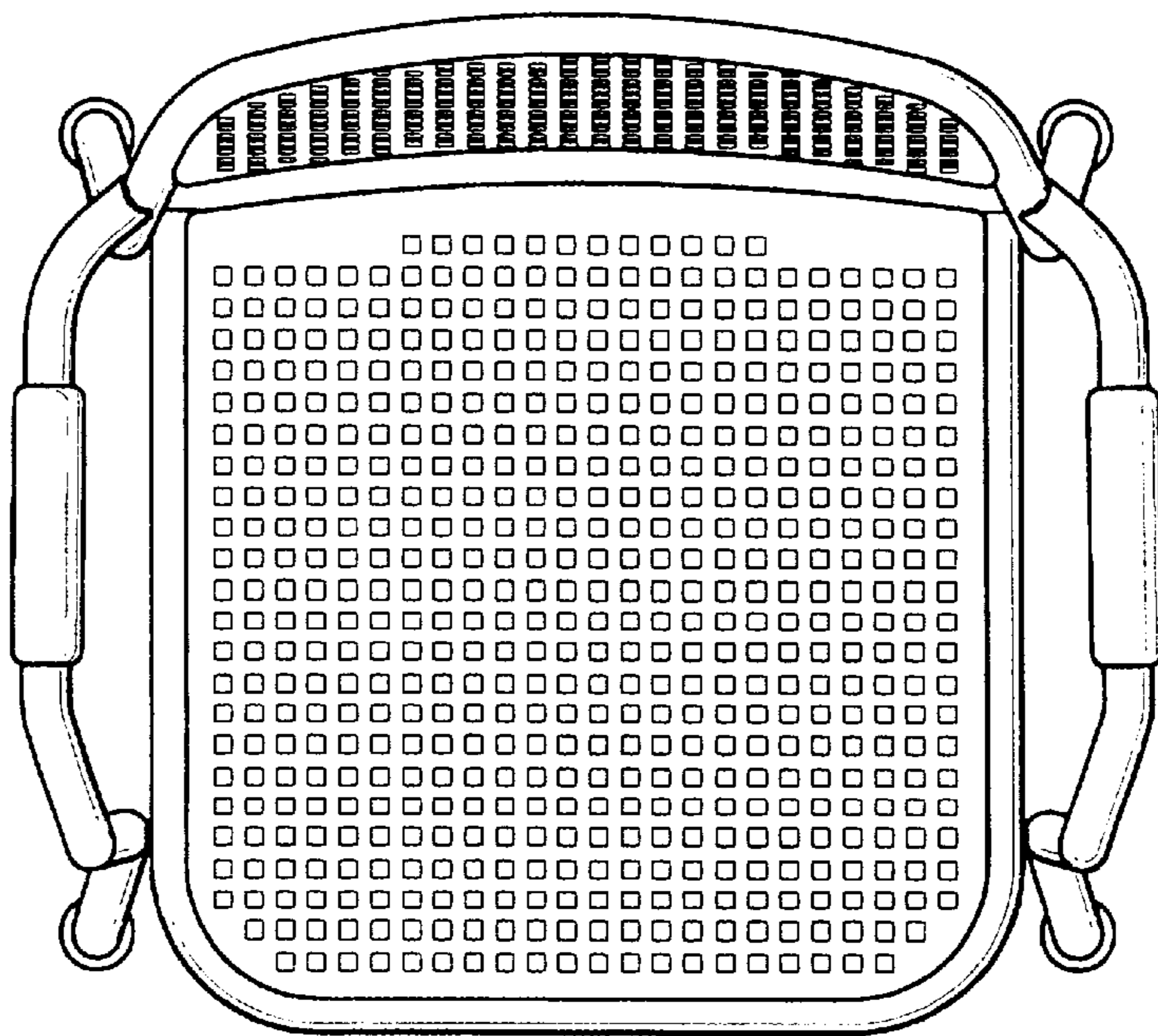


FIG. 2



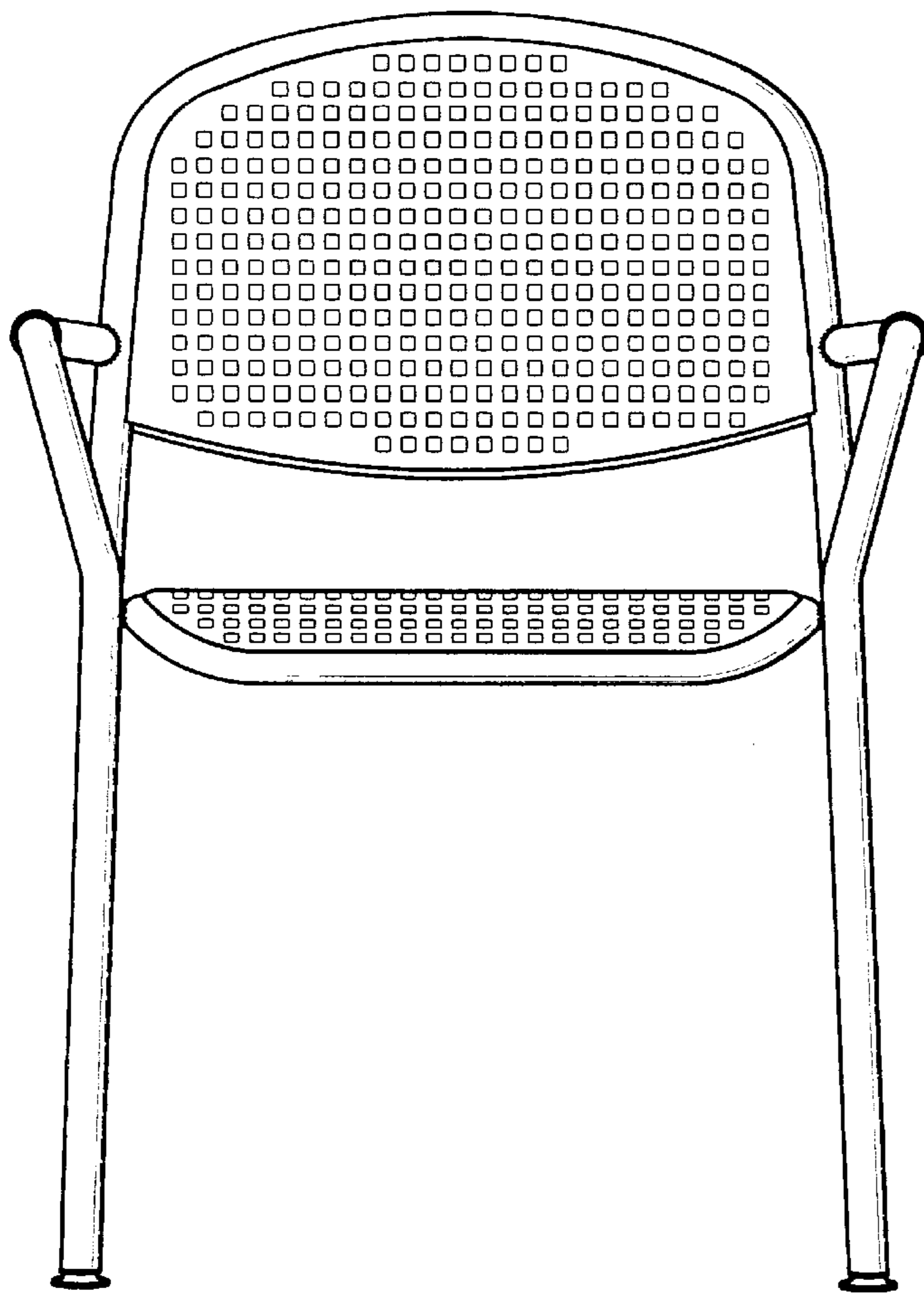


FIG. 3

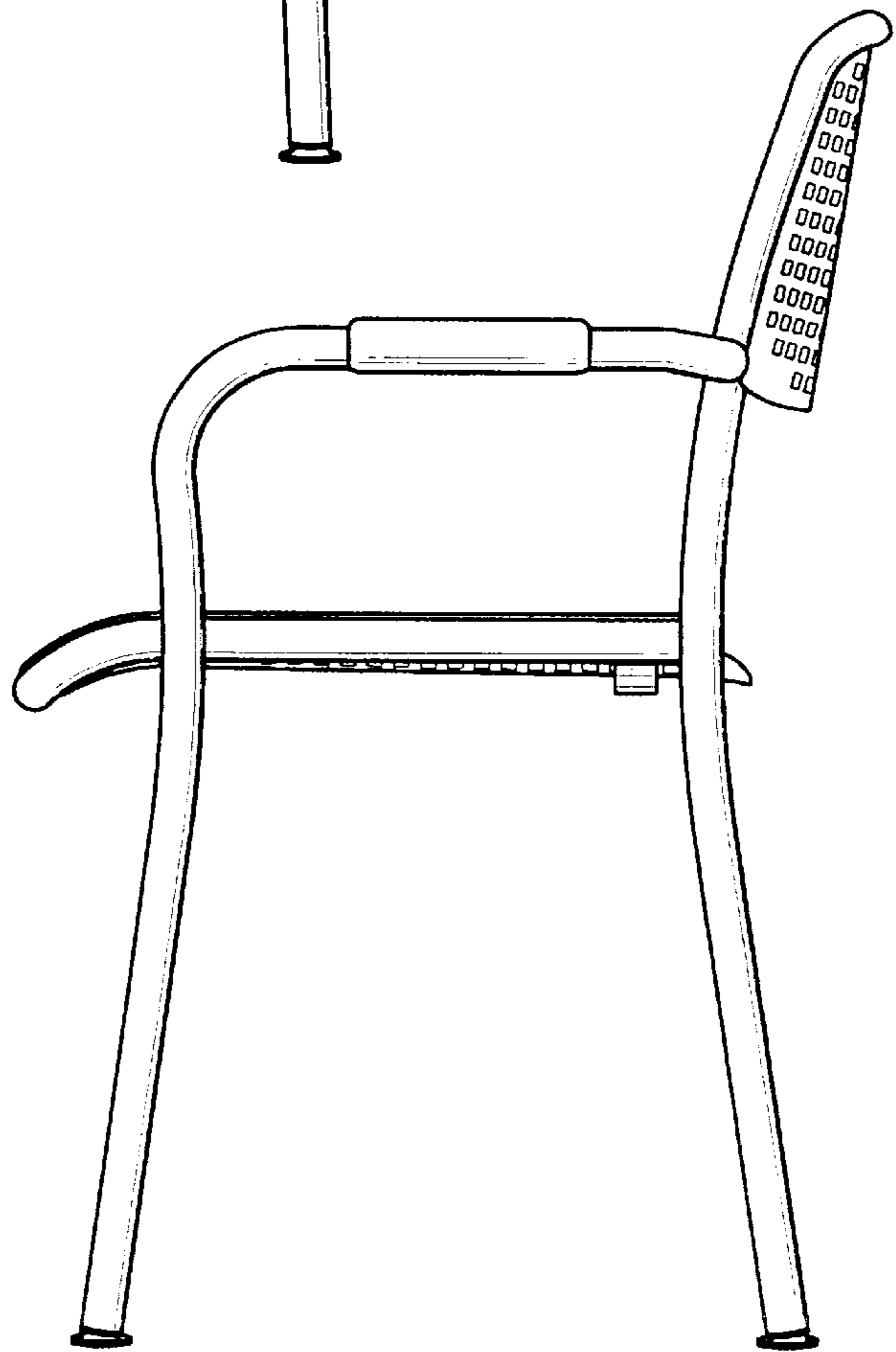


FIG. 4

FIG. 5

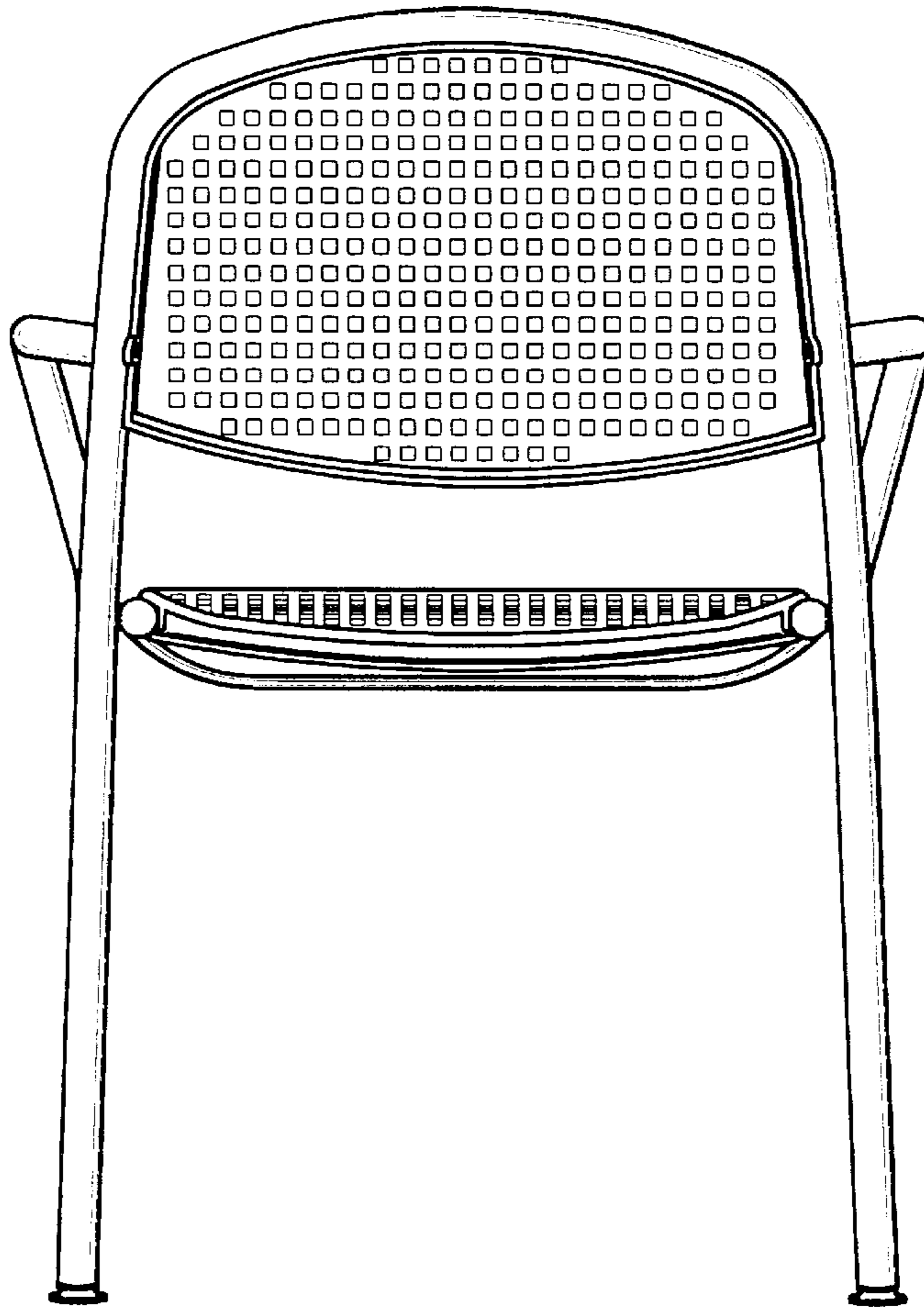


FIG. 6

