



US00D485057S

(12) **United States Design Patent**
Schröer

(10) **Patent No.:** **US D485,057 S**

(45) **Date of Patent:** **** Jan. 13, 2004**

(54) **CASE FOR HOLDING AN OBJECT**

D449,442 S * 10/2001 Snider D3/294

D468,524 S * 1/2003 Sinton et al. D3/203

D474,886 S * 5/2003 Fleming et al. D3/203

(75) Inventor: **Fred Schröer**, Amsterdam (NL)

(73) Assignee: **Three Tees International Investment B.V.** (NL)

* cited by examiner

(**) Term: **14 Years**

Primary Examiner—Catherine R. Oliver

(74) *Attorney, Agent, or Firm*—Ostrolenk, Faber, Gerb & Soffen, LLP

(21) Appl. No.: **29/176,794**

(22) Filed: **Feb. 26, 2003**

Related U.S. Application Data

(62) Division of application No. 29/142,566, filed on May 29, 2001.

(30) **Foreign Application Priority Data**

Nov. 29, 2000 (NL) 77773-00

(51) **LOC (7) Cl.** **03-01**

(52) **U.S. Cl.** **D3/203**

(58) **Field of Search** D3/203, 201, 205, D3/206, 294, 276, 273, 272, 905; D9/420, 423, 424; 206/349, 372, 373, 531, 534.1, 459.1, 535

(56) **References Cited**

U.S. PATENT DOCUMENTS

D404,917 S * 2/1999 Miller et al. D3/294

(57) **CLAIM**

The ornamental design for a case for holding an object, as shown and described.

DESCRIPTION

FIG. 1 is a perspective view of a case for holding an object, showing my new design;

FIG. 2 is a front view thereof, the rear view being identical;

FIG. 3 is a side view thereof, the opposite side view being identical;

FIG. 4 is a top view thereof;

FIG. 5 is a bottom view thereof; and,

FIG. 6 is a bottom perspective view shown in an open position.

1 Claim, 3 Drawing Sheets





FIG 1

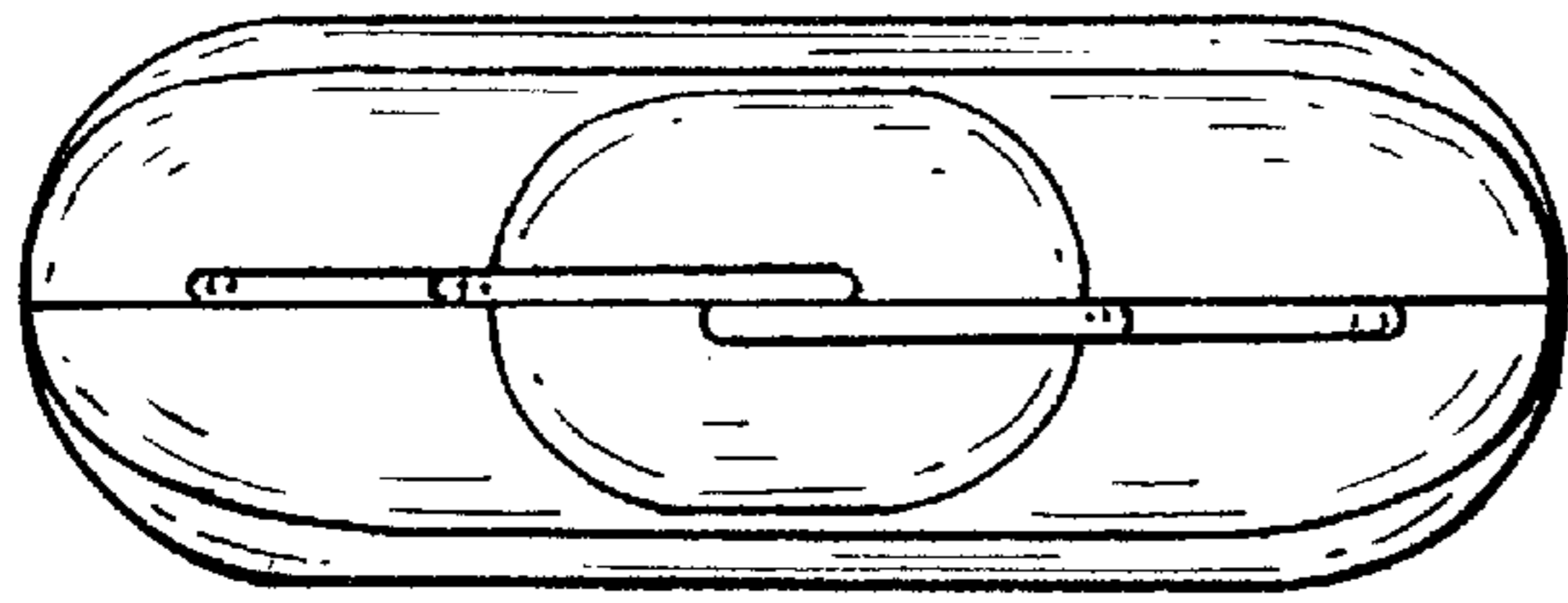


FIG 4

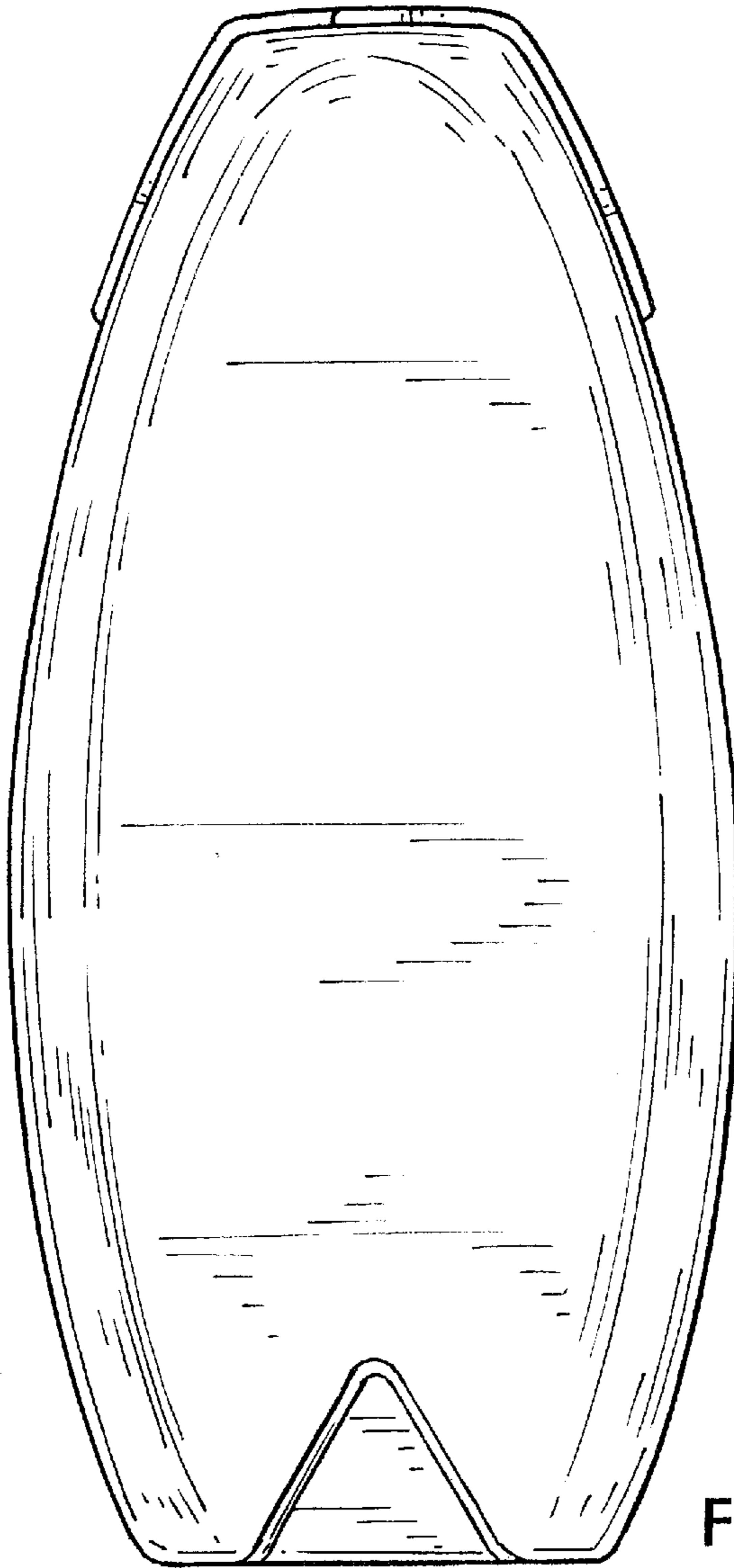


FIG 2

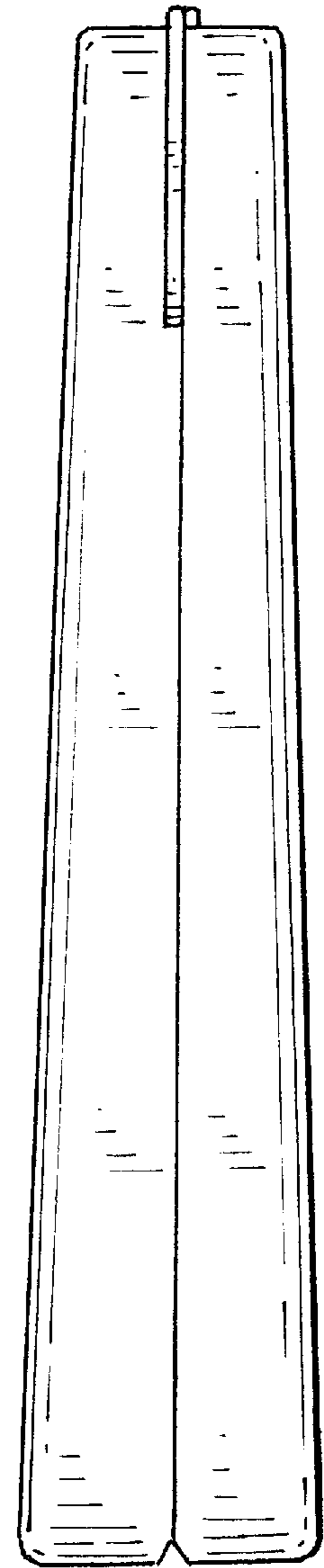


FIG 3

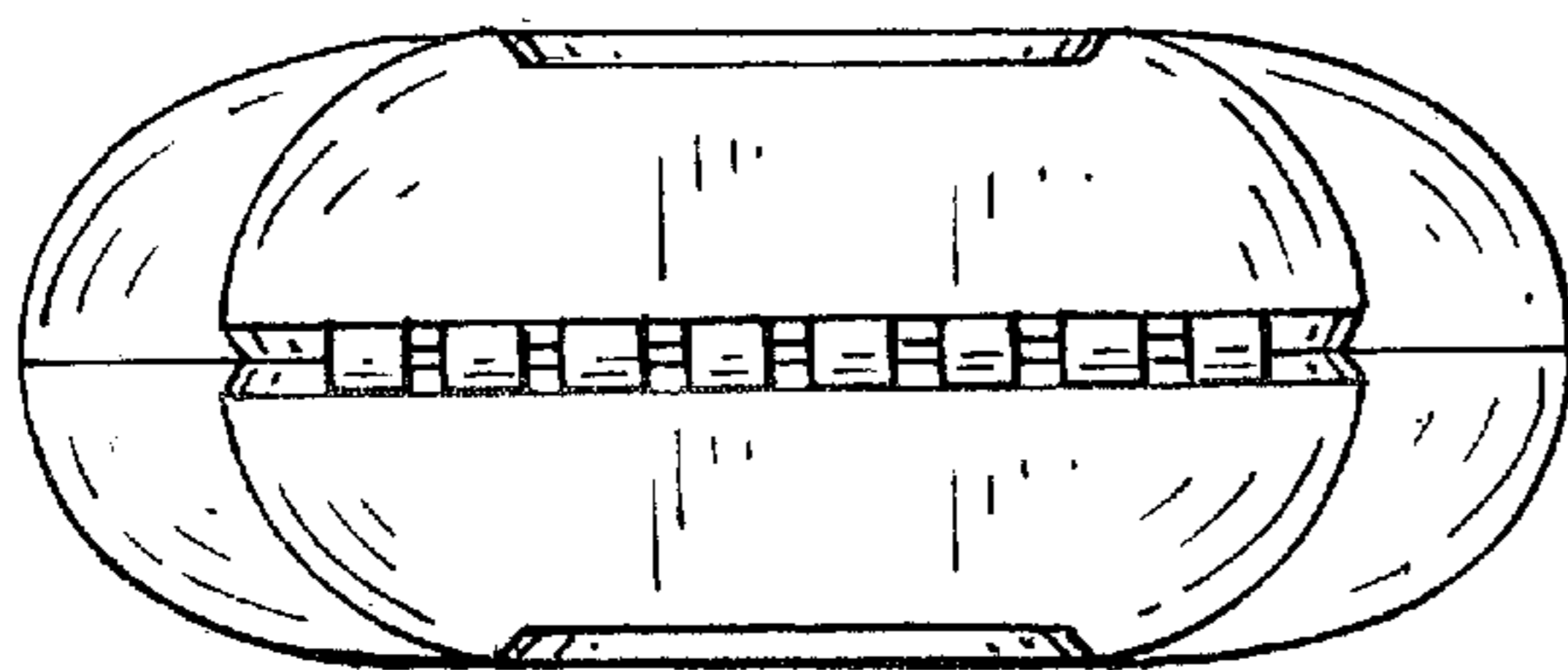


FIG 5

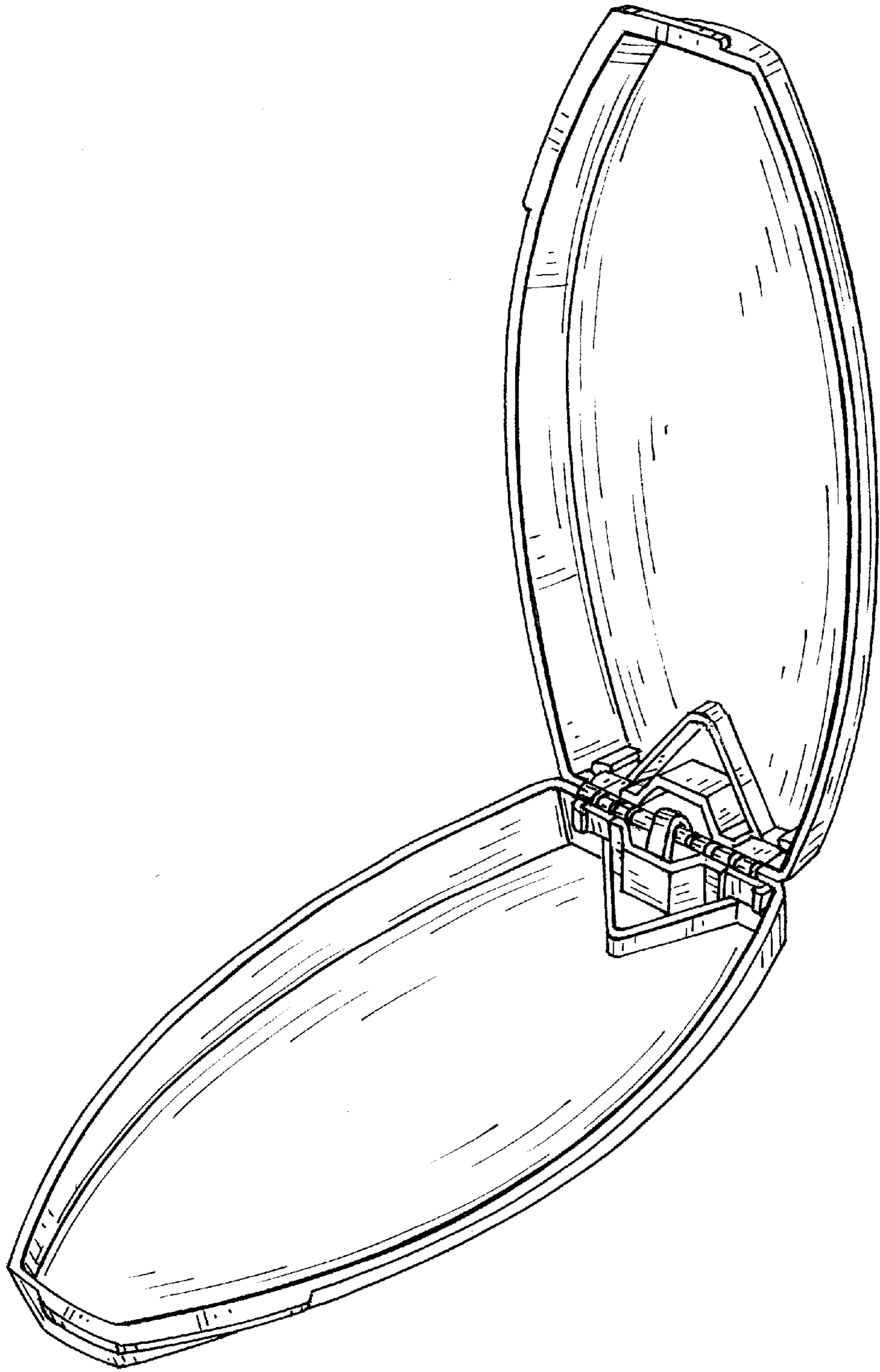


FIG. 6