



US00D485053S

(12) **United States Design Patent**
McDowell

(10) **Patent No.:** **US D485,053 S**
(45) **Date of Patent:** **** Jan. 13, 2004**

- (54) **PORTION OF A SHOE MIDSOLE**
- (75) Inventor: **Sean M. McDowell**, Beaverton, OR (US)
- (73) Assignee: **Nike, Inc.**, Beaverton, OR (US)
- (**) Term: **14 Years**
- (21) Appl. No.: **29/183,291**
- (22) Filed: **Jun. 11, 2003**
- (51) **LOC (7) Cl.** **02-99**
- (52) **U.S. Cl.** **D2/972; D2/964**
- (58) **Field of Search** D2/896, 902, 907, D2/942, 944, 964, 967, 972-974; 36/28, 45, 50.1, 77 M, 77 R, 83, 88, 113, 114, 126-130

- D450,437 S * 11/2001 Simpson et al. D2/946
- D462,830 S * 9/2002 Greene D2/946
- 6,457,261 B1 * 10/2002 Crary 36/28
- D474,581 S 5/2003 Cooper
- D474,582 S 5/2003 Cooper
- D476,474 S * 7/2003 McDowell D2/972

OTHER PUBLICATIONS

Nike Footwear Catalog Holiday 2001, p. 33, published Feb. 2001.
 Nike Footwear Catalog Holiday 2003, p. 36, published Mar. 2003.
 Nike Footwear Catalog Holiday 2003, p. 83, published Mar. 2003.

* cited by examiner

Primary Examiner—Dominic Simone
 (74) *Attorney, Agent, or Firm*—Banner & Witcoff, Ltd.

(56) **References Cited**

U.S. PATENT DOCUMENTS

- 413,693 A * 10/1889 Walker 36/28
- 1,088,328 A * 2/1914 Cucinotta 36/28
- D325,288 S * 4/1992 Richard et al. D2/977
- D344,398 S 2/1994 Kilgore
- D344,399 S 2/1994 Kilgore
- D344,400 S 2/1994 Kilgore
- D350,018 S 8/1994 Kilgore
- D350,225 S 9/1994 Kilgore
- D350,227 S 9/1994 Kilgore
- D351,057 S 10/1994 Kilgore
- D351,720 S 10/1994 Kilgore
- D429,877 S 8/2000 Lozano et al.
- D431,898 S 10/2000 Clegg et al.
- D433,216 S 11/2000 Avar et al.
- D447,330 S 9/2001 McCourt

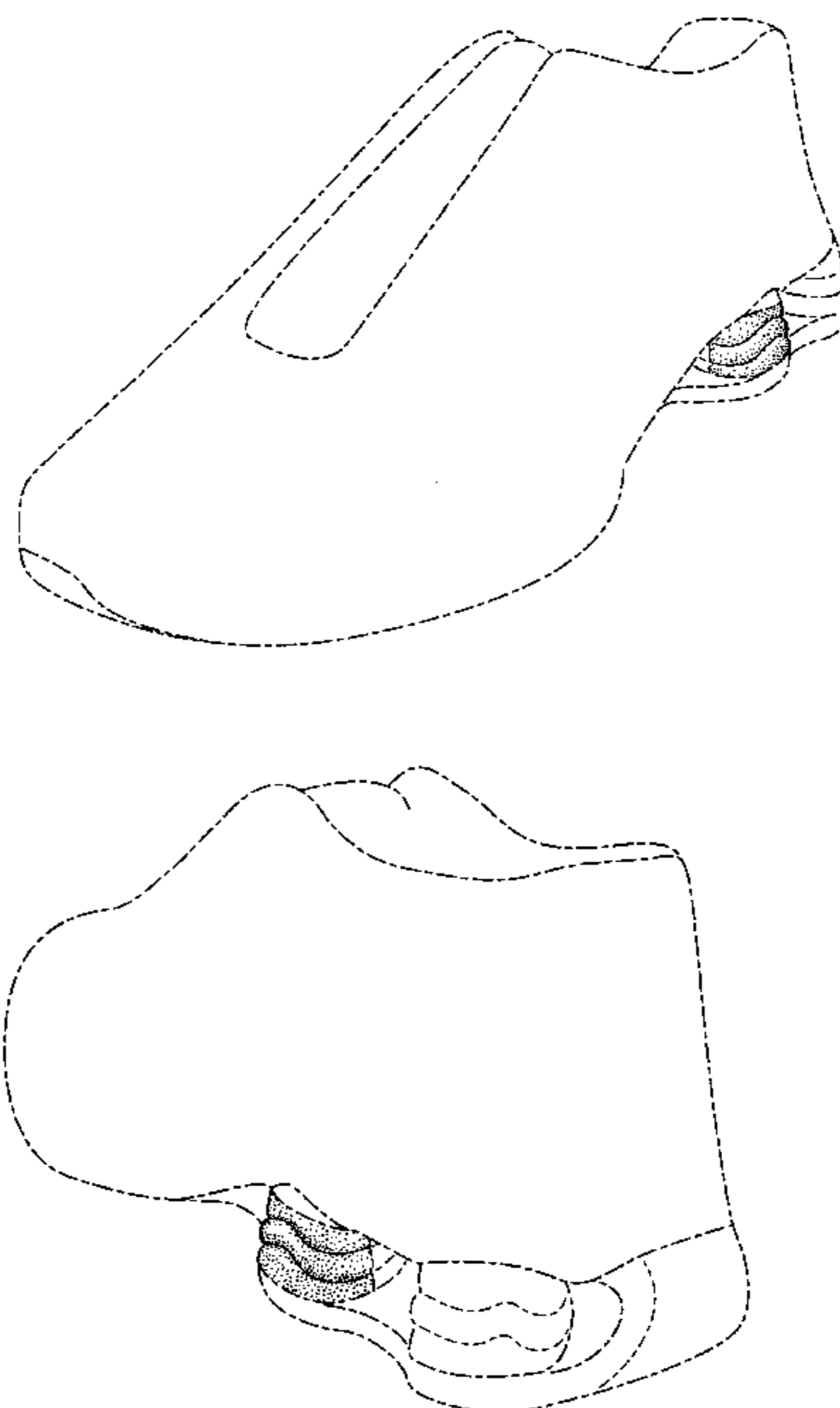
(57) **CLAIM**

The ornamental design for a portion of a shoe midsole, as shown and described.

DESCRIPTION

FIG. 1 is a perspective view of a portion of a shoe midsole showing my new design;
 FIG. 2 is a second perspective view thereof; and,
 FIG. 3 is a side view thereof.
 The uneven broken line immediately adjacent to the shaded area represents an unclaimed boundary of the design. The uneven broken line showing of the remainder of the shoe is for illustrative purposes only and forms no part of the claimed design.

1 Claim, 3 Drawing Sheets



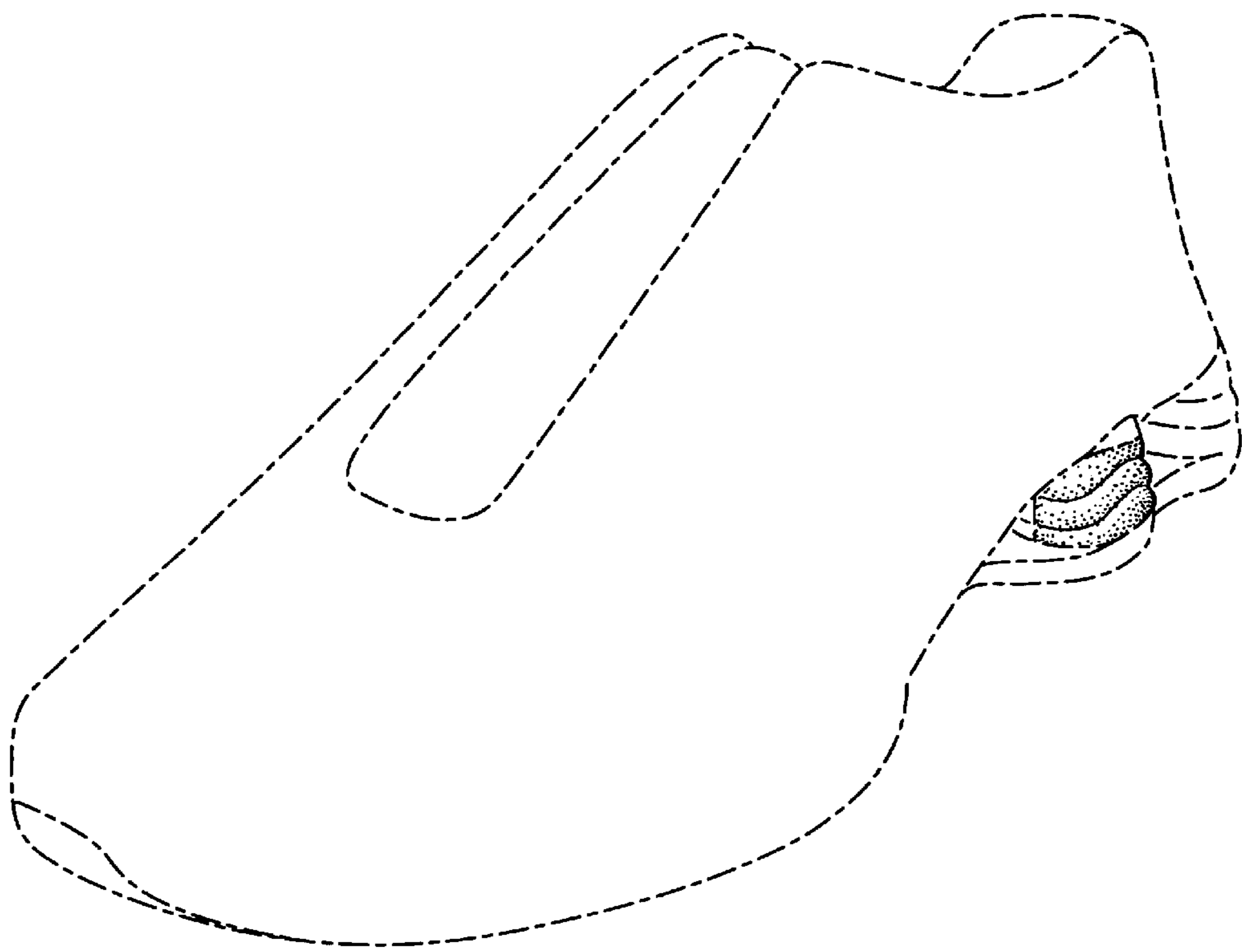


FIG. 1

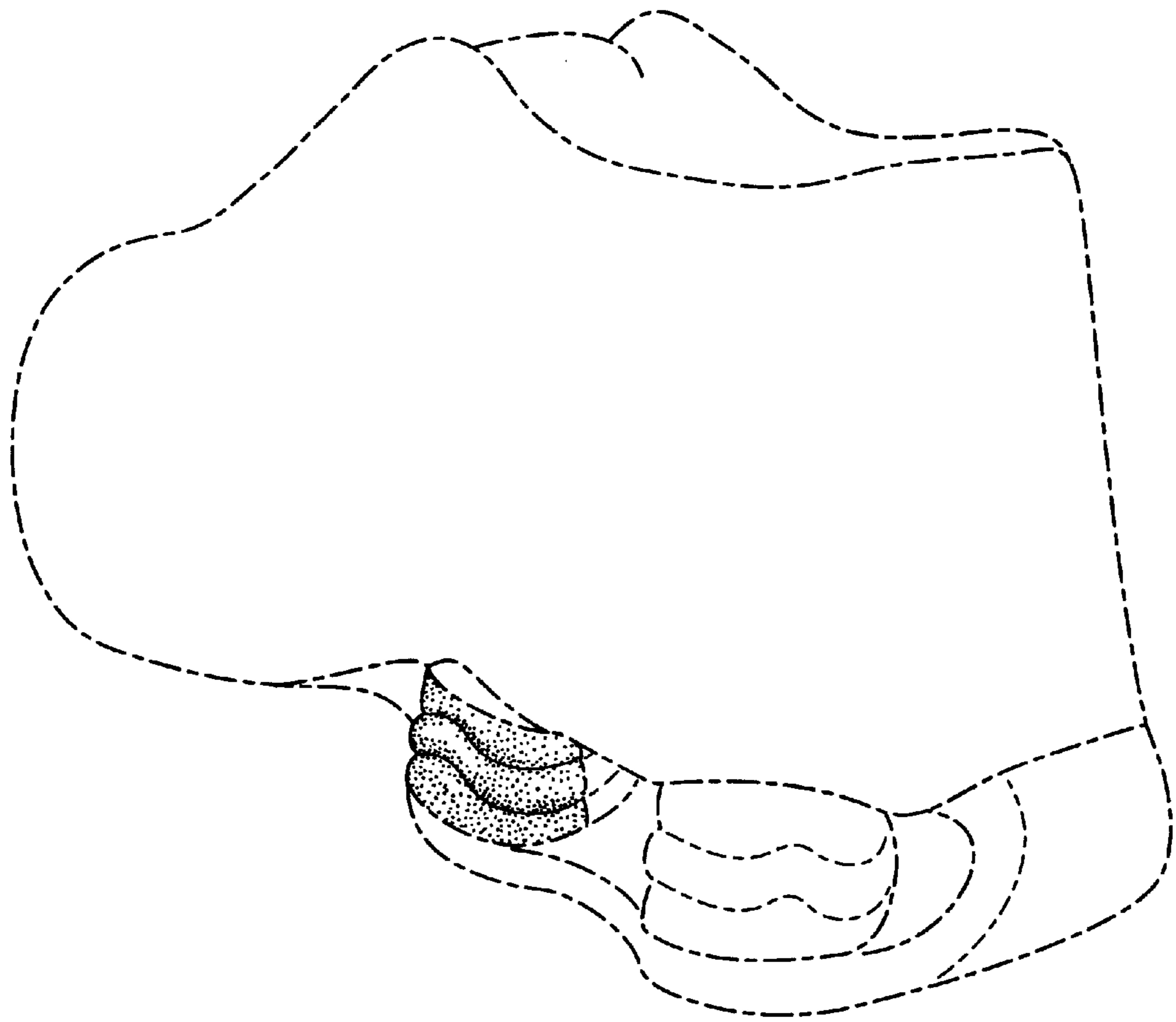


FIG. 2

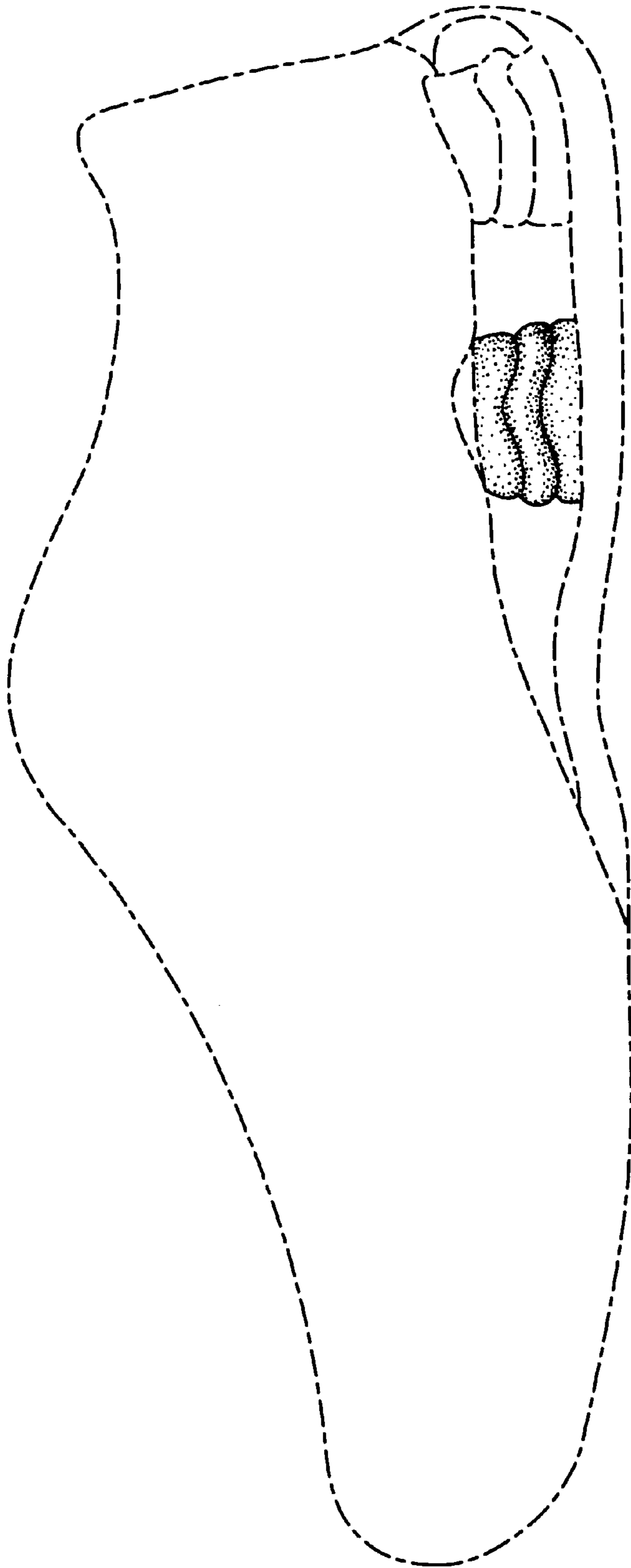


FIG. 3