



US00D485045S

(12) **United States Design Patent**
Davis, Jr.

(10) **Patent No.:** **US D485,045 S**

(45) **Date of Patent:** **** Jan. 6, 2004**

(54) **COIN HOLDER OR DISPENSER**

(76) **Inventor:** **Elijah Douglas Davis, Jr., 622**
Colorado Woods Ct., Orlando, FL (US)
32824

(**) **Term:** **14 Years**

(21) **Appl. No.:** **29/176,064**

(22) **Filed:** **Feb. 14, 2003**

(51) **LOC (7) Cl.** **99-00**

(52) **U.S. Cl.** **D99/34**

(58) **Field of Search** D99/34, 35, 36,
D99/28; 206/0.81, 0.83, 0.84; 453/49, 50,
54

(56) **References Cited**

U.S. PATENT DOCUMENTS

200,962	A	*	3/1878	Amesbury	453/54
D20,977	S	*	8/1891	Kleberg et al.	D99/34
954,589	A	*	4/1910	Reizenstein	453/54
2,654,376	A	*	10/1953	Hultberg	453/54

D210,699	S	*	4/1968	Miziolek	D99/34
D289,217	S	*	4/1987	Murphy	D99/34
D395,131	S	*	6/1998	Steinhagen	D99/34
D455,245	S	*	4/2002	Bakker	D99/34

* cited by examiner

Primary Examiner—Paula A. Mortimer
(74) *Attorney, Agent, or Firm*—Sturm & Fix LLP

(57) **CLAIM**

The ornamental design for a coin holder or dispenser, as shown and described.

DESCRIPTION

FIG. 1 is a perspective view of the coin holder or dispenser incorporating my decorative design;
FIG. 2 is a top plan view thereof;
FIG. 3 is a bottom plan view thereof;
FIG. 4 is a side elevation view thereof, the right and left sides being identical; and,
FIG. 5 is an end view thereof, the opposite ends being identical.

1 Claim, 1 Drawing Sheet

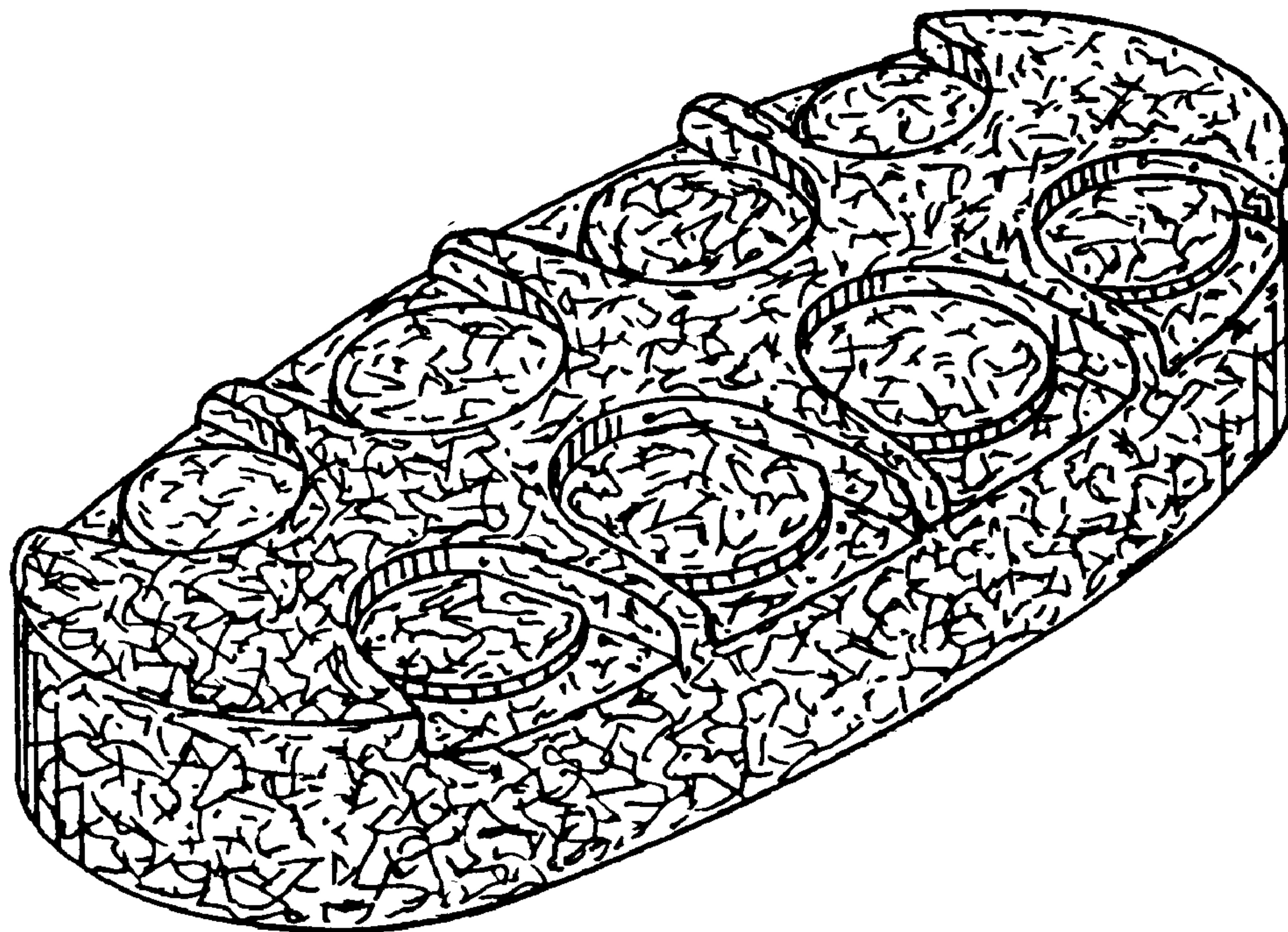


Fig. 1

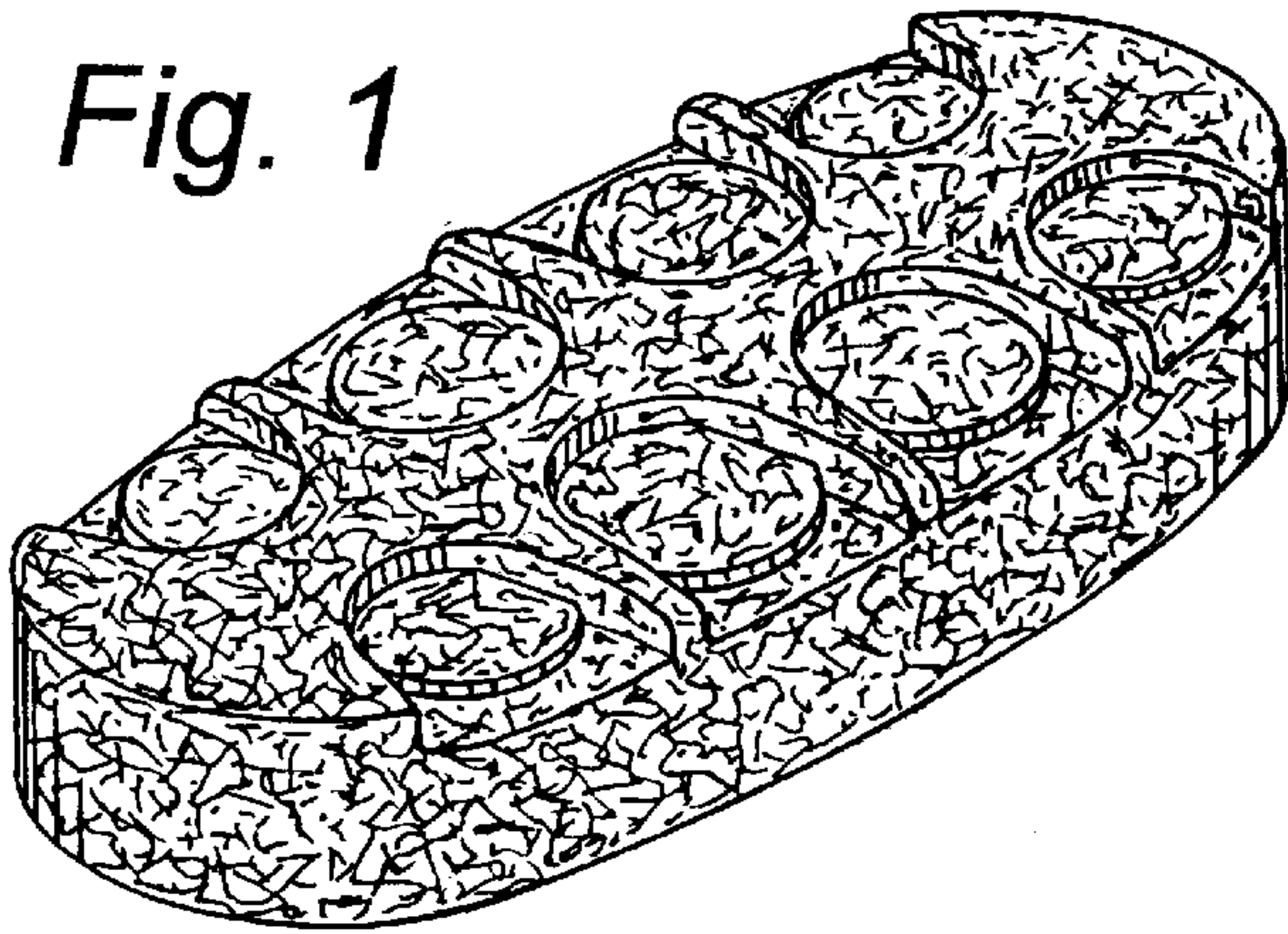


Fig. 5

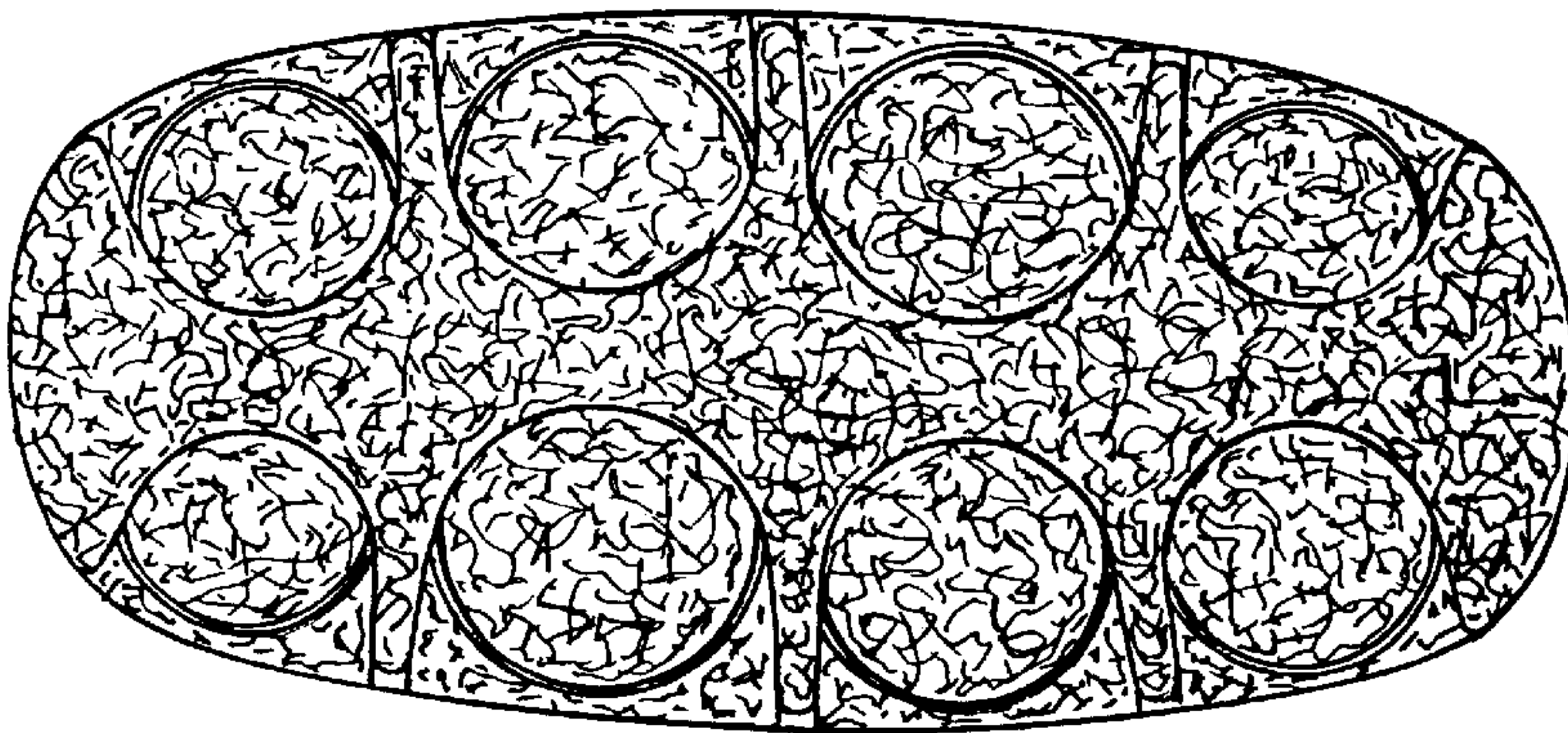


Fig. 2

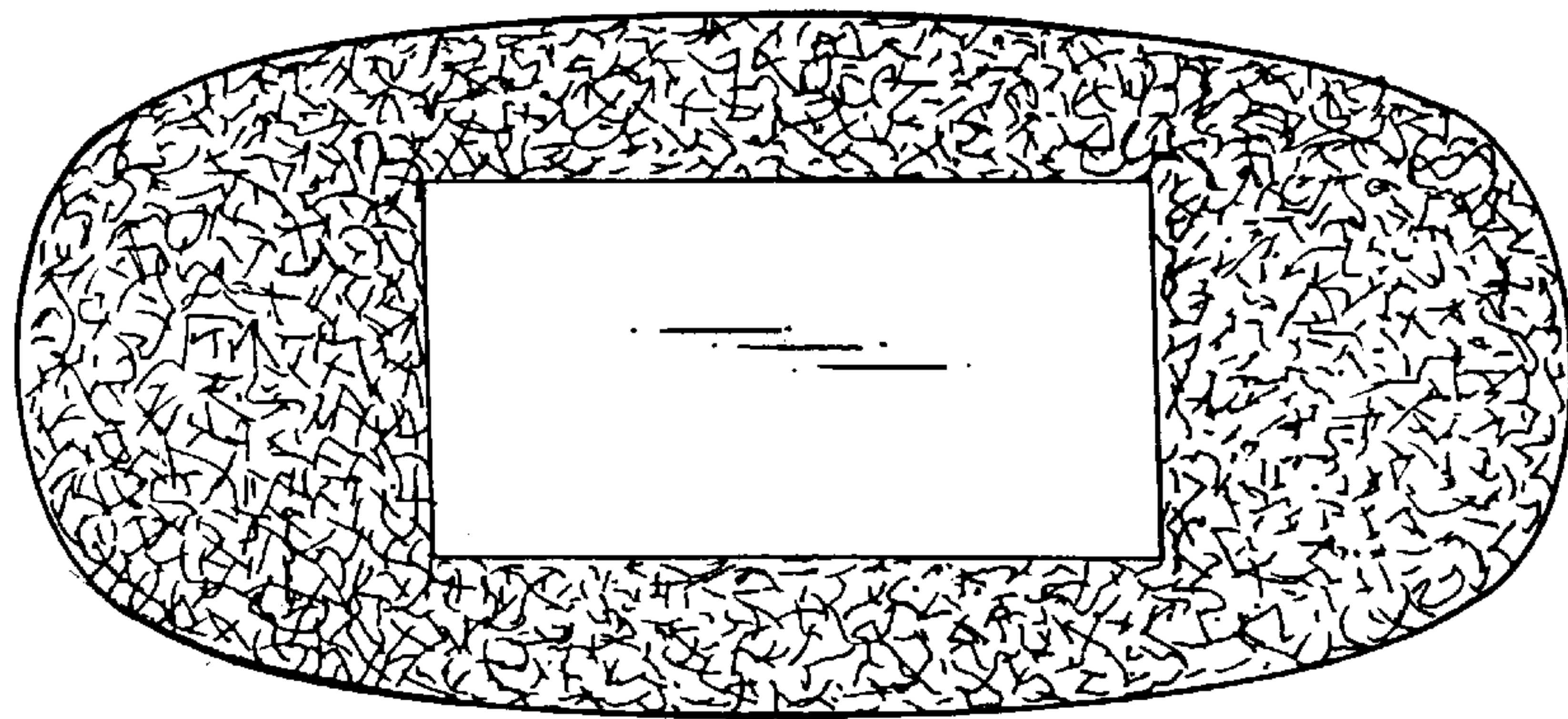


Fig. 3




Fig. 4