



US00D485044S

(12) **United States Design Patent**  
**Stoll et al.**

(10) **Patent No.:** **US D485,044 S**

(45) **Date of Patent:** **\*\* Jan. 6, 2004**

(54) **MAILBOX**

(76) Inventors: **Stephen Stoll**, 706 Millstone, Rochester Hills, MI (US) 48309; **Wayne Summerhill**, 6620 Austin Peay Hwy., Arlington, TN (US) 38002

(\*\*) Term: **14 Years**

(21) Appl. No.: **29/180,805**

(22) Filed: **Apr. 30, 2003**

(51) **LOC (7) Cl.** ..... **99-00**

(52) **U.S. Cl.** ..... **D99/30**

(58) **Field of Search** ..... D99/28, 29, 30;  
232/17, 19, 24, 32, 38; D30/101, 104, 106;  
119/246

(56) **References Cited**

**U.S. PATENT DOCUMENTS**

4,958,593 A \* 9/1990 Hurlburt et al. .... D30/101 X  
5,950,918 A \* 9/1999 McDonough ..... 232/17

D439,723 S \* 3/2001 Avery ..... D99/30  
D458,726 S \* 6/2002 Wajnerman et al. .... D99/30  
D476,462 S \* 6/2003 Hostetler ..... D99/30  
D479,382 S \* 9/2003 Yeager ..... D99/30

\* cited by examiner

*Primary Examiner*—Paula A. Mortimer  
(74) *Attorney, Agent, or Firm*—Clark Hill PLC

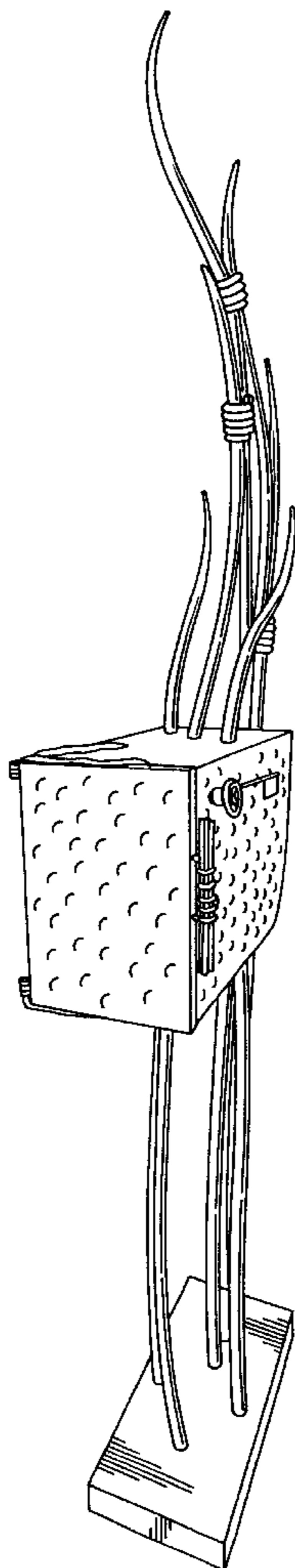
(57) **CLAIM**

The ornamental design for a mailbox, as shown and described.

**DESCRIPTION**

FIG. 1 is a perspective view of a mailbox detailing my new design;  
FIG. 2 is a front view thereof;  
FIG. 3 is a top view thereof;  
FIG. 4 is a right side view thereof;  
FIG. 5 is a rear view thereof; and,  
FIG. 6 is a left side view thereof.

**1 Claim, 3 Drawing Sheets**



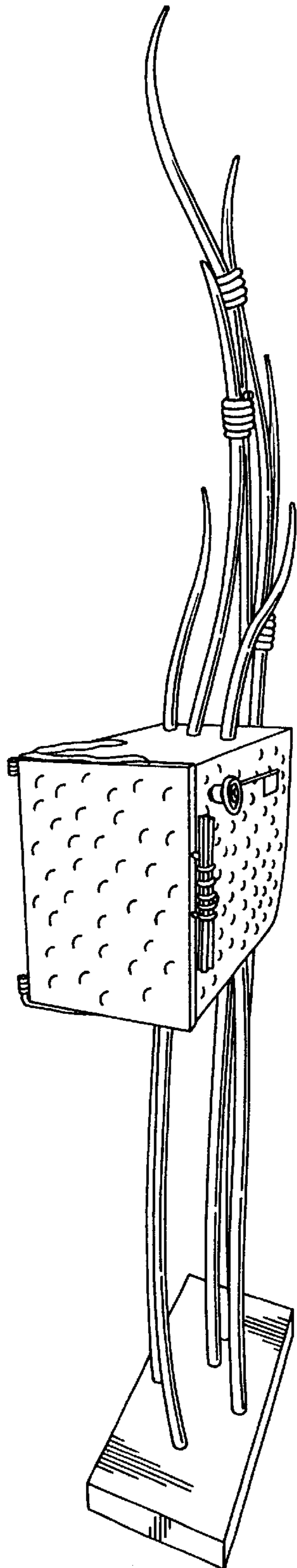


FIG. 1

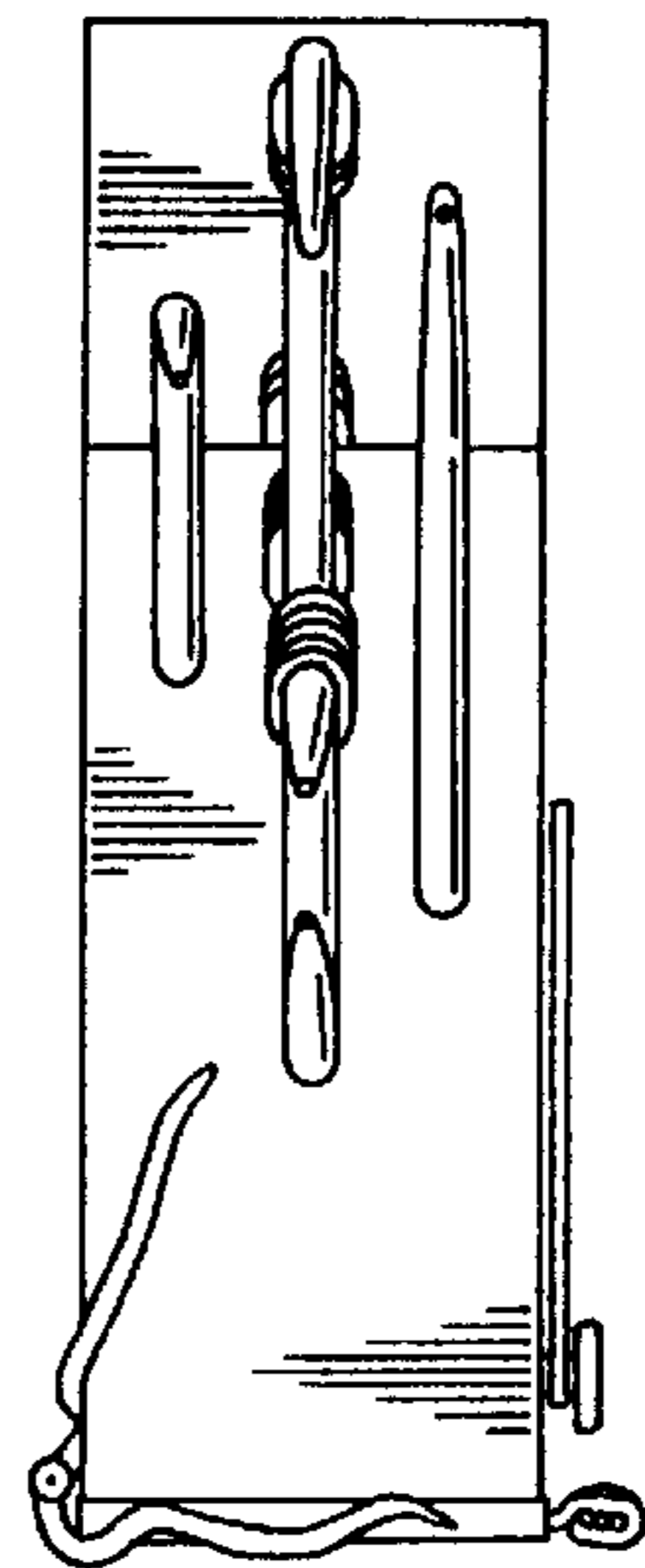


FIG. 6

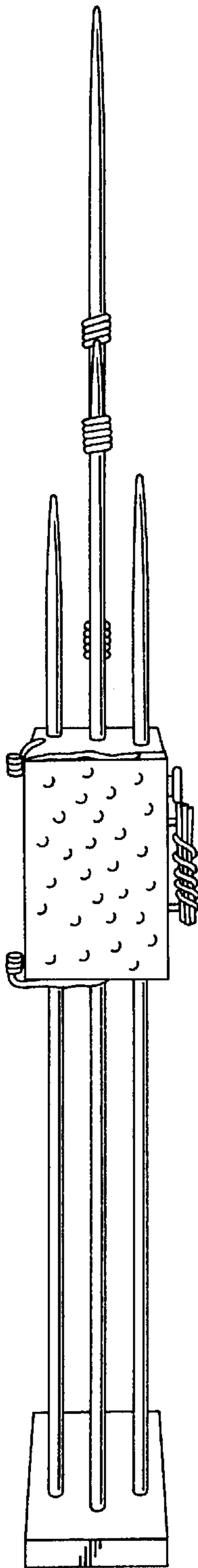


FIG. 2

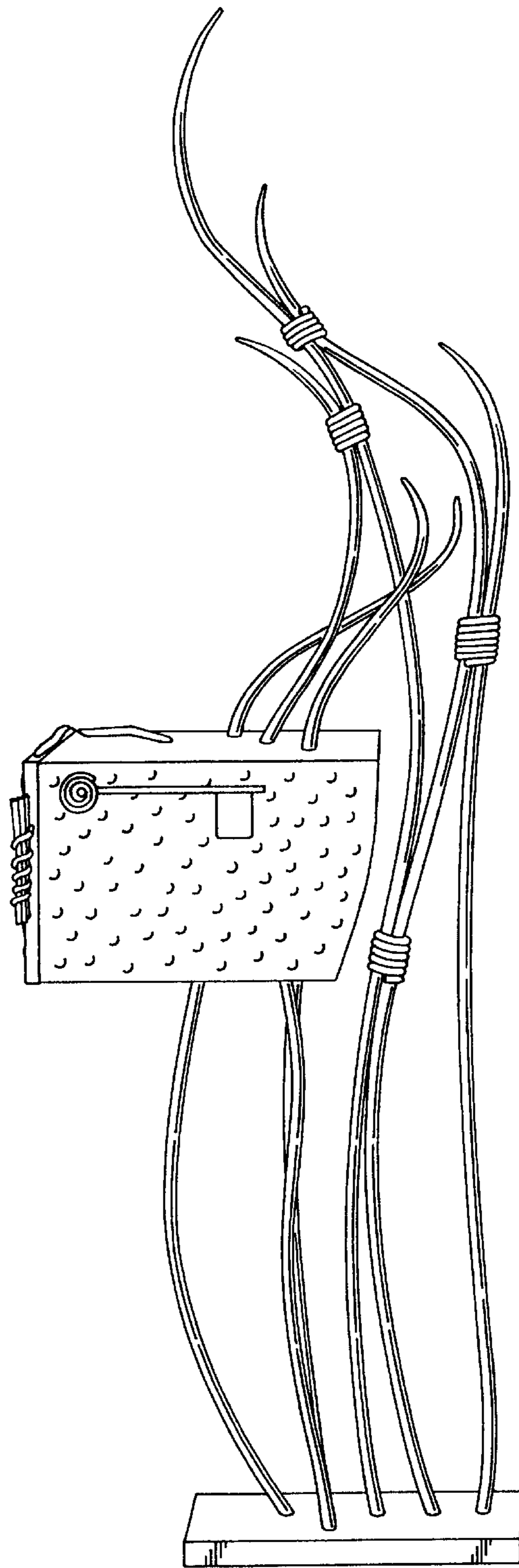


FIG. 3

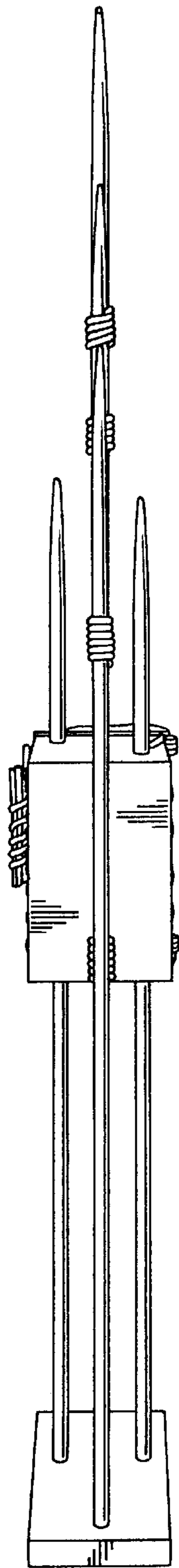


FIG. 4

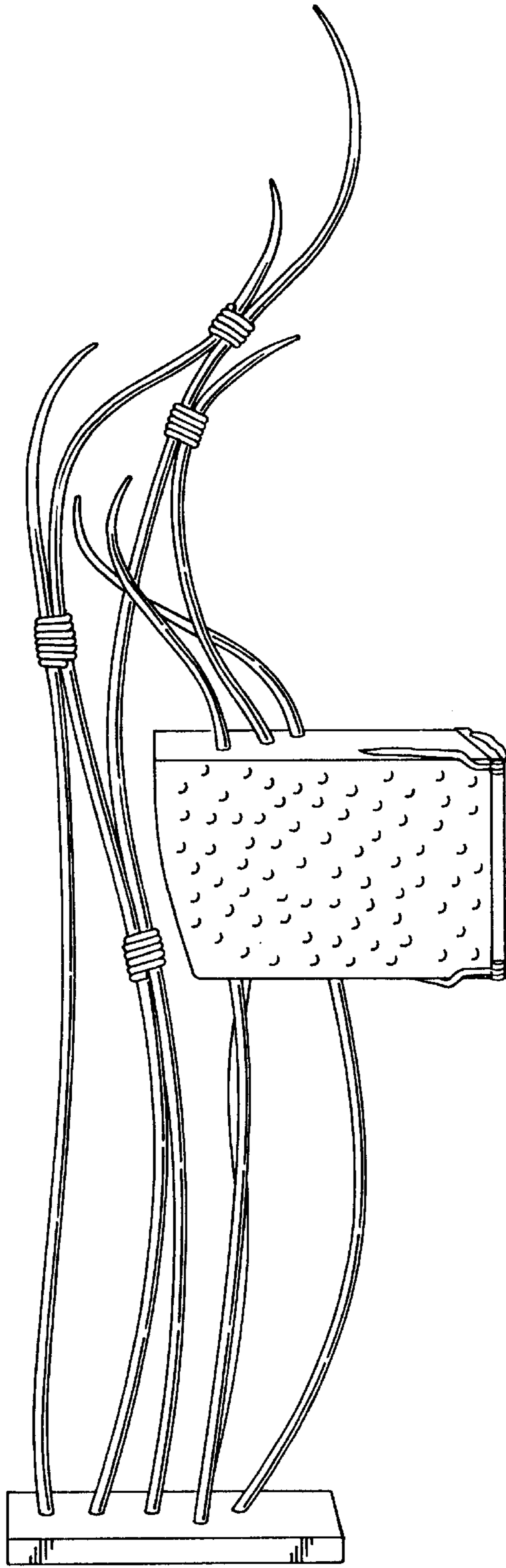


FIG. 5