



US00D485042S

(12) **United States Design Patent**
Paris et al.

(10) **Patent No.:** **US D485,042 S**

(45) **Date of Patent:** **** Jan. 6, 2004**

(54) **DOOR FOR SECURITY SAFES AND GUN CABINETS**

(75) Inventors: **Chad P. Paris**, Camillus, NY (US);
Scott W. Osiecki, Skaneateles, NY (US)

(73) Assignee: **John D. Brush Co., Inc.**, Rochester, NY (US)

(**) Term: **14 Years**

(21) Appl. No.: **29/175,770**

(22) Filed: **Feb. 10, 2003**

(51) **LOC (7) Cl.** **25-02**

(52) **U.S. Cl.** **D99/28; D99/43**

(58) **Field of Search** D99/28, 35, 43;
109/45, 50, 59 R, 59 T, 64, 249; 70/315,
432, 304, 278.1; 312/347, 263; 220/8; D6/559,
448; 232/4 R

(56) **References Cited**

U.S. PATENT DOCUMENTS

D281,920 S * 12/1985 Lacka D99/28
4,669,394 A * 6/1987 Fogleman et al. 109/59 T

D297,195 S * 8/1988 Warwicker D6/559
D308,276 S * 5/1990 Appelbaum D99/28
D308,744 S * 6/1990 Arauchi D99/28
D380,793 S * 7/1997 Conwell D99/28 X
D393,393 S * 4/1998 Greger D6/559
5,890,439 A * 4/1999 McGunn 109/47
D461,617 S * 8/2002 Gardner D99/28
6,490,893 B1 * 12/2002 Benion 70/63

* cited by examiner

Primary Examiner—Paula A. Mortimer

(74) *Attorney, Agent, or Firm*—Jaeckle Fleischmann & Mugal, LLP

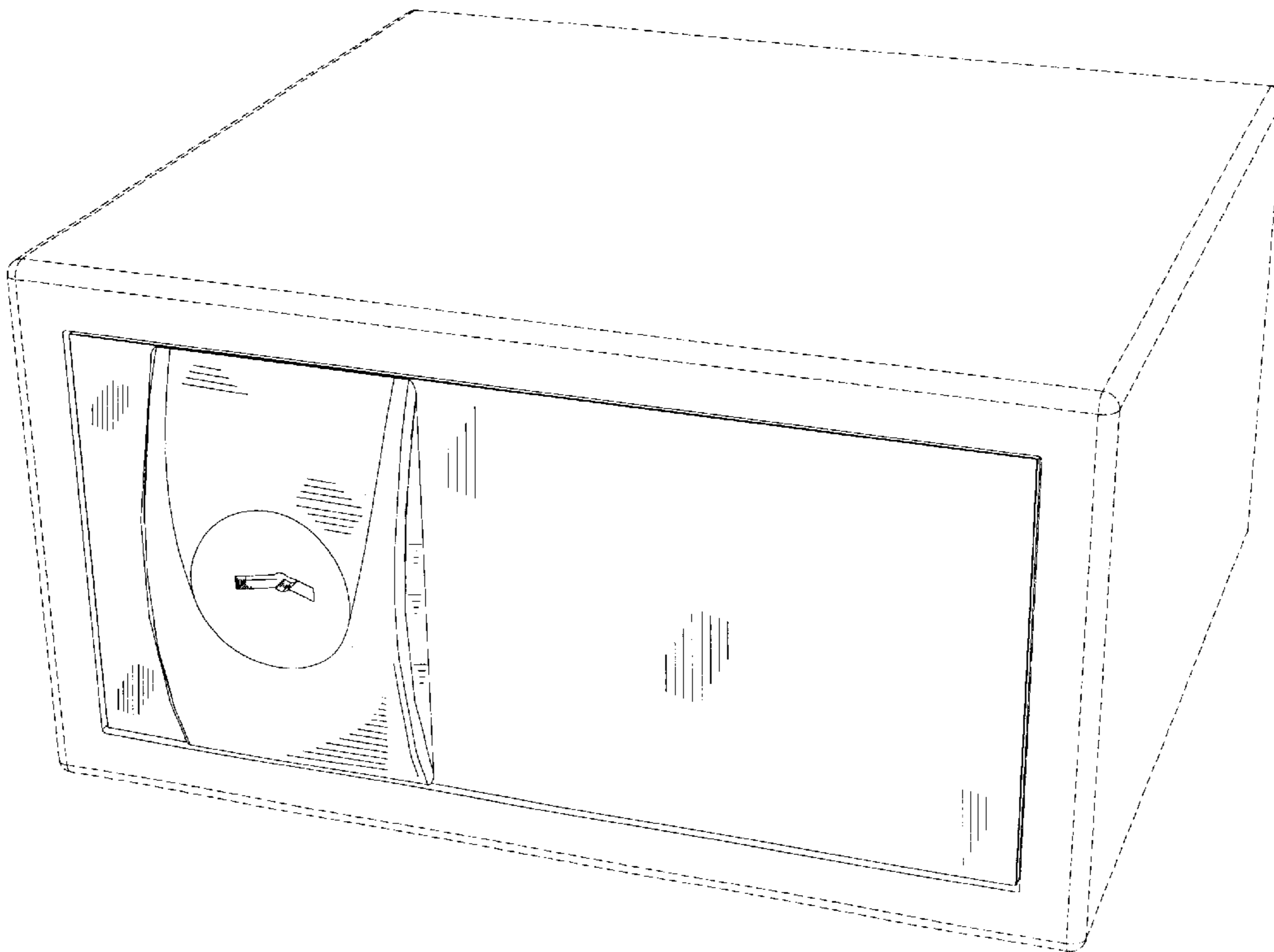
(57) **CLAIM**

The ornamental design for a door for security safes and gun cabinets, as shown and described.

DESCRIPTION

FIG. 1 is a perspective view of the design;
FIG. 2 is a top view of the design;
FIG. 3 is an elevation view of the design; and,
FIG. 4 is a side view of the design.
The broken line showing of a security safe is for illustrative purposes only and forms no part of the claimed design.

1 Claim, 2 Drawing Sheets



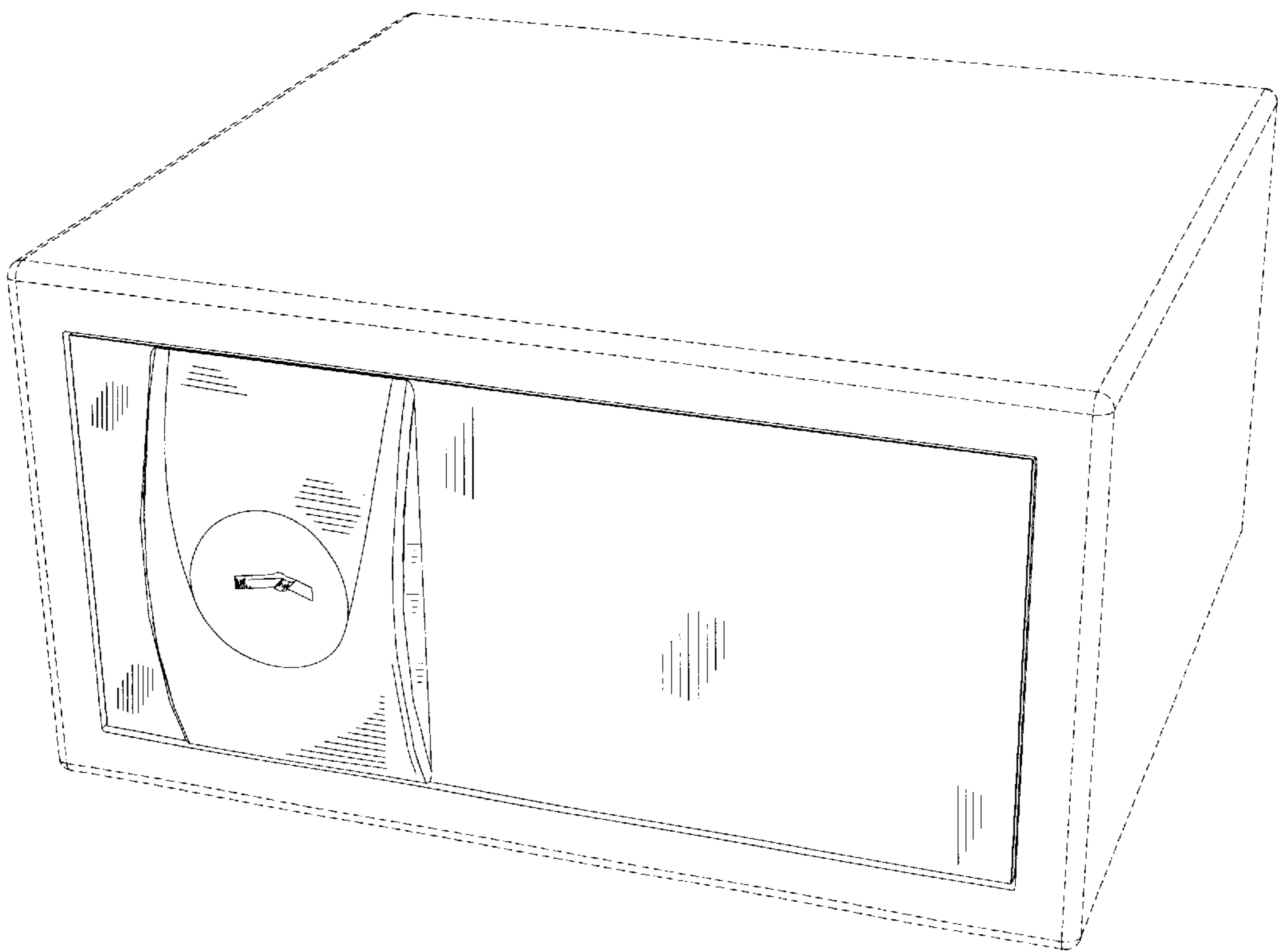


Fig. 1




Fig. 2

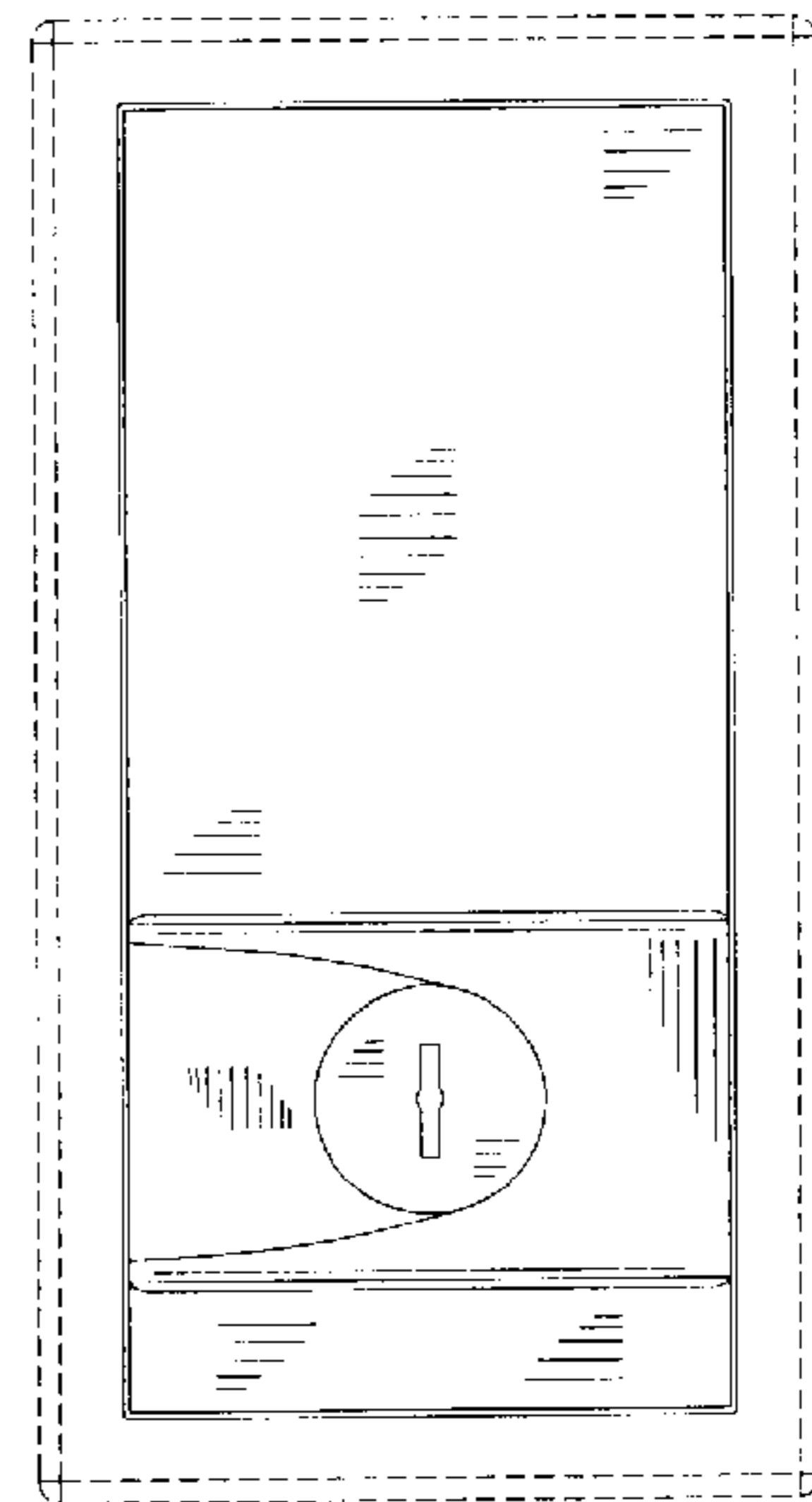


Fig. 3




Fig. 4