



US00D485040S

(12) **United States Design Patent**  
**Barmes, Sr.**

(10) **Patent No.:** **US D485,040 S**  
(45) **Date of Patent:** **\*\* Jan. 6, 2004**

(54) **GROUND SAFE**  
(75) Inventor: **Marvin L. Barmes, Sr.**, Vincennes, IN  
(US)  
(73) Assignee: **Dutch Pipe, Ltd.**, Nassau (BS)  
(\*\*) Term: **14 Years**

2,326,414 A \* 8/1943 Thompson ..... 220/4.27  
D251,995 S \* 5/1979 Bell ..... D99/28  
4,369,717 A 1/1983 Bollier  
4,625,658 A 12/1986 Hodges  
5,179,901 A 1/1993 Adcock  
D338,317 S \* 8/1993 Woodward ..... D99/28  
D338,761 S \* 8/1993 Hector ..... D99/28

\* cited by examiner

(21) Appl. No.: **29/175,344**  
(22) Filed: **Feb. 3, 2003**

*Primary Examiner*—Paula A. Mortimer  
(74) *Attorney, Agent, or Firm*—Brinks Hofer Gilson & Lione

(51) **LOC (7) Cl.** ..... **25-02**  
(52) **U.S. Cl.** ..... **D99/28**  
(58) **Field of Search** ..... D99/28, 35, 36;  
27/8; 220/4.27; 206/503, 821; 109/45, 47,  
82

(57) **CLAIM**

I claim the ornamental design for a ground safe, as shown and described.

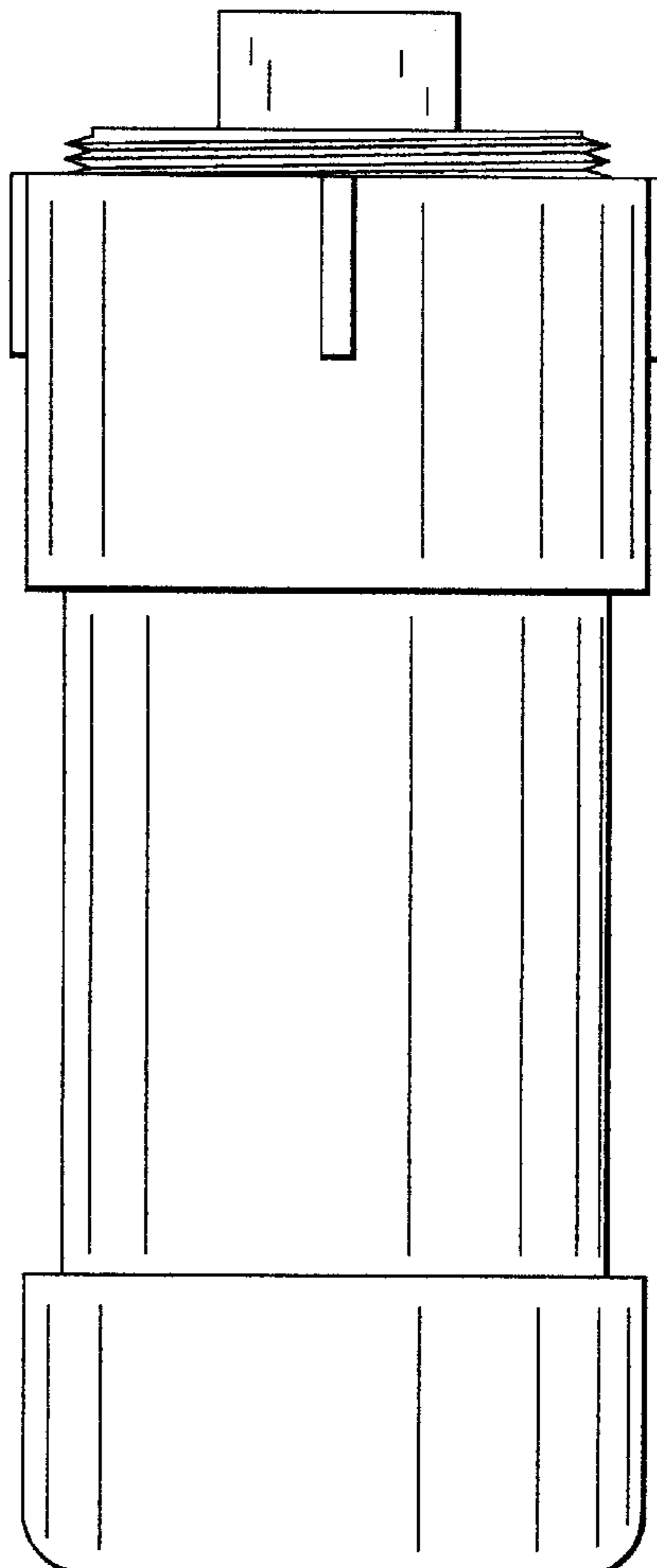
(56) **References Cited**  
**U.S. PATENT DOCUMENTS**

**DESCRIPTION**

FIG. 1 is a side elevation view of a ground safe illustrating the present invention, all sides being identical;  
FIG. 2 is a top plan view of the ground safe taken from the top of FIG. 1; and,  
FIG. 3 is a bottom plan view of the ground safe of FIG. 1.

801,100 A 10/1905 McFarland  
1,590,824 A \* 6/1926 Hill ..... 27/8  
1,954,667 A 4/1934 Ernst  
1,965,296 A 7/1934 Miller

**1 Claim, 1 Drawing Sheet**



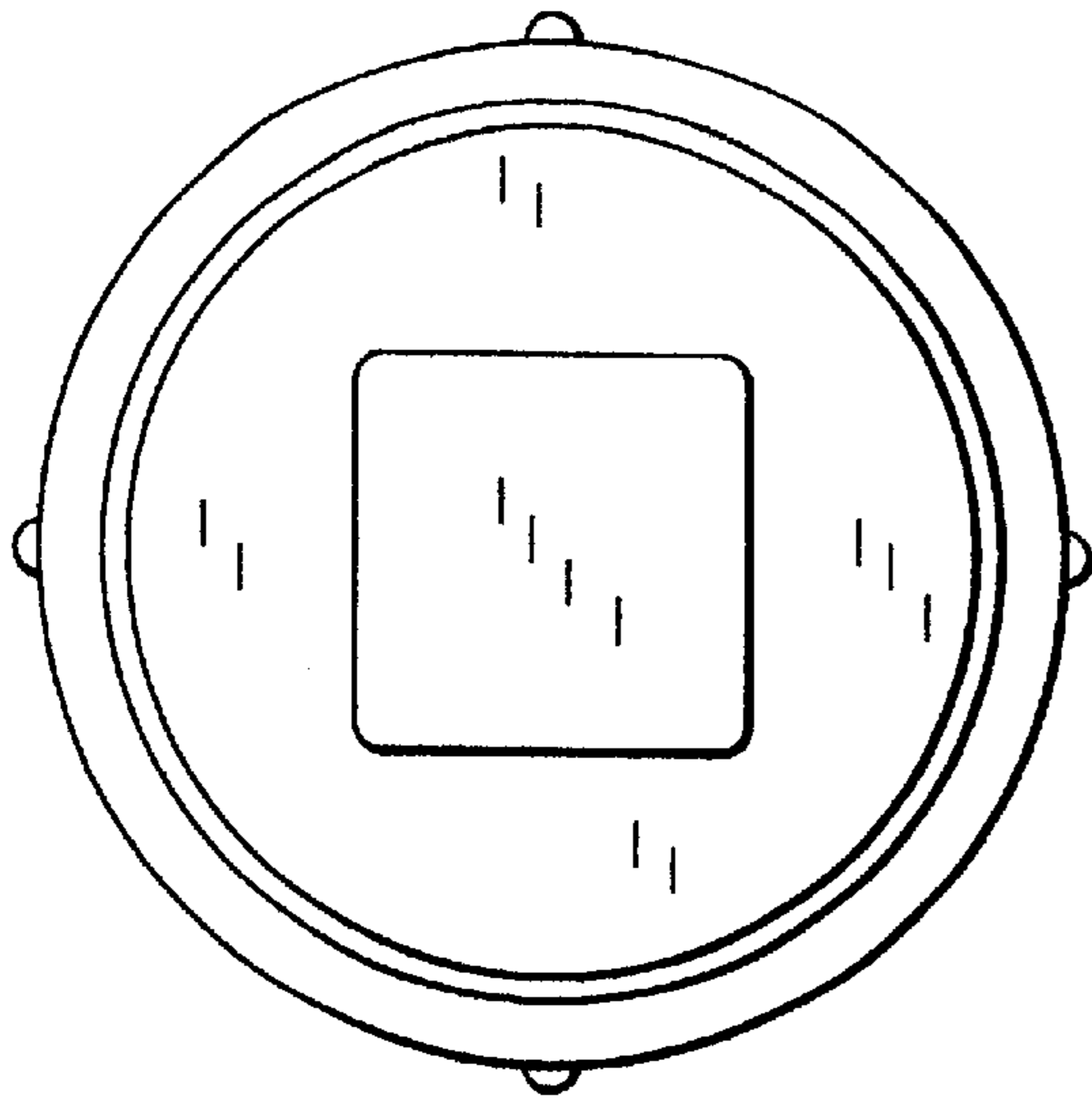


Fig. 2

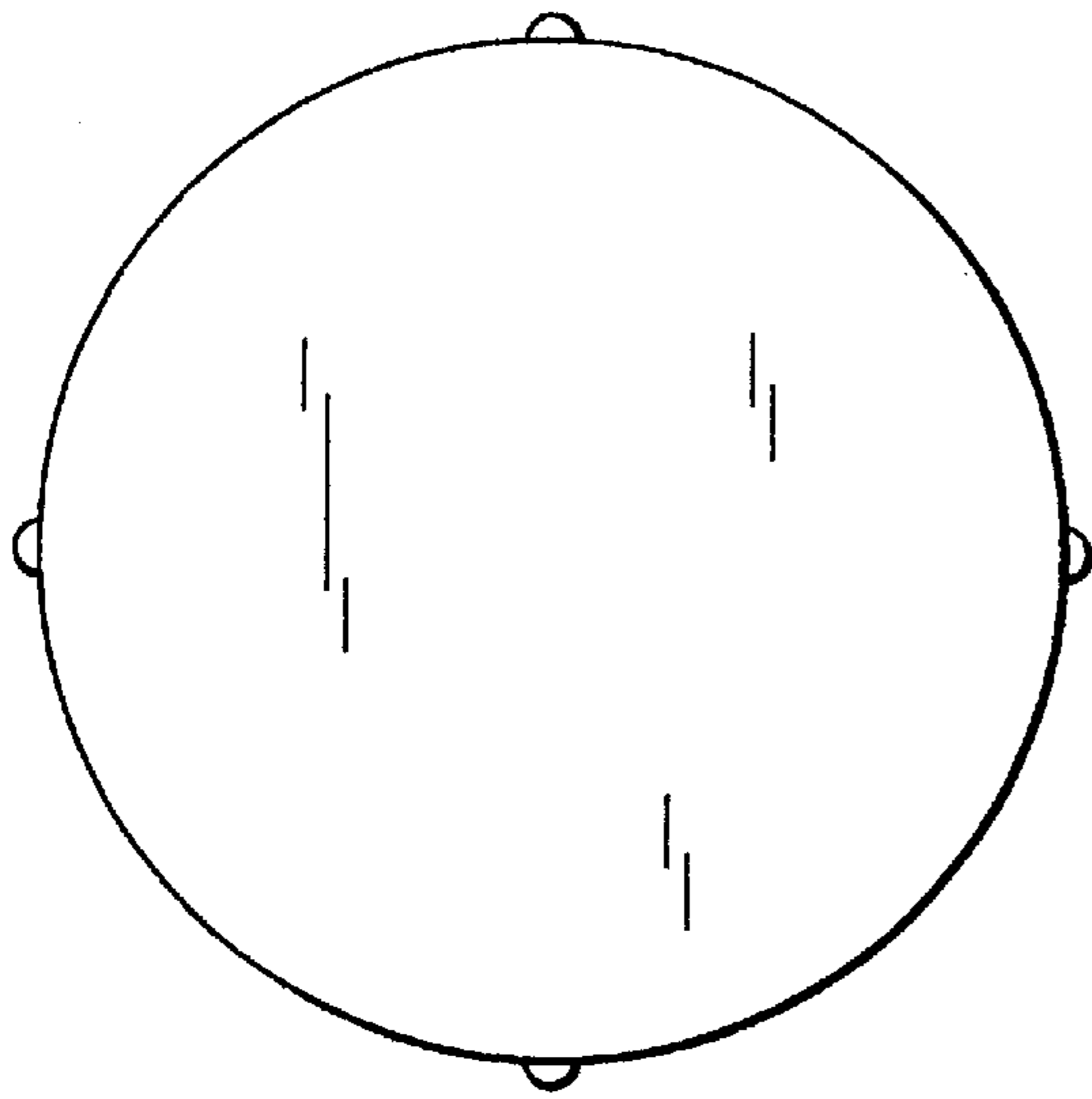


Fig. 3

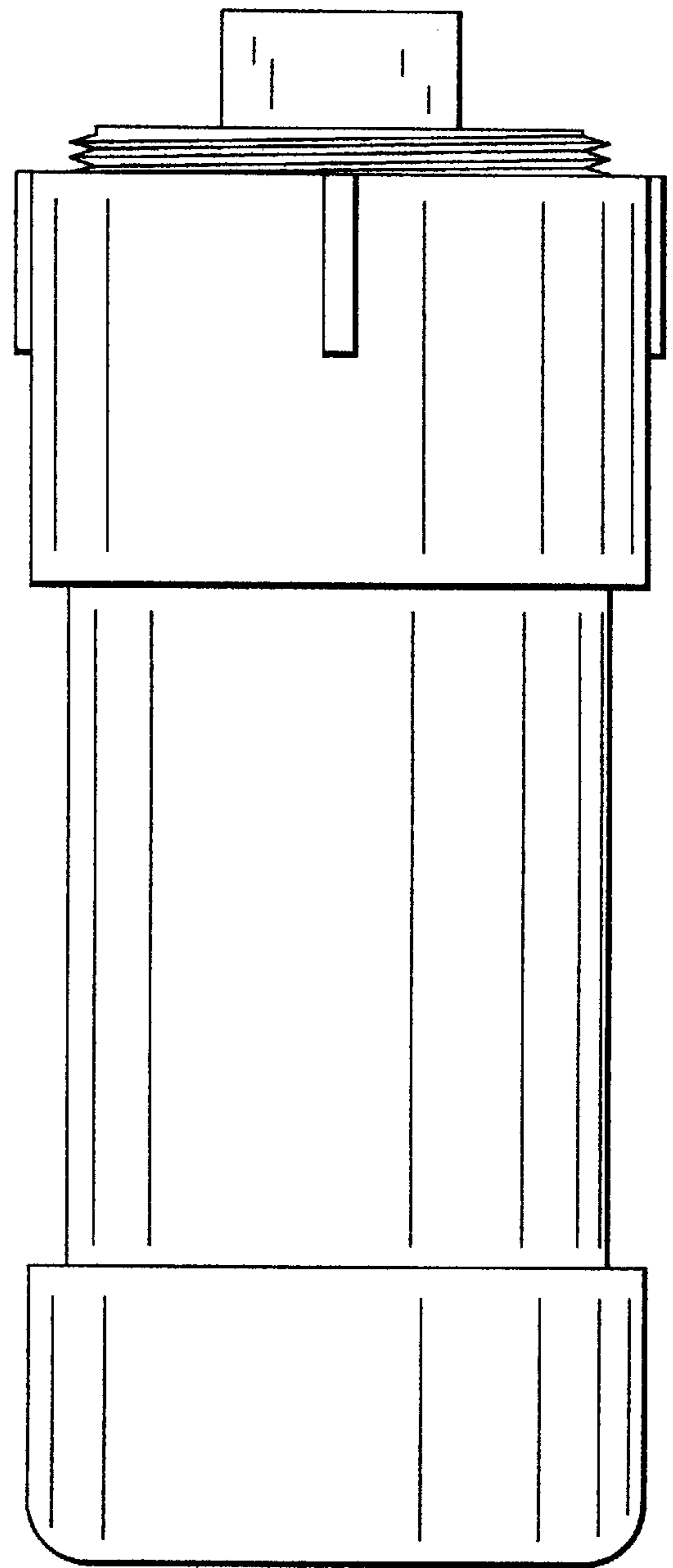


Fig. 1