



US00D485034S

(12) **United States Design Patent**  
**Anderson et al.**

(10) **Patent No.:** **US D485,034 S**  
(45) **Date of Patent:** **\*\* Jan. 6, 2004**

(54) **ICE CHISEL**

**FOREIGN PATENT DOCUMENTS**

(75) Inventors: **Torrence Anderson**, Overland Park, KS (US); **Lyle Rosine**, Batavia, IL (US)

CA 2215287 \* 4/1999 ..... A47L/1/06  
CH 596817 \* 3/1978 ..... A47L/1/16  
DE 29912379 \* 12/1999 ..... A47L/13/10

(73) Assignee: **Suncast Corporation**, Batavia, IL (US)

\* cited by examiner

(\*\*) Term: **14 Years**

*Primary Examiner*—Alan P. Douglas

*Assistant Examiner*—Lavone D. Tabor

(21) Appl. No.: **29/183,846**

(74) *Attorney, Agent, or Firm*—McHale & Slavin, P.A.

(22) Filed: **Jun. 16, 2003**

(57) **CLAIM**

(51) **LOC (7) Cl.** ..... **07-05**

The ornamental design for a ice chisel, as shown and described.

(52) **U.S. Cl.** ..... **D32/49**

(58) **Field of Search** ..... D32/40, 42, 46, D32/49; 15/143.1, 105, 236.01, 236.02, 236.05, 236.06, 236.08; 30/169, 171, 172; 16/110.1, 430

**DESCRIPTION**

(56) **References Cited**

**U.S. PATENT DOCUMENTS**

2,946,076 A \* 7/1960 Morgan ..... 15/236.01  
3,274,684 A \* 9/1966 Marks ..... 30/171  
D232,151 S \* 7/1974 Spydevold ..... D32/41  
4,719,660 A \* 1/1988 Hopkins ..... 15/105  
D345,639 S \* 3/1994 Pollak et al. .... D32/42  
D377,698 S \* 1/1997 Schaffer ..... D32/42

FIG. 1 is a perspective view of the ice chisel of the instant invention;

FIG. 2 is a top plan view thereof;


FIG. 3 is a bottom plan view thereof;

FIG. 4 is a right side view thereof, the left side forming a mirror image;


FIG. 5 is a front view thereof; and,

FIG. 6 is a back view thereof.

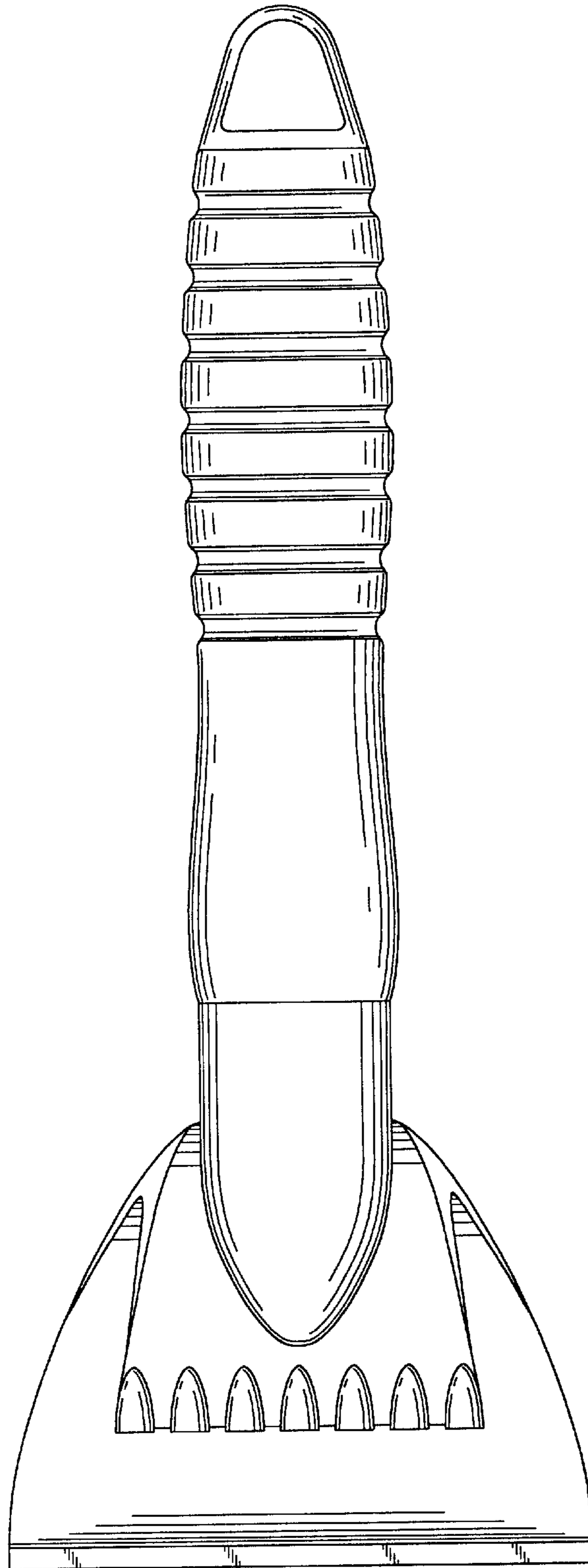
**1 Claim, 4 Drawing Sheets**



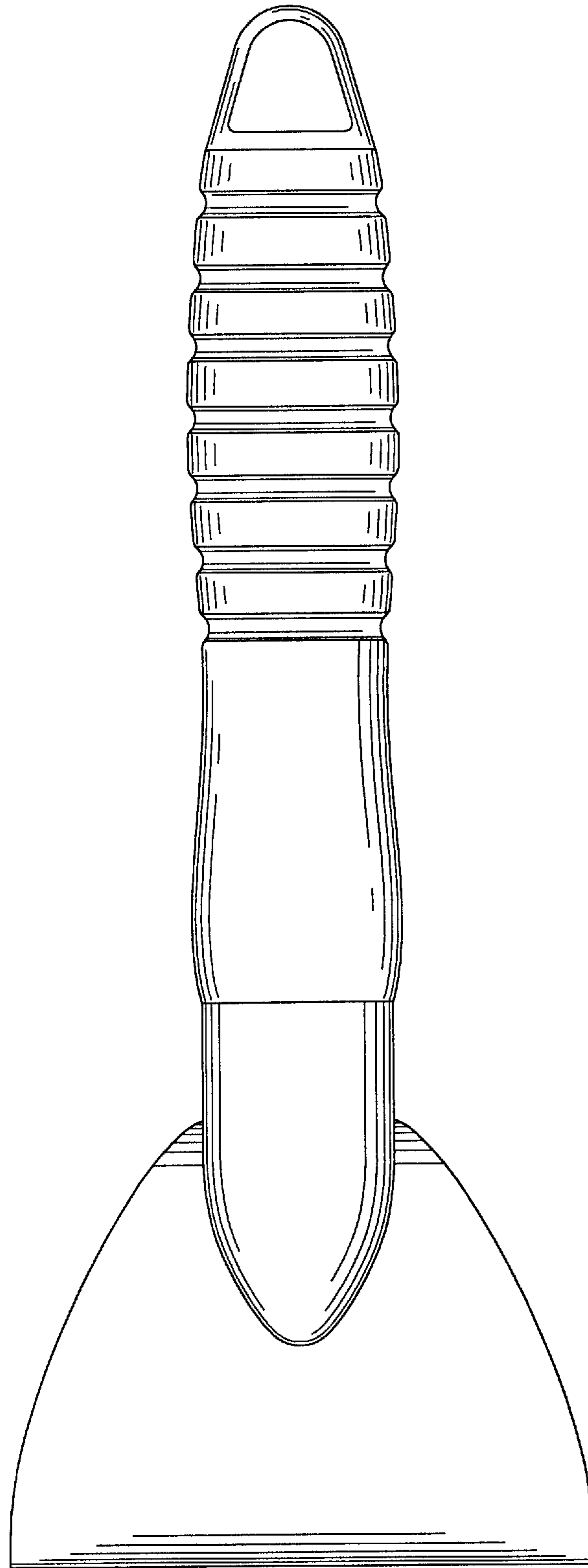
*FIG. 1*



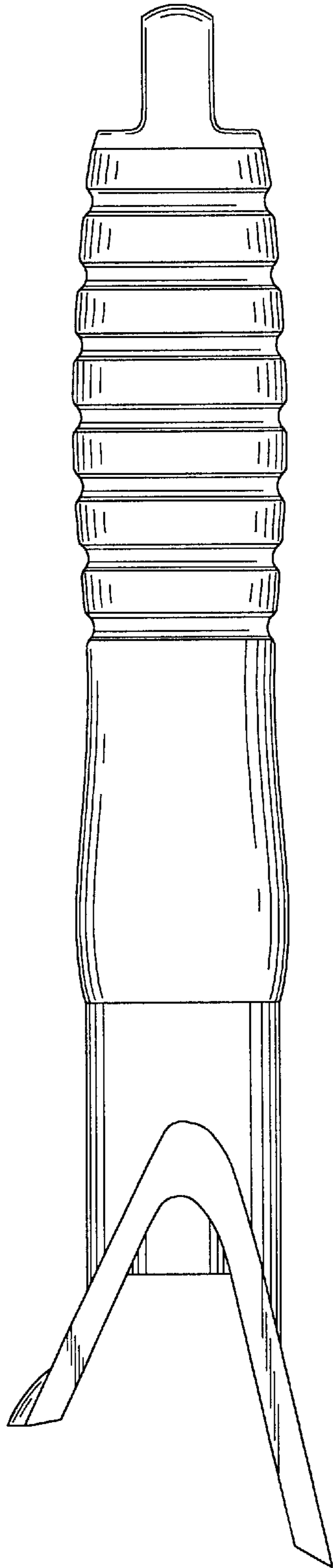
*FIG. 2*



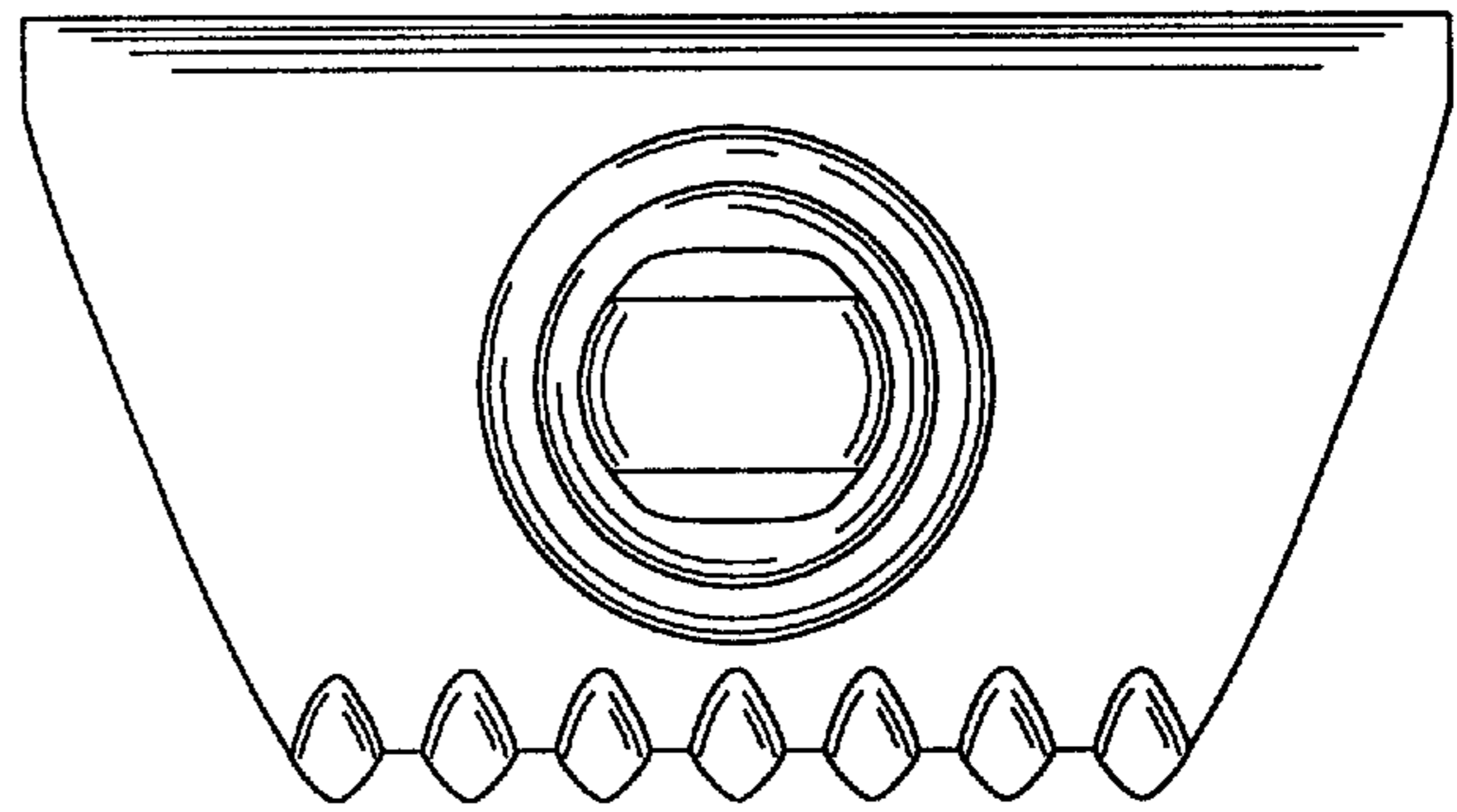
*FIG. 3*



*FIG. 4*



*FIG. 5*



*FIG. 6*

