



US00D485023S

(12) **United States Design Patent**  
**Swain**

(10) **Patent No.:** **US D485,023 S**

(45) **Date of Patent:** **\*\* Jan. 6, 2004**

(54) **SADDLE**

(75) Inventor: **Barrie P. Swain**, Walsall (GB)

(73) Assignee: **Mondial Industries Ltd.**, Hudson, OH (US)

(\*\*) Term: **14 Years**

(21) Appl. No.: **29/158,220**

(22) Filed: **Mar. 29, 2002**

(51) **LOC (7) Cl.** ..... **30-04**

(52) **U.S. Cl.** ..... **D30/135; 54/44.1**

(58) **Field of Search** ..... **D30/134, 135; 54/46.1, 44.1-44.7; D21/828, 832; D6/354**

(56) **References Cited**

**U.S. PATENT DOCUMENTS**

|           |    |   |         |          |       |         |
|-----------|----|---|---------|----------|-------|---------|
| 4,142     | A  | * | 8/1845  | Suits    | ..... | 54/44.5 |
| 1,246,675 | A  | * | 11/1917 | Stewart  | ..... | 54/44.1 |
| 1,531,672 | A  | * | 3/1925  | McLean   | ..... | 267/74  |
| 3,641,739 | A  | * | 2/1972  | Stubben  | ..... | 54/46.1 |
| 4,502,266 | A  | * | 3/1985  | Friedson | ..... | 54/46.1 |
| 4,524,570 | A  | * | 6/1985  | Racinet  | ..... | 54/44.5 |
| 5,343,674 | A  | * | 9/1994  | Brown    | ..... | 54/44.1 |
| 6,272,817 | B1 | * | 8/2001  | Further  | ..... | 54/44.1 |

\* cited by examiner

*Primary Examiner*—Pamela Burgess

(74) *Attorney, Agent, or Firm*—Reinhart Boerner Van Deuren s.c.

(57) **CLAIM**

The ornamental design for a saddle, as shown and described.

**DESCRIPTION**

FIG. 1 is a perspective view of the saddle of the present invention from a position to the right and forward of the saddle;

FIG. 2 is a side elevation view of the saddle illustrated in FIG. 1 from the right side thereof, the left side thereof being a mirror image of the right side shown in FIG. 2;

FIG. 3 is a top plan view of the saddle illustrated in FIGS. 1 and 2;

FIG. 4 is a rear elevation view of the saddle illustrated in FIGS. 1 through 3;

FIG. 5 is a front elevation view of the saddle illustrated in FIGS. 1 through 4;

FIG. 6 is a bottom plan view of the saddle illustrated in FIGS. 1 through 5;

FIG. 7 is a perspective view thereof, from a position to the right and forward of the saddle, with the right side flap cut away for clarity of disclosure, the undisclosed left side view under the flap being a mirror image; and,

FIG. 8 is a right side view thereof, with the right side flap cut away for clarity of disclosure, the undisclosed left side view being a mirror image.

**1 Claim, 4 Drawing Sheets**



FIG. 1



FIG. 2



FIG. 3

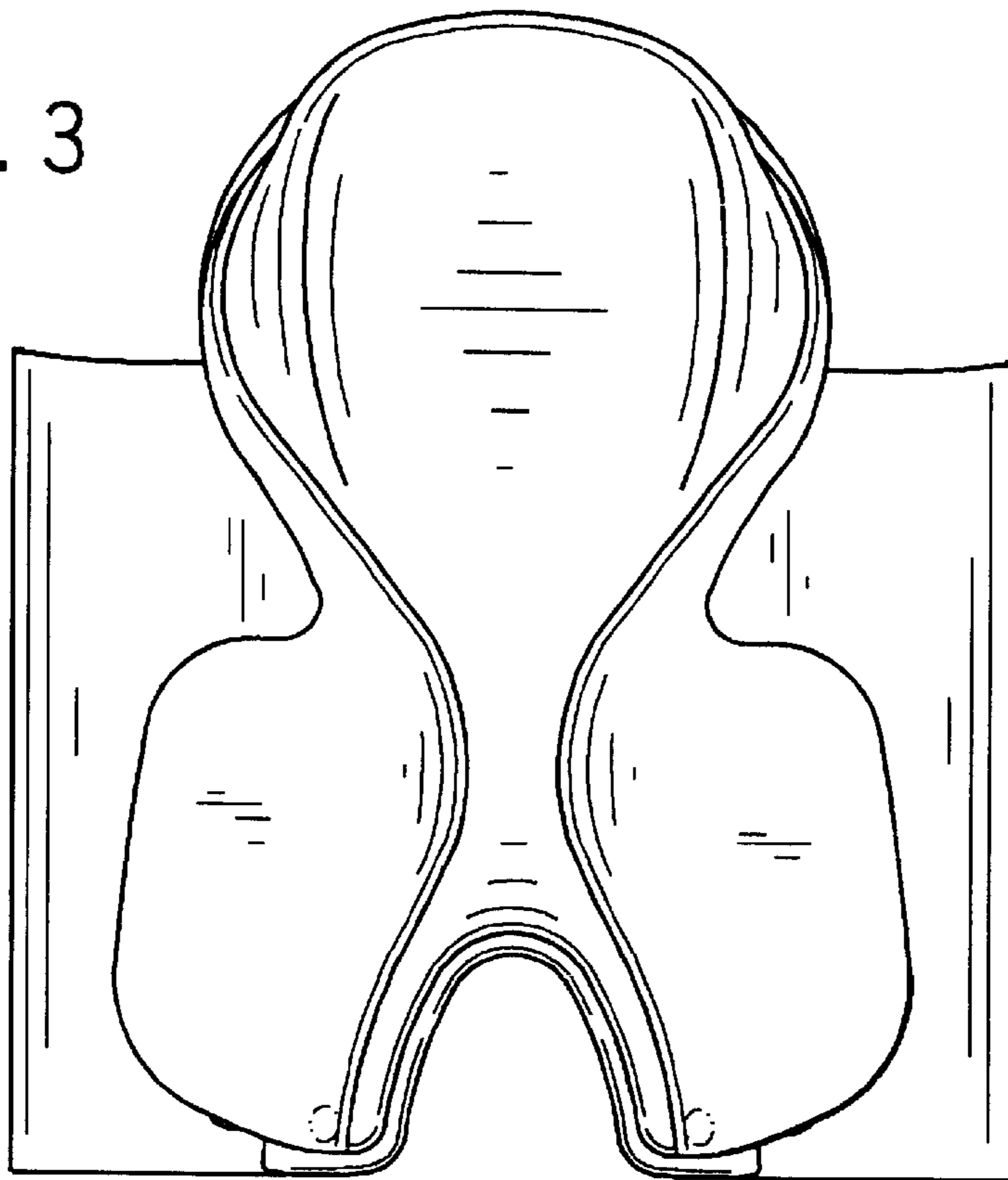


FIG. 4

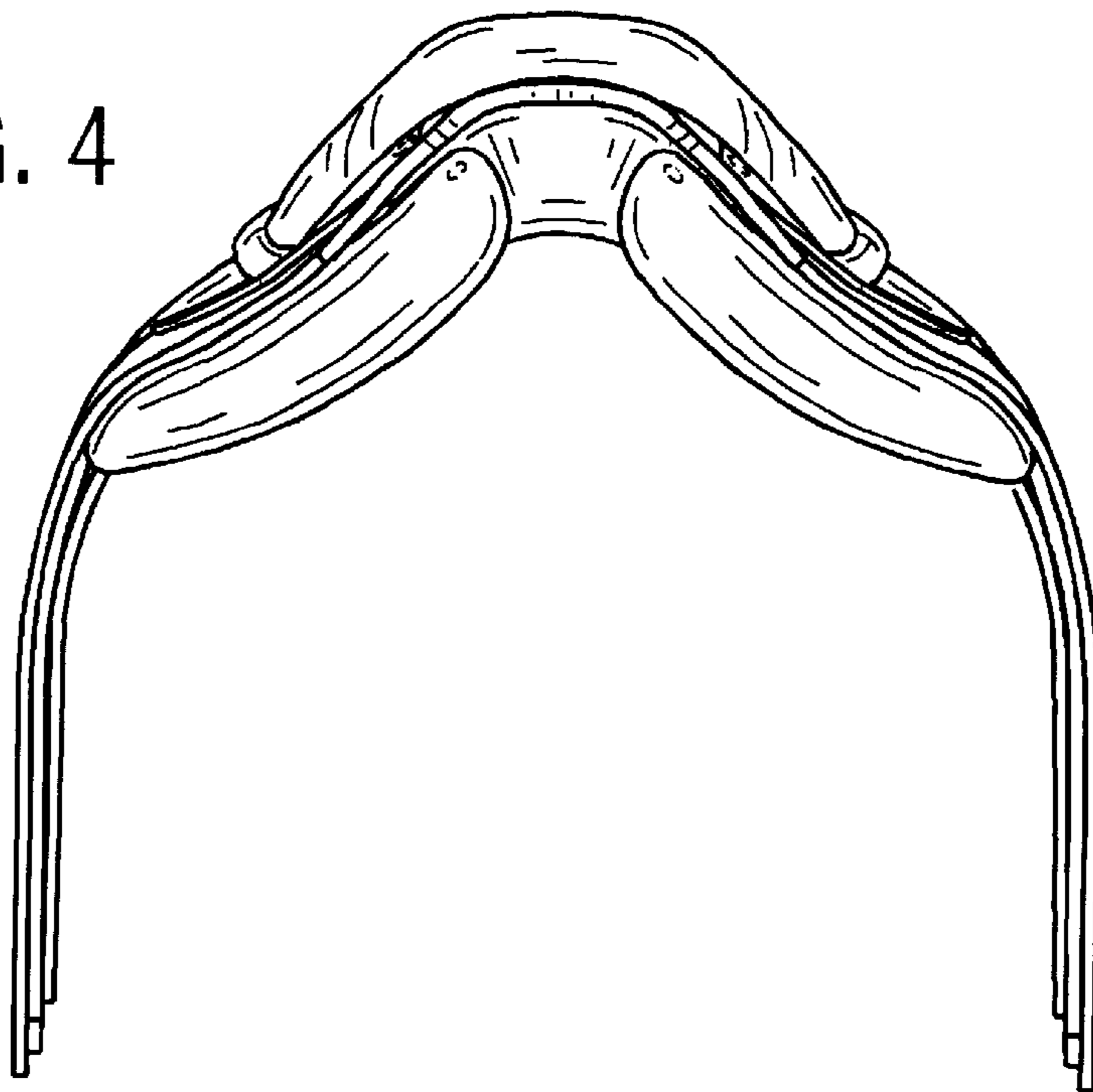


FIG. 5

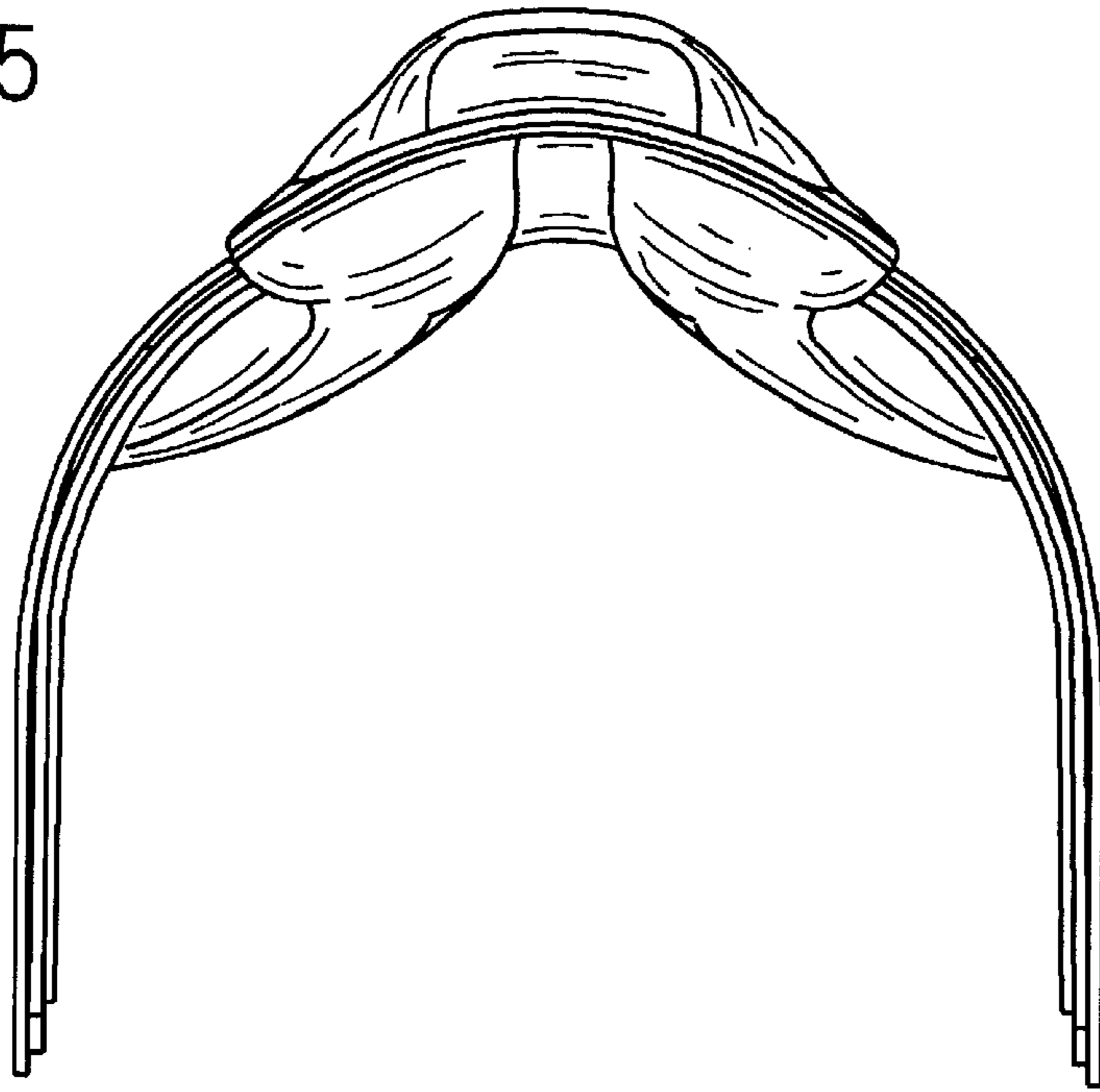


FIG. 6

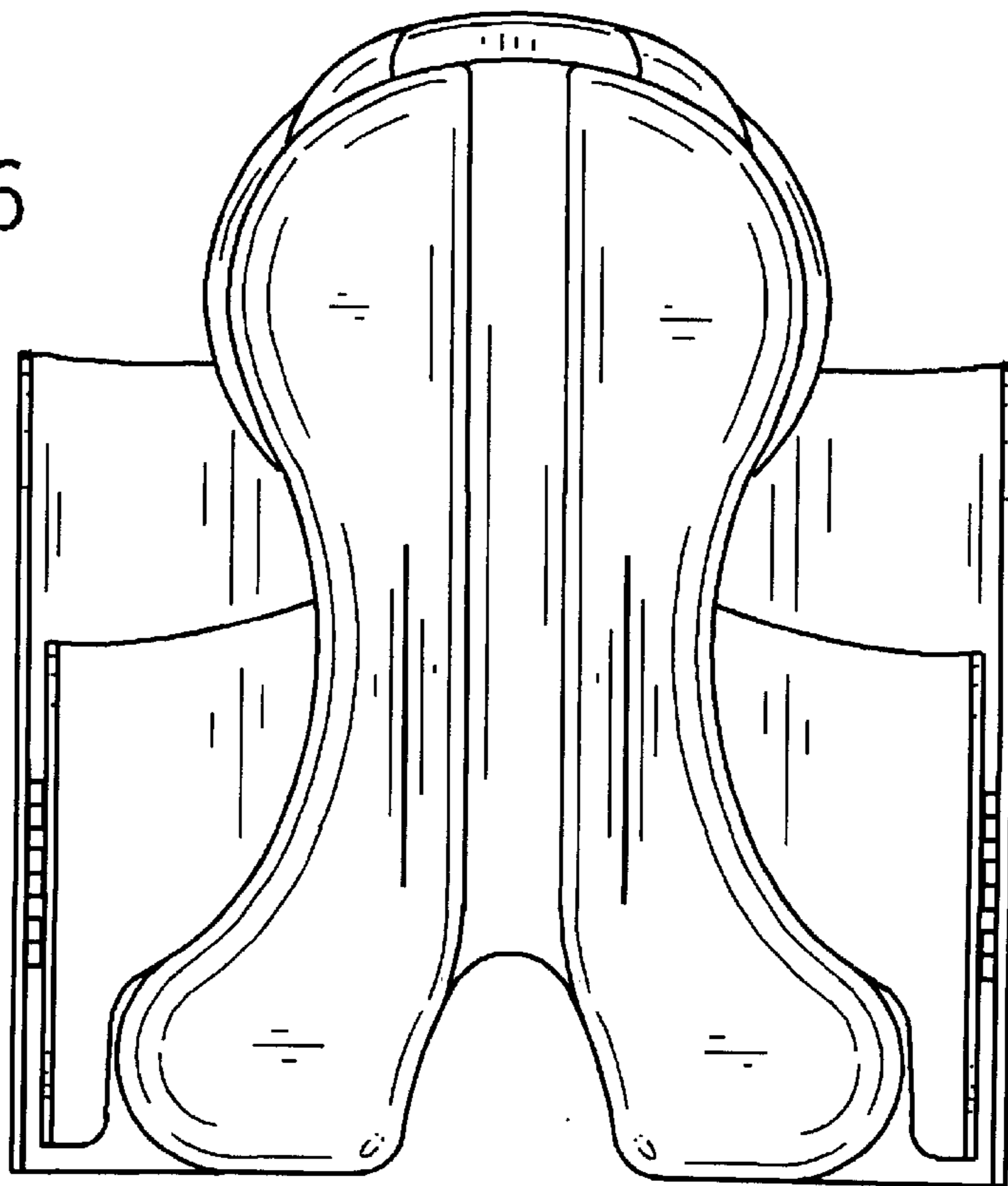




FIG. 7

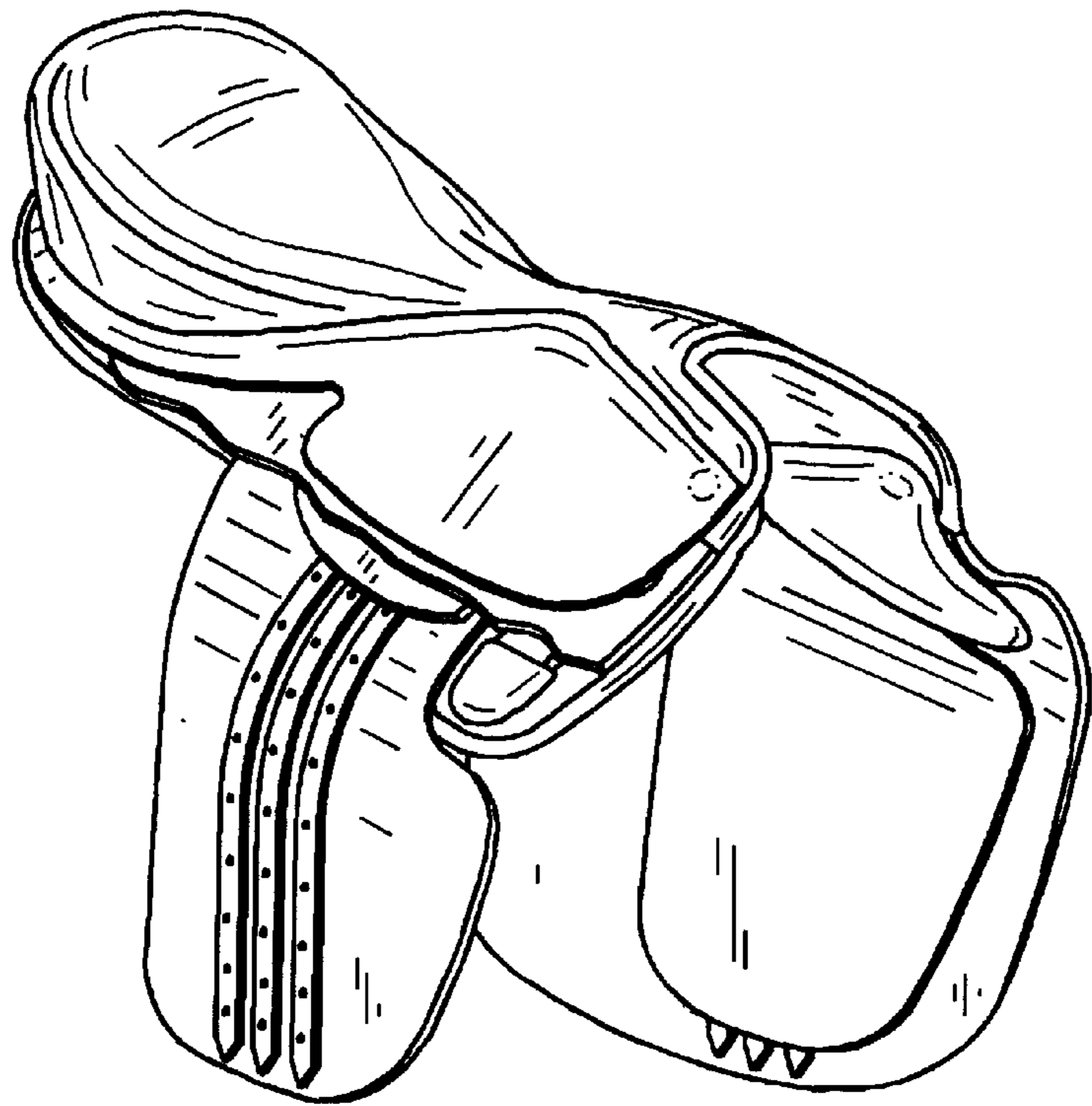


FIG. 8

