



US00D485013S

(12) **United States Design Patent**  
**Leventhal et al.**

(10) **Patent No.:** **US D485,013 S**  
(45) **Date of Patent:** **\*\* Jan. 6, 2004**

(54) **HAIR TRIMMER**

(75) Inventors: **James M. Leventhal**, Newton, MA (US); **Bernard Fabricant**, Lexington, MA (US)

(73) Assignee: **Clio Designs Incorporated**, Watertown, MA (US)

(\*\*) Term: **14 Years**

(21) Appl. No.: **29/173,907**

(22) Filed: **Jan. 8, 2003**

(51) **LOC (7) Cl.** ..... **28-03**

(52) **U.S. Cl.** ..... **D28/52**

(58) **Field of Search** ..... D28/44, 50, 52, D28/53; 30/29.5, 43, 43.1-43.9

(56) **References Cited**

**U.S. PATENT DOCUMENTS**

D368,984 S	*	4/1996	Nakashima et al.	.....	D28/53
6,067,714 A	*	5/2000	Taylor et al.	.....	30/29.5
D455,863 S	*	4/2002	Lau	.....	D28/53
D476,444 S	*	6/2003	Hara et al.	.....	D28/53

\* cited by examiner

*Primary Examiner*—Jennifer Rivard  
(74) *Attorney, Agent, or Firm*—Mintz, Levin, Cohn, Ferris, Glovsky and Popeo, P.C.

(57) **CLAIM**

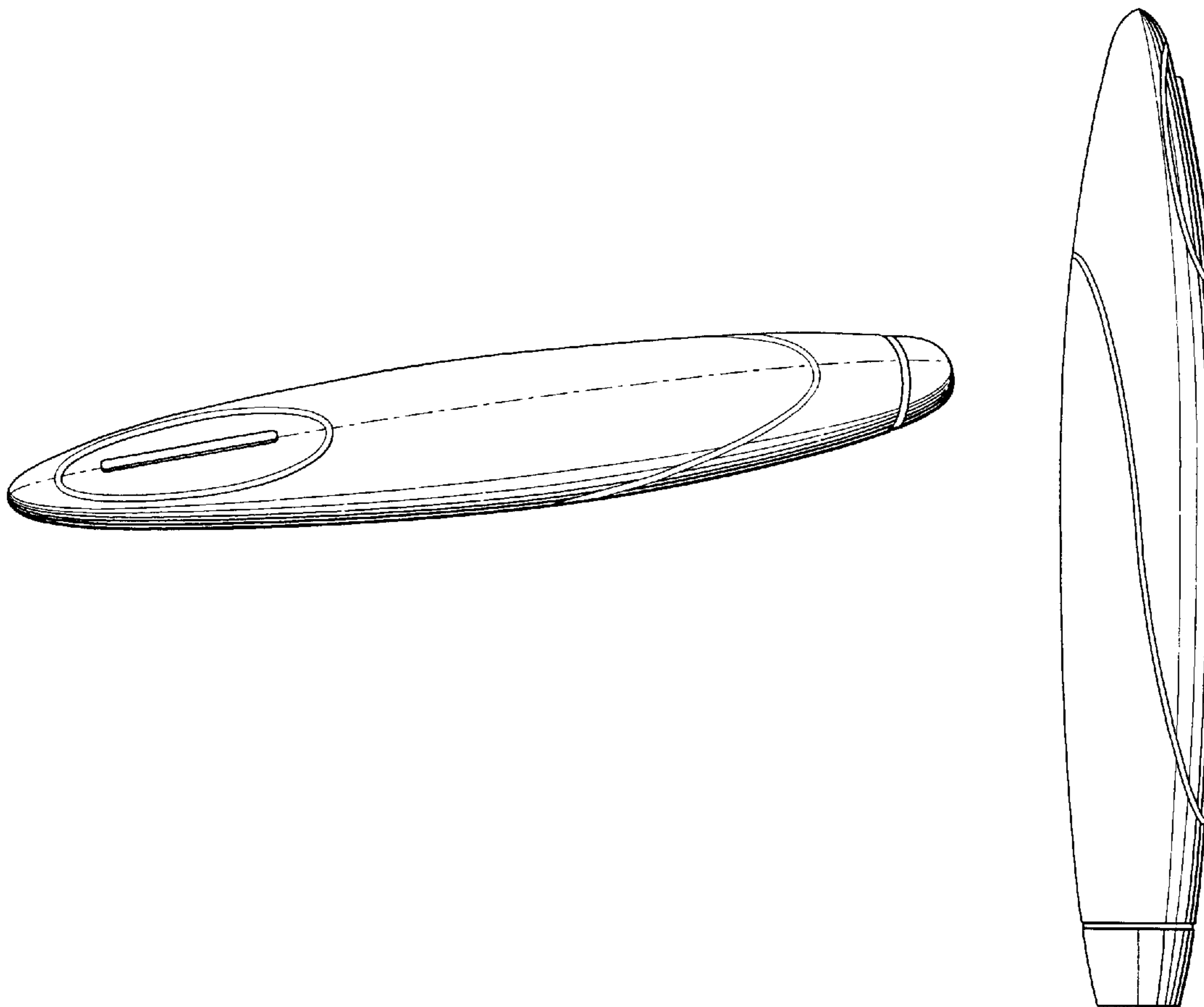
The ornamental design for a hair trimmer, as shown and described.

**DESCRIPTION**

FIG. 1 is a perspective view of our new design;  
FIG. 2 is a front elevational view thereof;  
FIG. 3 is a rear elevational view thereof;  
FIG. 4 is a left side view thereof;  
FIG. 5 is a right side view thereof;  
FIG. 6 is a top plan view thereof; and,  
FIG. 7 is a bottom plan view thereof.

The ornamental design which is claimed is shown in solid lines in the drawings. The broken lines in the drawings are for illustrative purposes only and form no part of the claimed design.

**1 Claim, 2 Drawing Sheets**






Fig. 1




Fig. 2

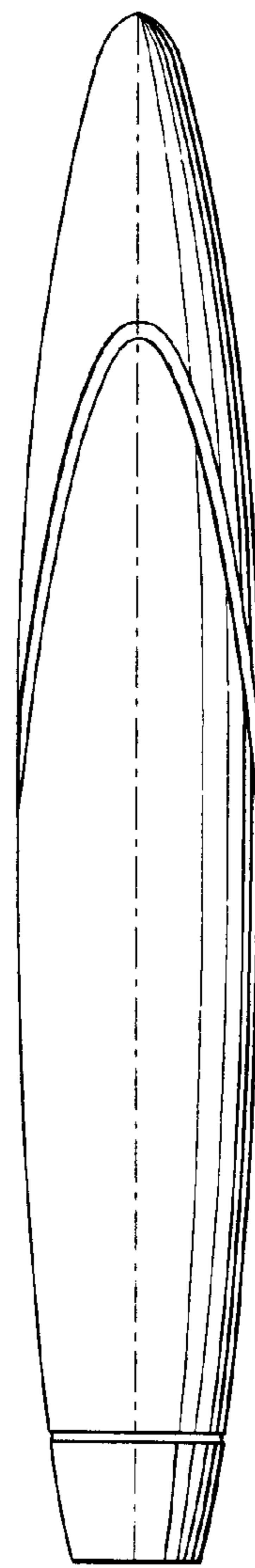


Fig. 3

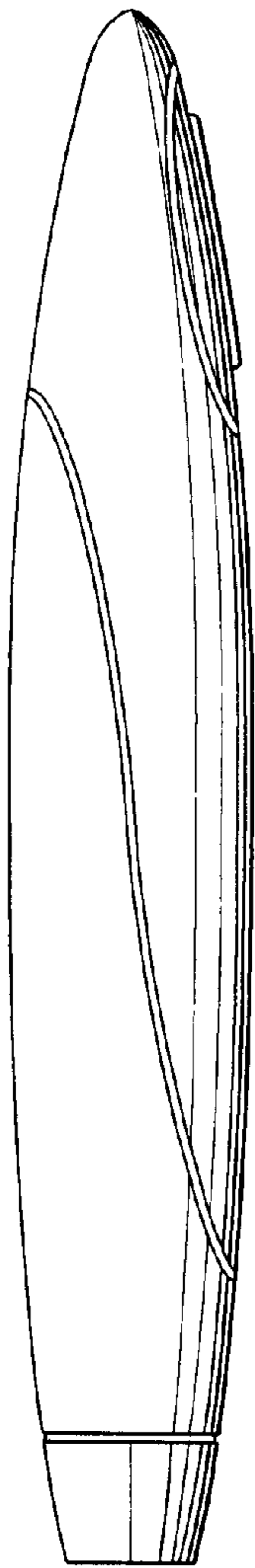


Fig. 4

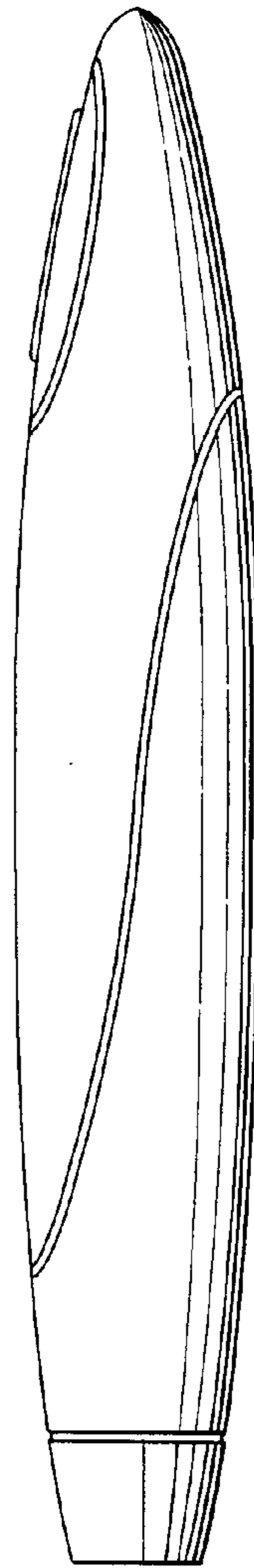


Fig. 5

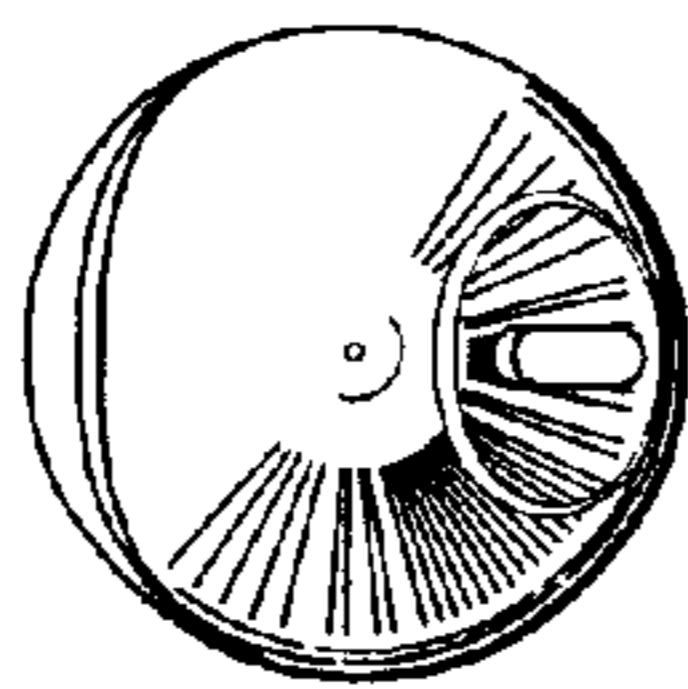


Fig. 6

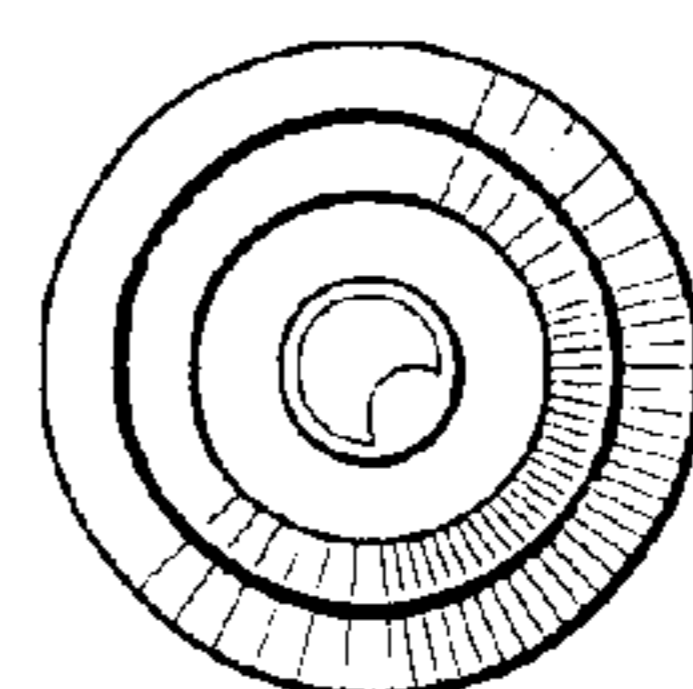


Fig. 7