



US00D485010S

(12) **United States Design Patent**
Crawford

(10) **Patent No.:** **US D485,010 S**

(45) **Date of Patent:** **** Jan. 6, 2004**

(54) **SOAP BAR**

D387,482 S * 12/1997 Khan D28/8.1
D451,241 S * 11/2001 Ragusa D28/8.1

(75) **Inventor:** **John C. Crawford, Mahopac, NY (US)**

* cited by examiner

(73) **Assignee:** **Colgate-Palmolive Company, New York, NY (US)**

Primary Examiner—Jennifer Rivard
(74) *Attorney, Agent, or Firm*—Michael J. McGreal

(**) **Term:** **14 Years**

(57) **CLAIM**

(21) **Appl. No.:** **29/182,199**

The ornamental design for a soap bar, as shown and described.

(22) **Filed:** **May 21, 2003**

(51) **LOC (7) Cl.** **28-02**

(52) **U.S. Cl.** **D28/8.1**

(58) **Field of Search** D28/8.1; 510/133,
510/141, 142, 143, 144, 440, 445-449

DESCRIPTION


(56) **References Cited**

U.S. PATENT DOCUMENTS

D27,556 S * 8/1897 Webb D28/8.1
2,007,107 A * 7/1935 Bottrill 510/143
D202,006 S * 8/1965 Slipian D28/8.1

FIG. 1 is a perspective view of the soap bar of my design. FIG. 2 is a front elevation view, the rear elevation view being a mirror image thereof. FIG. 3 is a right side elevation view, the left side being a mirror image thereof. FIG. 4 is a top plan view thereof; and, FIG. 5 is a bottom plan view thereof.

1 Claim, 2 Drawing Sheets






FIG. 1




FIG. 2




FIG. 3




FIG. 4

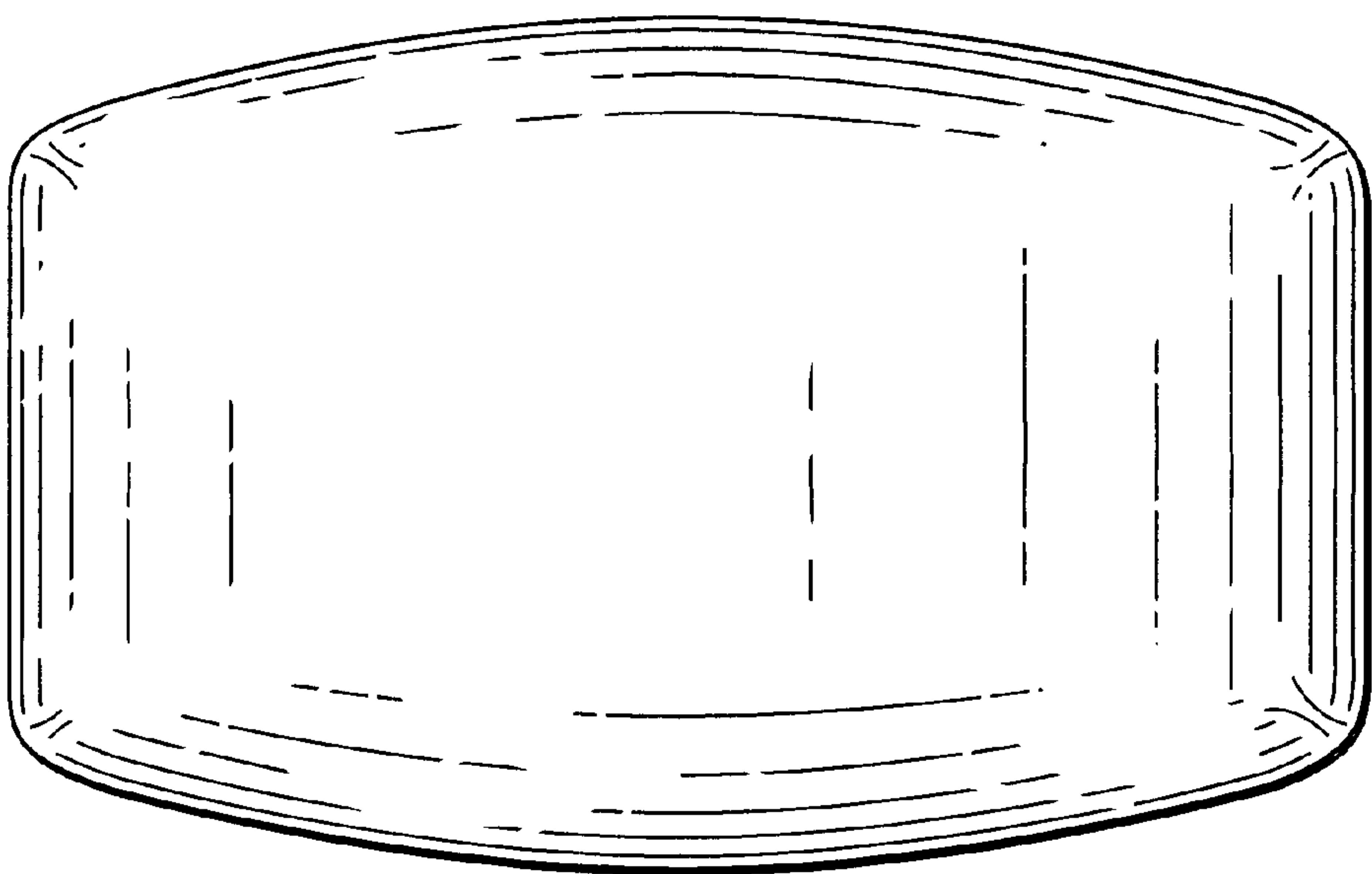


FIG. 5