



US00D485009S

(12) **United States Design Patent**
Bolender

(10) **Patent No.:** **US D485,009 S**

(45) **Date of Patent:** **** Jan. 6, 2004**

(54) **LOTION APPLICATOR**

(76) **Inventor:** **George E. Bolender, 575 West End Ave., Apt. 5A, New York, NY (US) 10024**

(**) **Term:** **14 Years**

(21) **Appl. No.:** **29/181,889**

(22) **Filed:** **May 15, 2003**

(51) **LOC (7) Cl.** **28-02**

(52) **U.S. Cl.** **D28/7; D32/45**

(58) **Field of Search** **D28/7; D4/114, D4/137, 138; D32/40, 41, 45, 51, 52; D24/119; 401/6, 261, 266, 196; 15/143.1, 244.1-244.4, 236.02, 236.01**

(56) **References Cited**

U.S. PATENT DOCUMENTS

- 1,884,018 A * 10/1932 Lowder 401/266
- 5,140,717 A * 8/1992 Castagliola 15/209.1
- D342,355 S * 12/1993 Schildkraut D32/41

- D384,436 S * 9/1997 Kelley D28/7
- D386,852 S * 11/1997 Viner D32/42
- D410,110 S * 5/1999 Roland D28/7
- D417,930 S * 12/1999 Hawkes D28/7
- 6,042,286 A * 3/2000 Paziienza 401/6

* cited by examiner

Primary Examiner—Lucy Lieberman

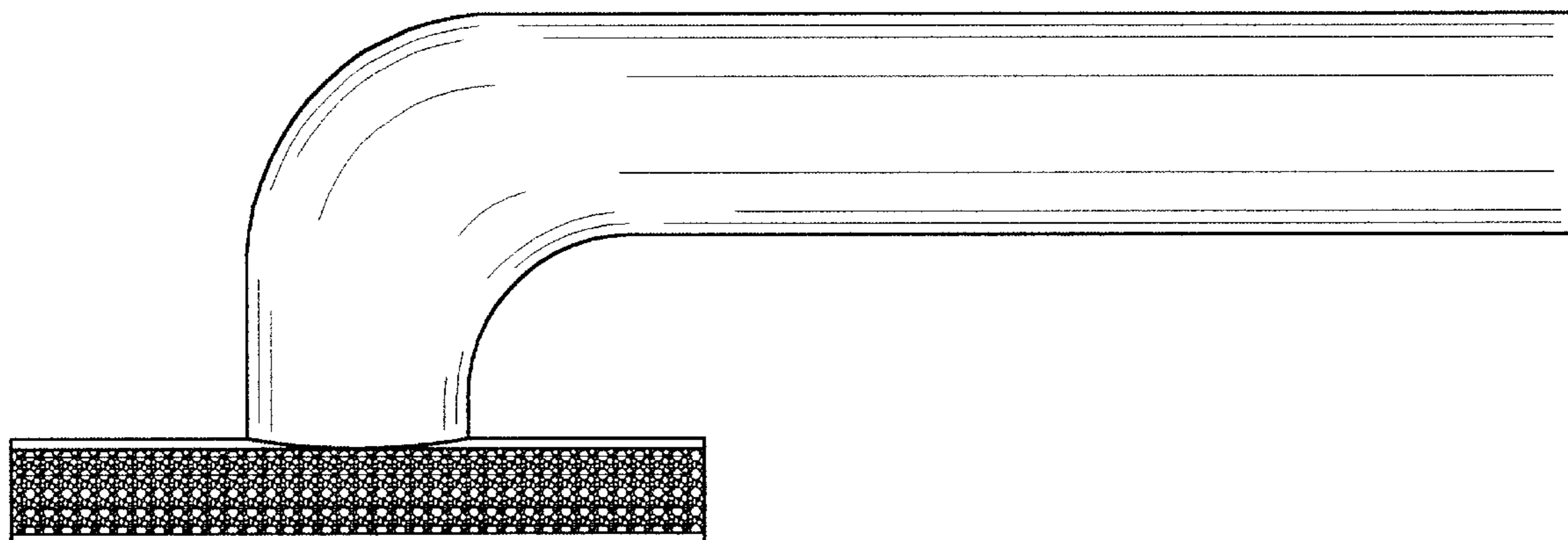
(57) **CLAIM**

The ornamental design for a lotion applicator, as shown and described.

DESCRIPTION

FIG. 1 is a front elevational view of a lotion applicator showing my new design;
 FIG. 2 is a rear elevational view thereof;
 FIG. 3 is a side view, taken from the left side of FIG. 1;
 FIG. 4 is a side view, taken from the right side of FIG. 1;
 FIG. 5 is a top plan view thereof; and,
 FIG. 6 is a bottom plan view thereof.

1 Claim, 2 Drawing Sheets



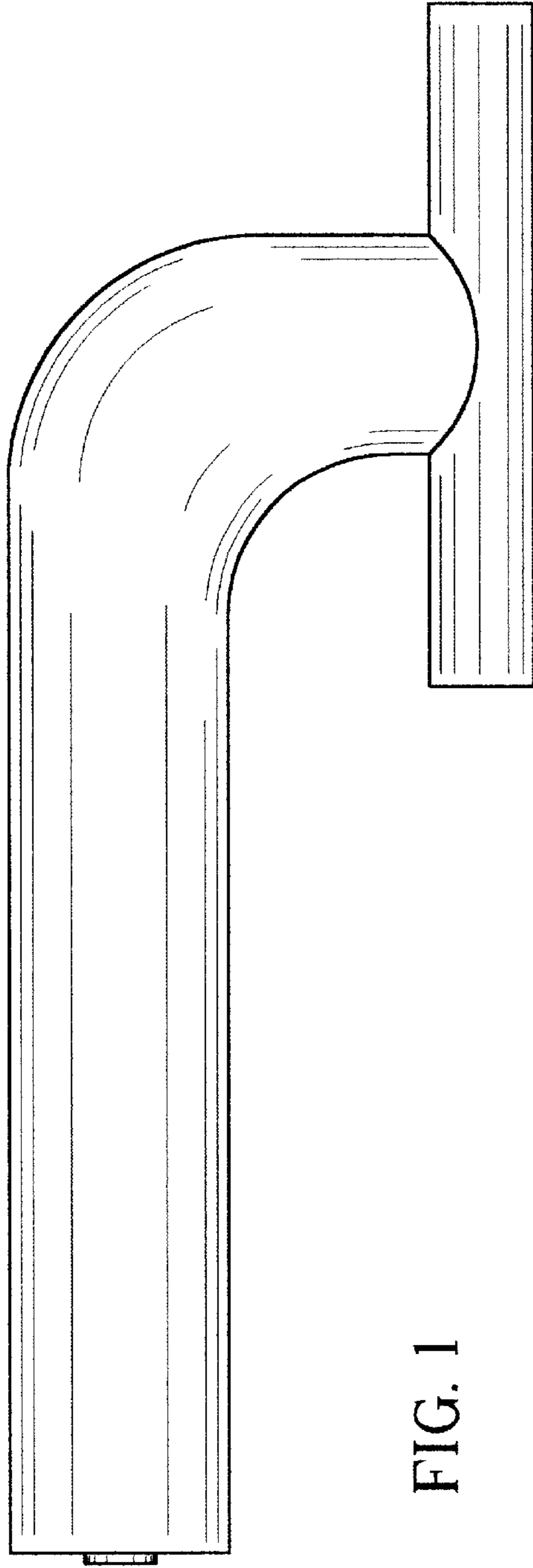


FIG. 1

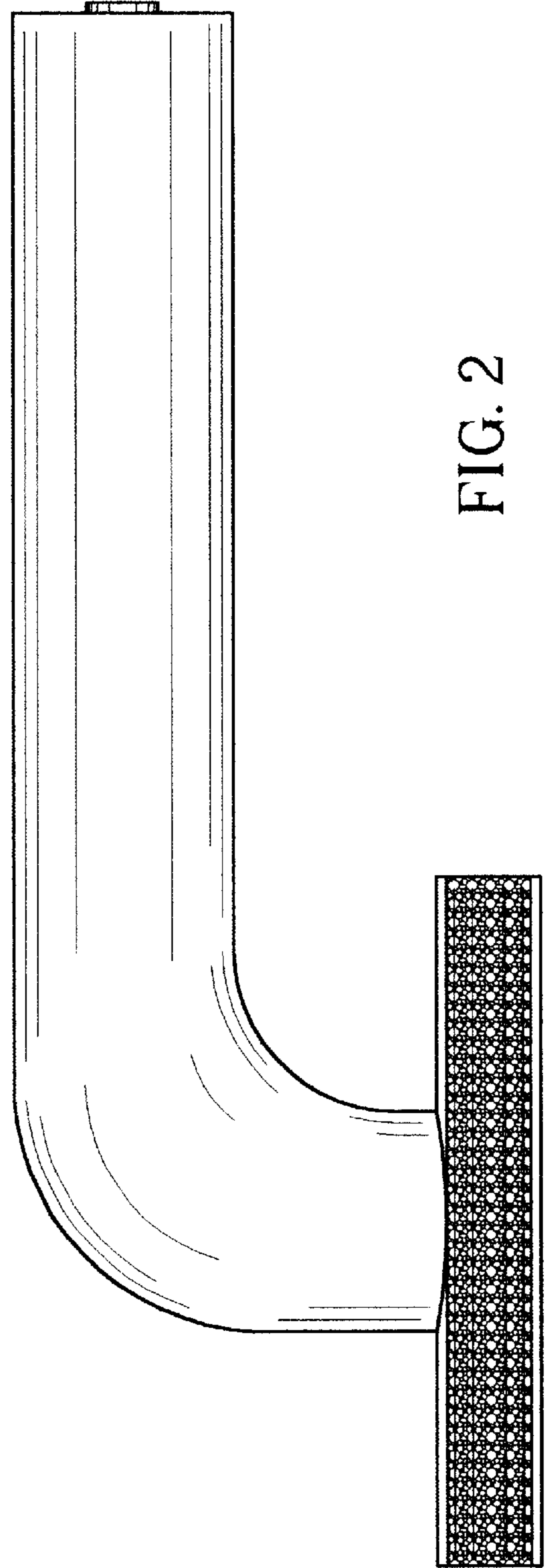


FIG. 2

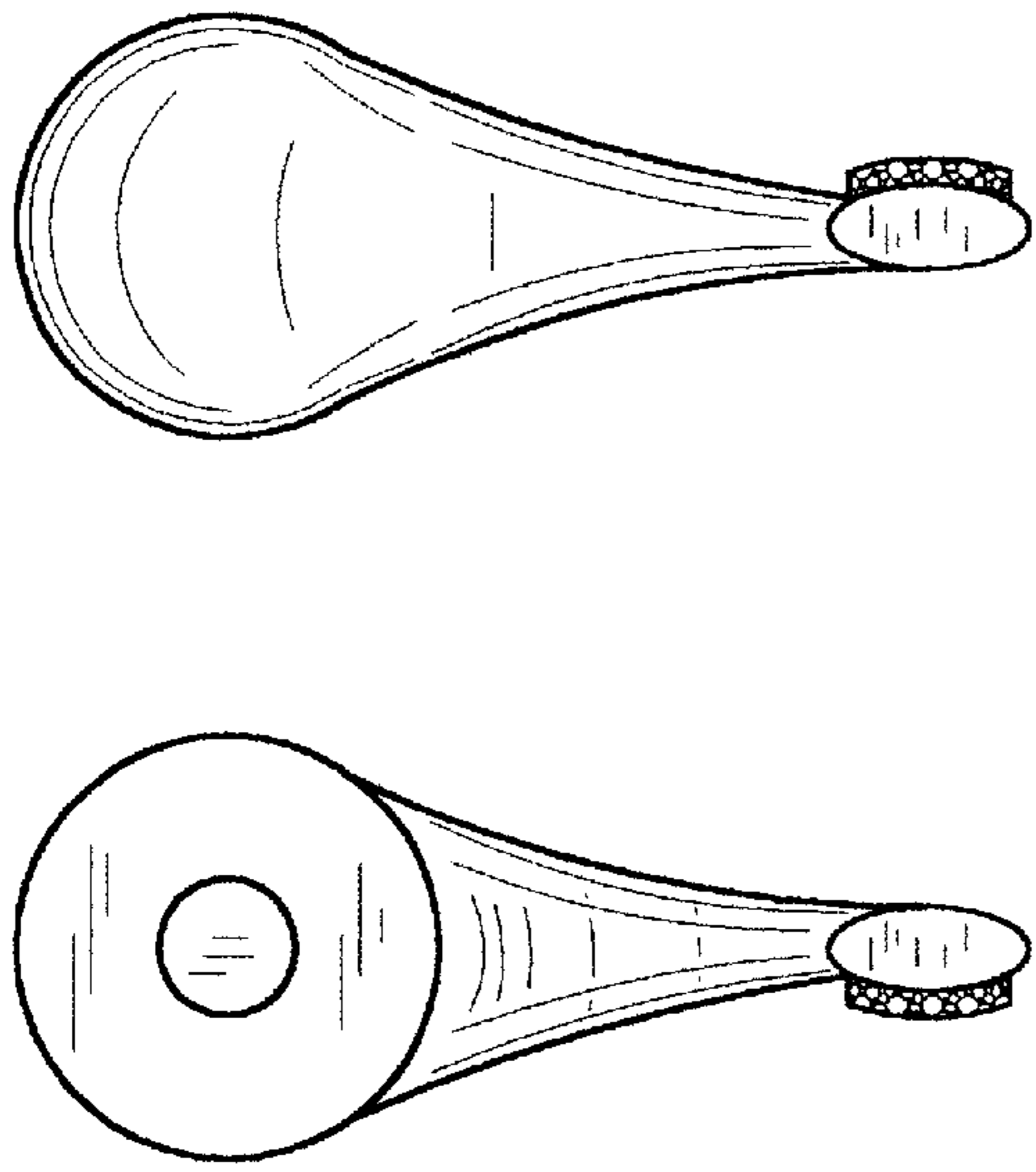


FIG. 3 FIG. 4




FIG. 5




FIG. 6