



US00D484989S

(12) **United States Design Patent**
Gebrian

(10) **Patent No.:** **US D484,989 S**

(45) **Date of Patent:** **** Jan. 6, 2004**

(54) **MULTI-WELL LIQUID CONTAINER**

(75) **Inventor:** **Peter Louis Gebrian**, Wilmington, DE (US)

(73) **Assignee:** **Dade Behring Inc.**, Deerfield, IL (US)

(**) **Term:** **14 Years**

(21) **Appl. No.:** **29/167,841**

(22) **Filed:** **Sep. 20, 2002**

(51) **LOC (7) Cl.** **24-02**

(52) **U.S. Cl.** **D24/230**

(58) **Field of Search** D24/229, 230;
422/104, 65, 63, 941, 946; 73/864.23, 864.24,
864.31, 864.51

(56) **References Cited**

U.S. PATENT DOCUMENTS

3,186,556 A	6/1965	Forsstrom	
3,713,771 A	1/1973	Taylor et al.	23/230 R
3,897,216 A *	7/1975	Jones	422/104
4,534,465 A	8/1985	Rothermel et al.	206/443
5,186,339 A	2/1993	Heissler	211/74
5,378,433 A	1/1995	Duckett et al.	422/100
D382,346 S	8/1997	Buhler et al.	D24/227
5,672,317 A	9/1997	Buhler et al.	422/65
5,687,849 A *	11/1997	Borenstein et al.	206/480
5,700,429 A	12/1997	Buhler et al.	422/104
5,735,387 A *	4/1998	Polaniec et al.	422/104

5,882,596 A	3/1999	Breaser et al.	422/65
D413,391 S	8/1999	Lapeus et al.	D24/227
D413,677 S	9/1999	Dumitrescu et al.	D24/229
5,952,218 A *	9/1999	Lee et al.	435/288.7
5,959,221 A *	9/1999	Boyd et al.	73/864.24
D417,009 S	11/1999	Boyd	D24/227
D420,747 S	2/2000	Dumitrescu et al.	D24/227
D421,130 S	2/2000	Cohen et al.	D24/229
6,066,300 A	5/2000	Carey et al.	422/104
6,074,617 A *	6/2000	DeYoung et al.	422/104
D428,497 S	7/2000	Lapeus et al.	D24/227
D433,759 S	11/2000	Mathis et al.	D24/227
2002/0021983 A1 *	2/2002	Comte et al.	422/63

* cited by examiner

Primary Examiner—Ian Simmons

(74) *Attorney, Agent, or Firm*—Leland K. Jordan

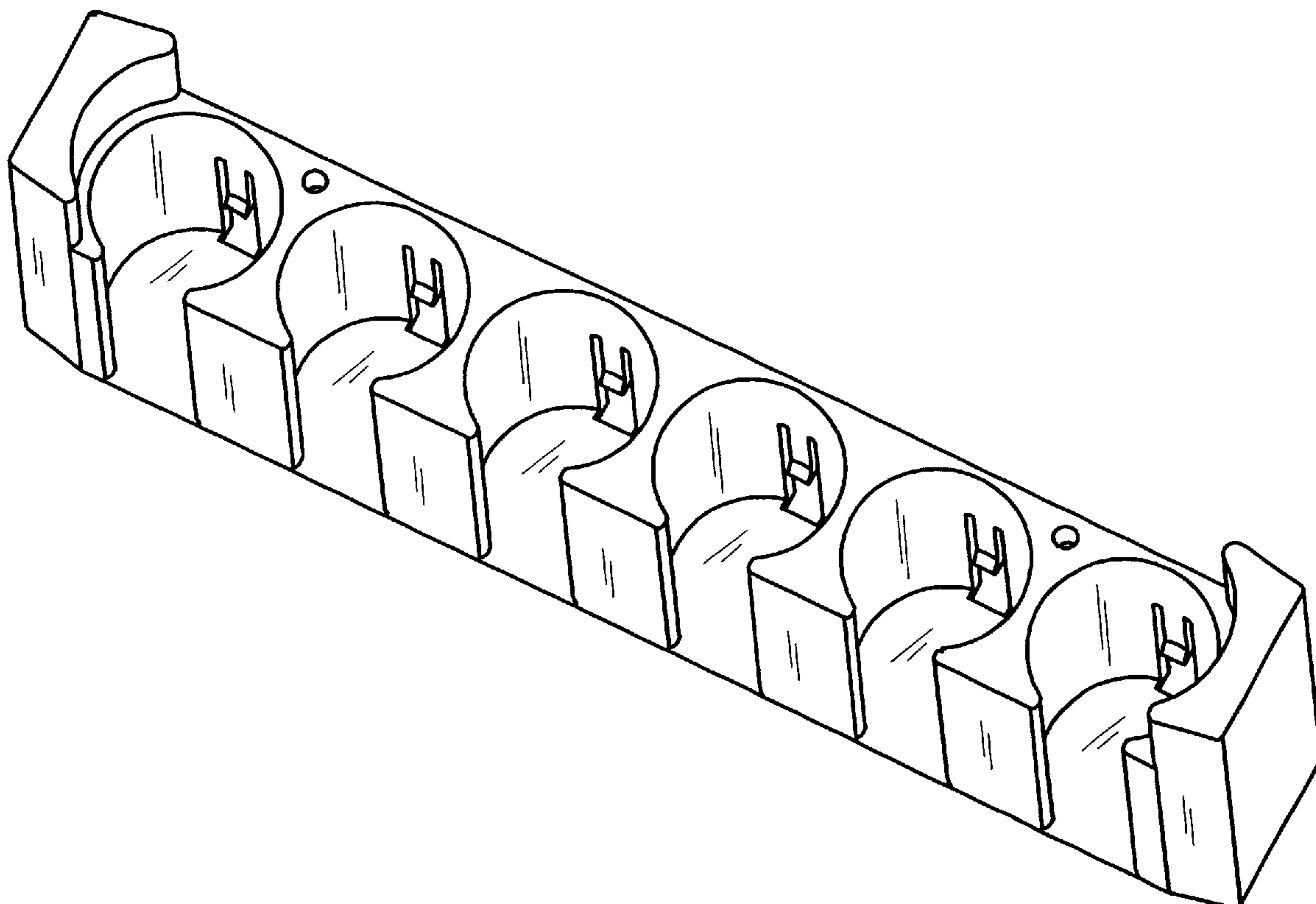
(57) **CLAIM**

The ornamental design for a multi-well liquid container, as shown and described.

DESCRIPTION

FIG. 1 is a side elevation view of the multi-well liquid container showing our new design; FIG. 2 is a top plan view thereof; FIG. 3 is bottom view thereof; FIG. 4 is a top perspective view thereof; and, FIG. 5 is a bottom perspective view thereof.

1 Claim, 5 Drawing Sheets



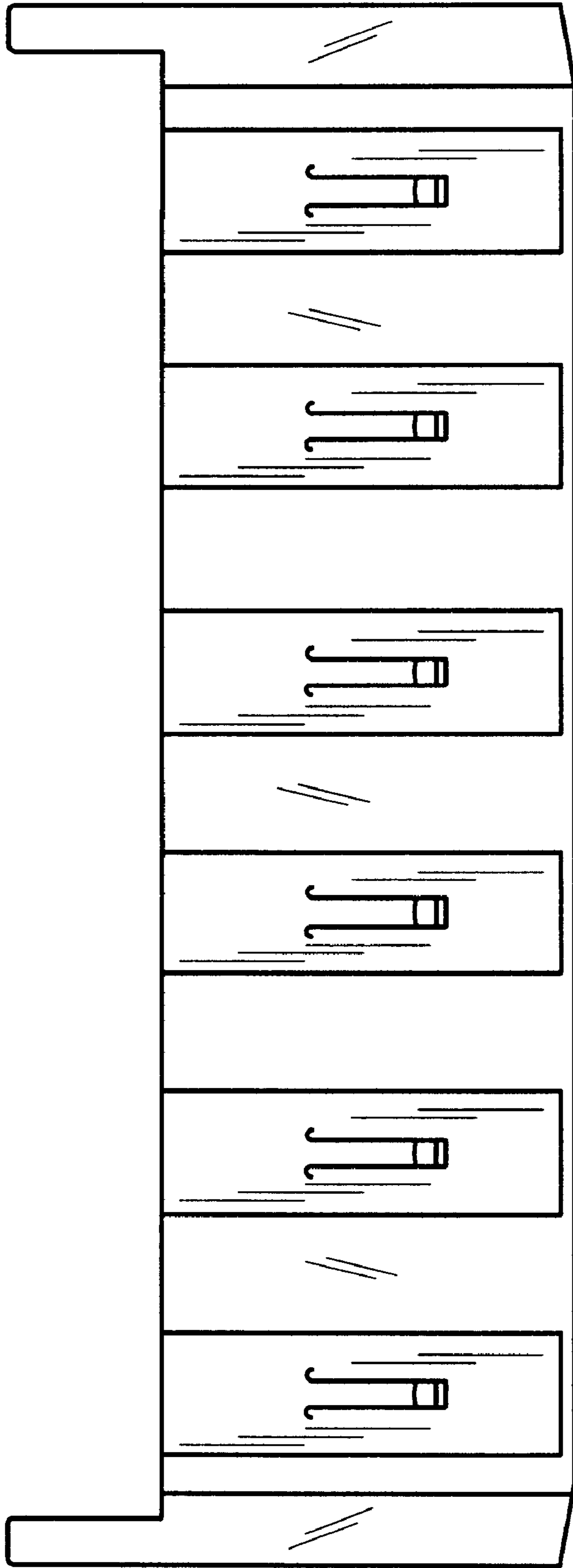


FIG. 1

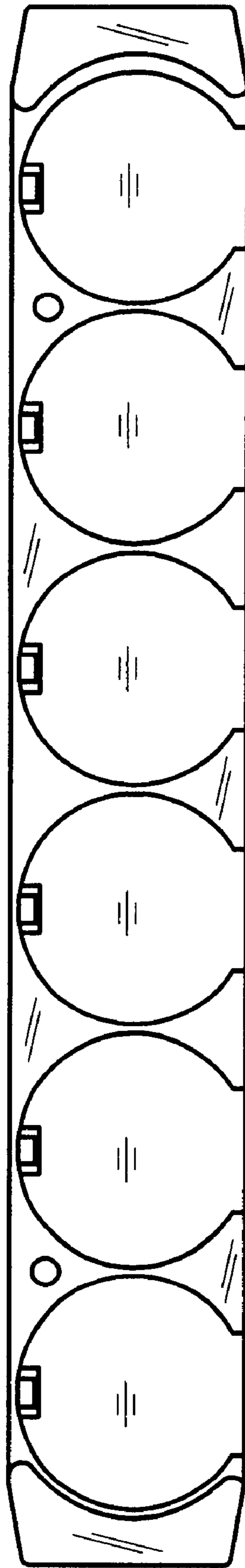


FIG. 2

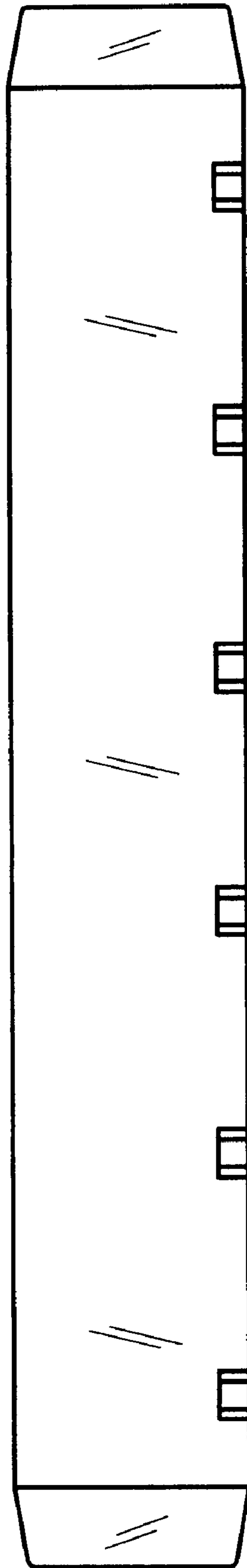


FIG. 3

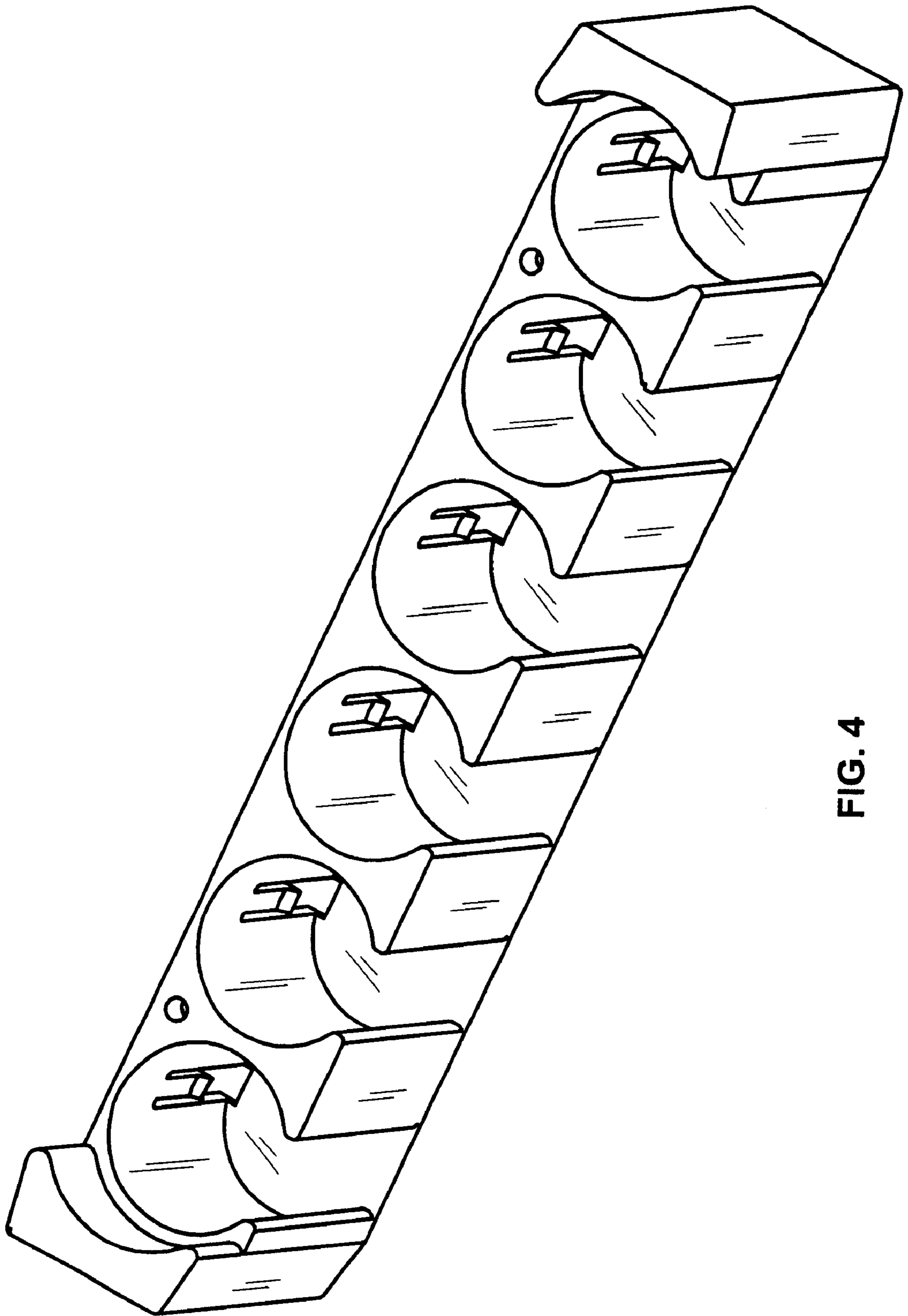


FIG. 4

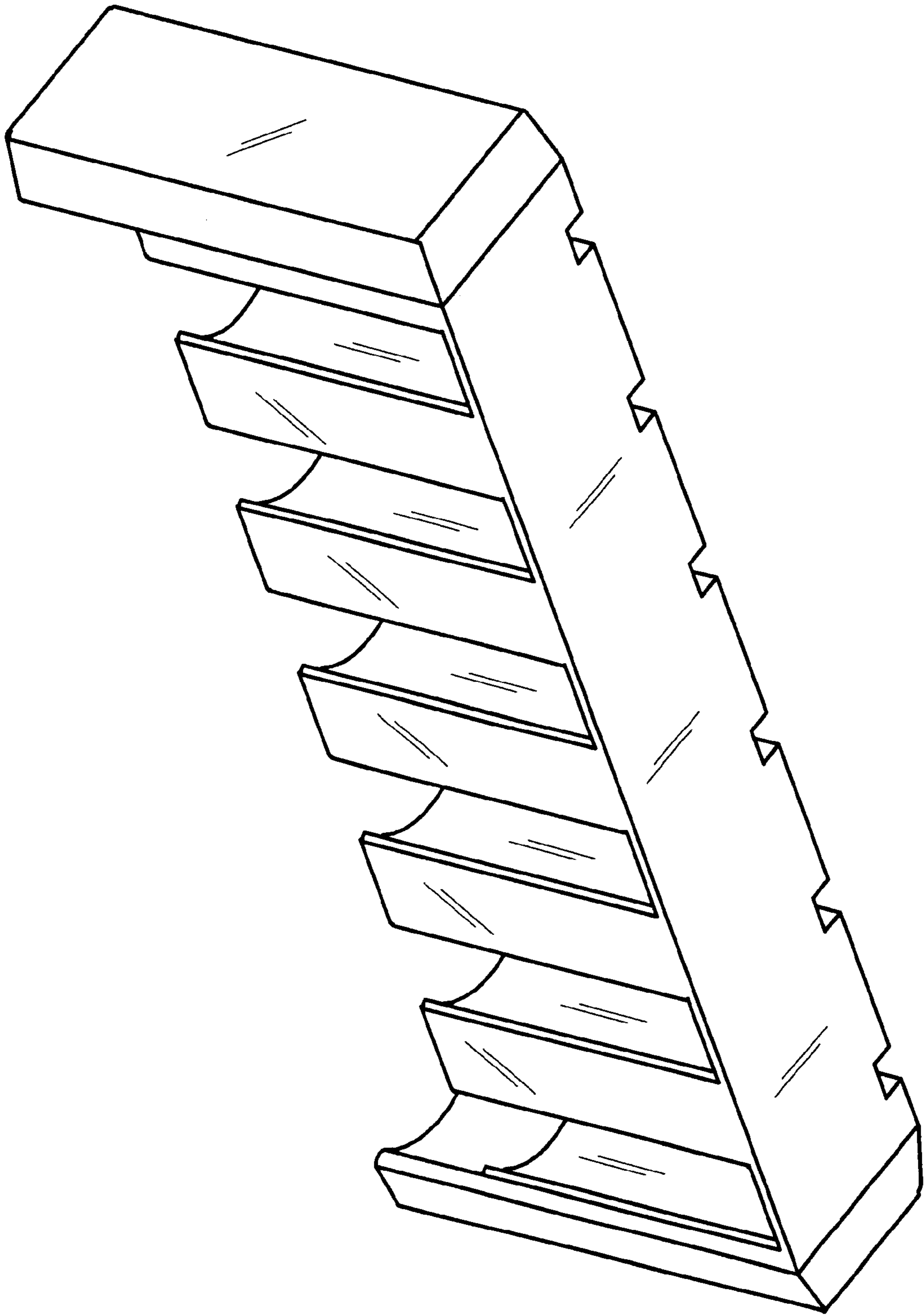


FIG. 5