



US00D484987S

(12) **United States Design Patent** (10) **Patent No.:** **US D484,987 S**
Nan (45) **Date of Patent:** **** Jan. 6, 2004**

(54) **VIBRATING DEVICE**

(75) Inventor: **Simon Siu Man Nan**, Richmond Hill (CA)

(73) Assignee: **Nanma, Ltd.**, Port Louis (MU)

(**) Term: **14 Years**

(21) Appl. No.: **29/178,896**

(22) Filed: **Apr. 2, 2003**

(51) **LOC (7) Cl.** **28-03**

(52) **U.S. Cl.** **D24/215**

(58) **Field of Search** D24/211, 215;
601/46, 78, 80, 84, 85; 600/38

(56) **References Cited**

U.S. PATENT DOCUMENTS

3,375,381 A	*	3/1968	Tavel	310/81
D210,922 S		4/1968	Tavel	
D234,724 S		4/1975	Tavel	
D273,132 S	*	3/1984	Moloff	D24/214
D357,323 S		4/1995	Leonard et al.	
D429,819 S		8/2000	Coolidge	

OTHER PUBLICATIONS

Author: Sawhorse Enterprises, Inc.; Title: Get Lucky Sale! Bathed in the glow of its light . . . ; Item: Waterproof Glow; Date: 2000–2003; Page: http://www.mypleasure.com/store/product.asp?dept_id=1002&pf_id=0557.

Author: Sawhorse Enterprises, Inc.; Title: She was feeling festive and wanted to celebrate . . . ; Item: Fiesta; Date: 2000–2003; Page: http://www.mypleasure.com/store/product.asp?dept_id=708&pf_id=0197.

Author: Sawhorse Enterprises, Inc.; Title: Tiny and powerful . . . ; Item: Opulent G; Date: 2000–2003; Page: http://www.mypleasure.com/store/product.asp?dept_id=708&pf_id=0284.

Author: Sawhorse Enterprises, Inc.; Title: The bright lights of the carnival celebration filled them with excitement . . . ; Item: Carnival; Date: 2000–2003; Page: http://www.mypleasure.com/store/product.asp?dept_id=708&pf_id=0141.

* cited by examiner

Primary Examiner—Stella Reid

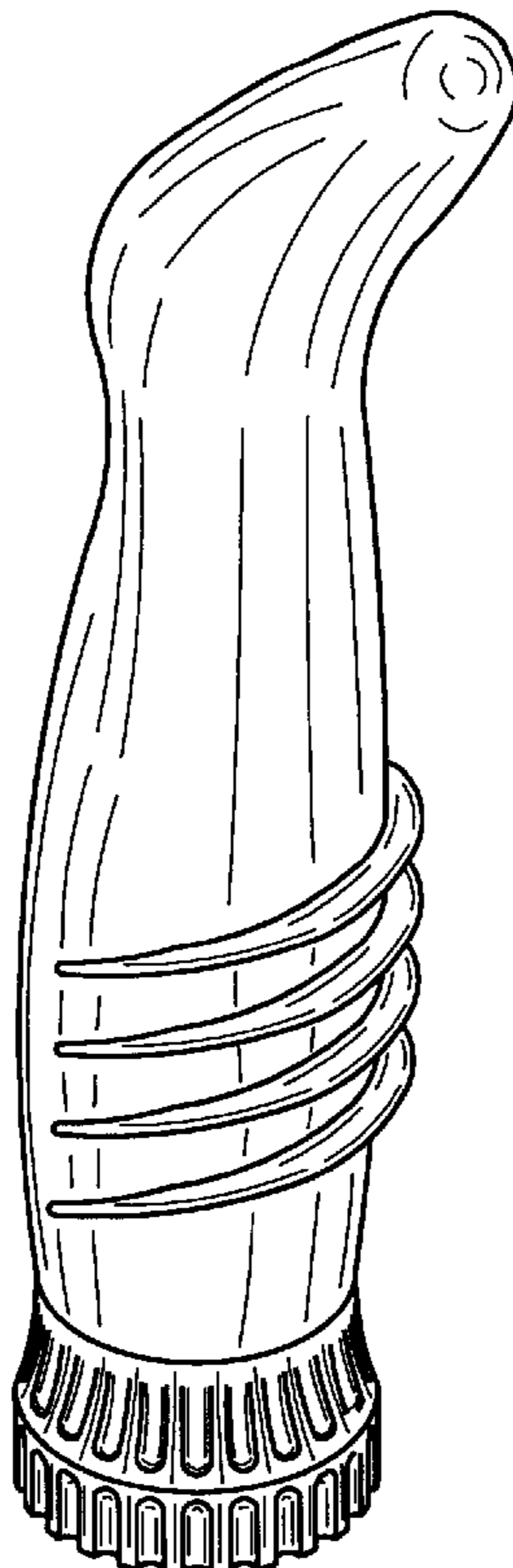
(57) **CLAIM**

The ornamental design for a vibrating device, as shown and described.

DESCRIPTION

FIG. 1 is a side perspective view of a vibrating device, showing my new design;
FIG. 2 is a front view thereof;
FIG. 3 is a rear view thereof;
FIG. 4 is a side view thereof;
FIG. 5 is a side view thereof, opposite that shown in FIG. 4;
FIG. 6 is a top plan view thereof;
FIG. 7 is a bottom plan view thereof; and,
FIG. 8 is a bottom perspective view thereof.

1 Claim, 2 Drawing Sheets



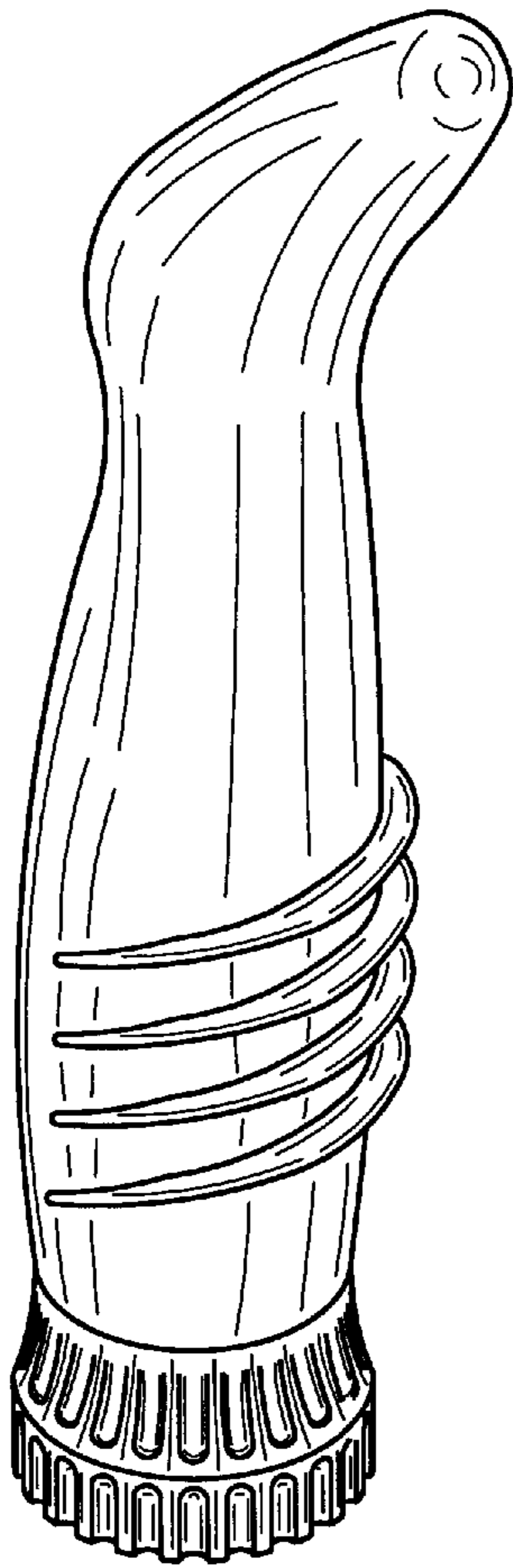


FIG. 1




FIG. 2

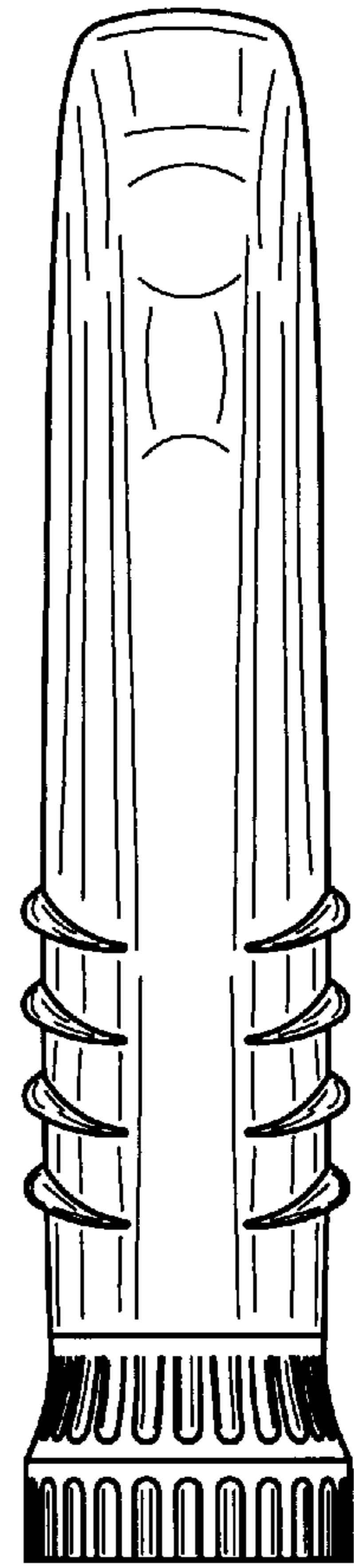


FIG. 3

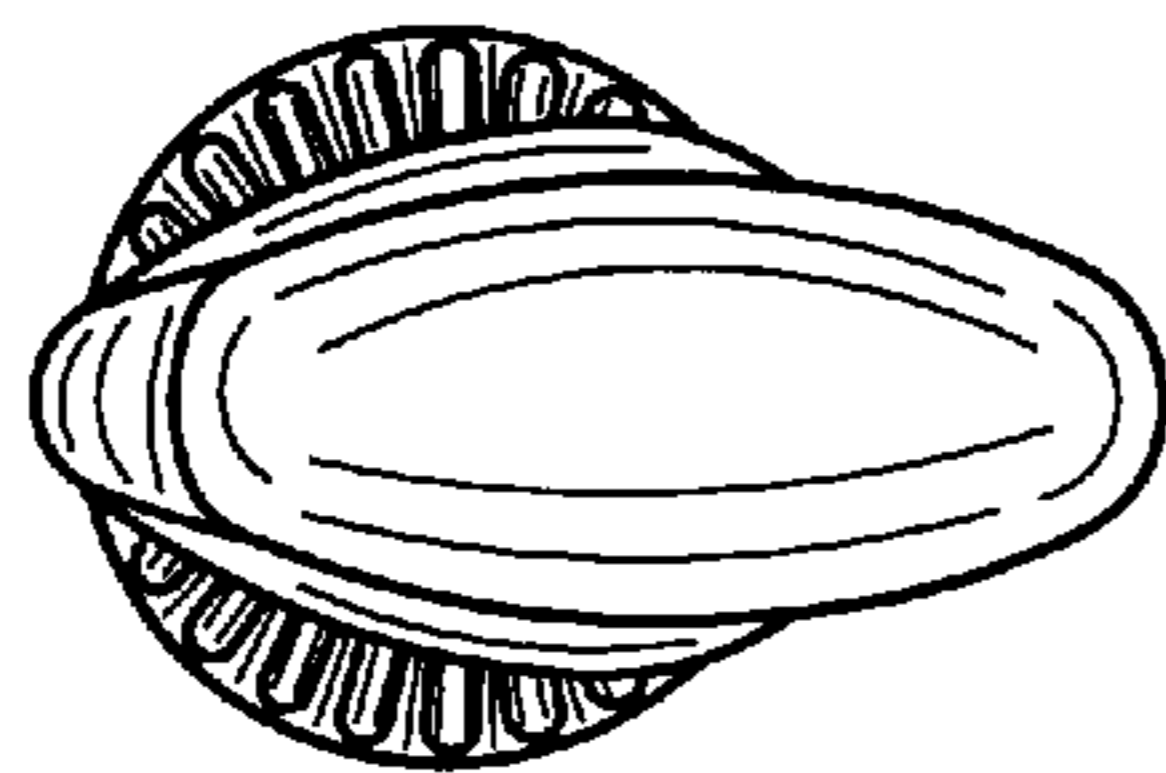


FIG. 6

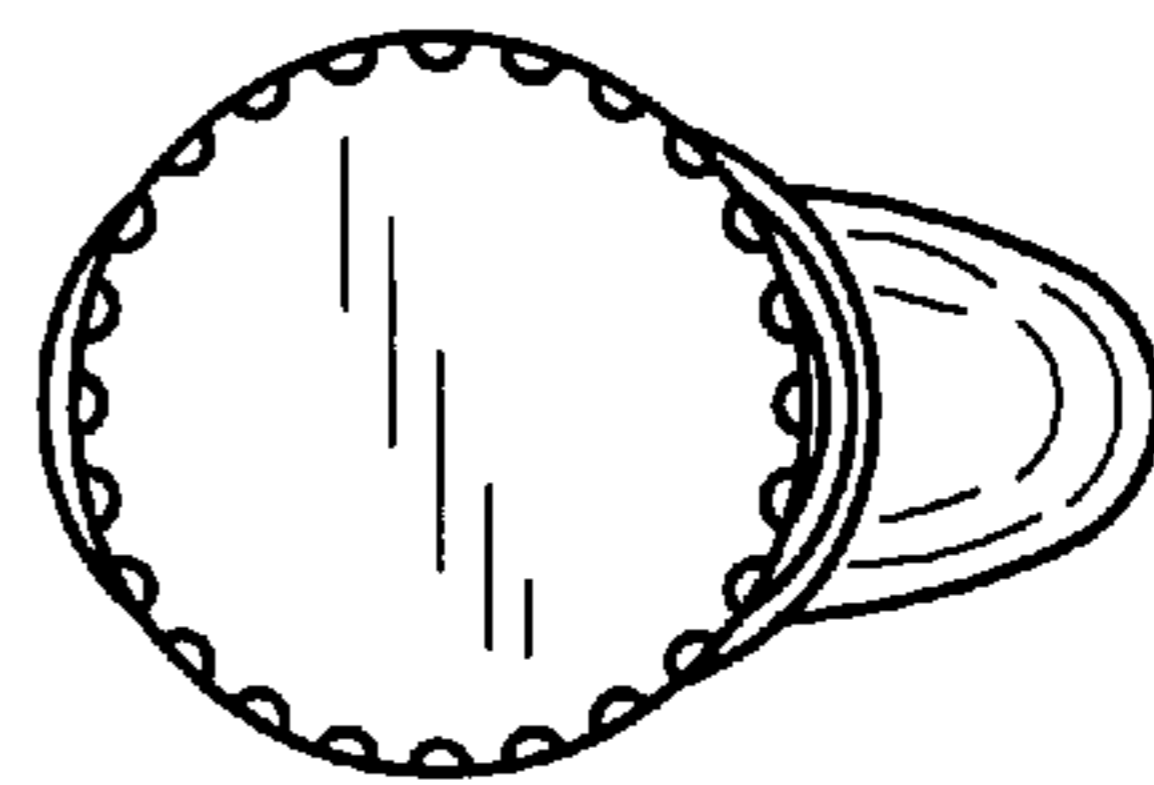


FIG. 7

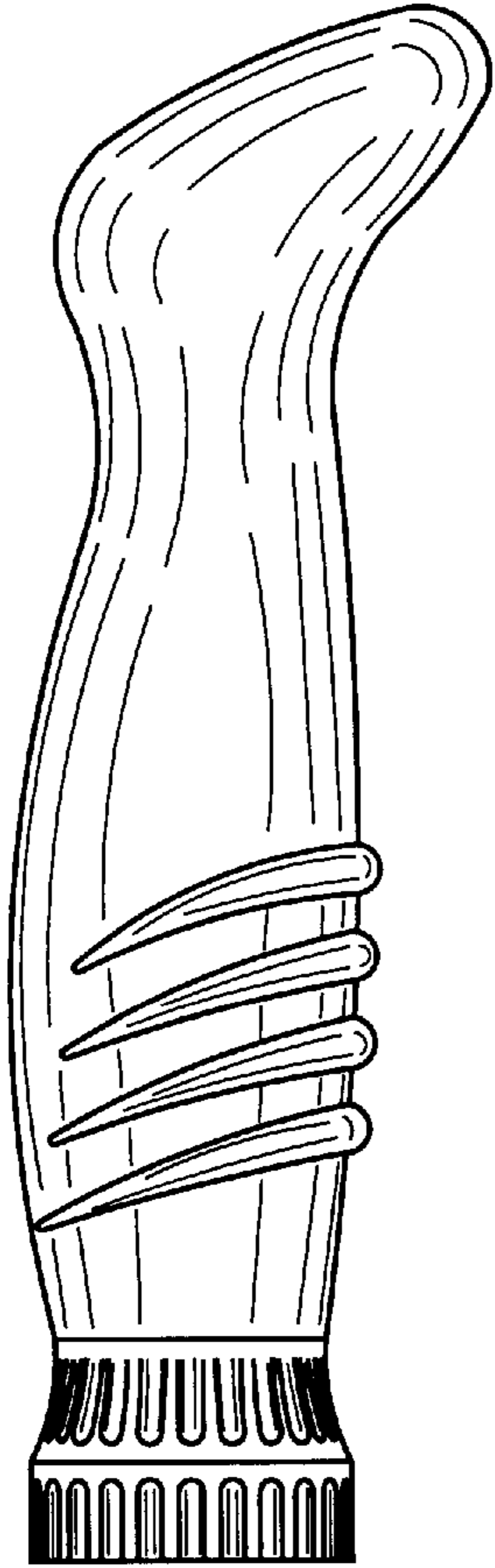


FIG. 4

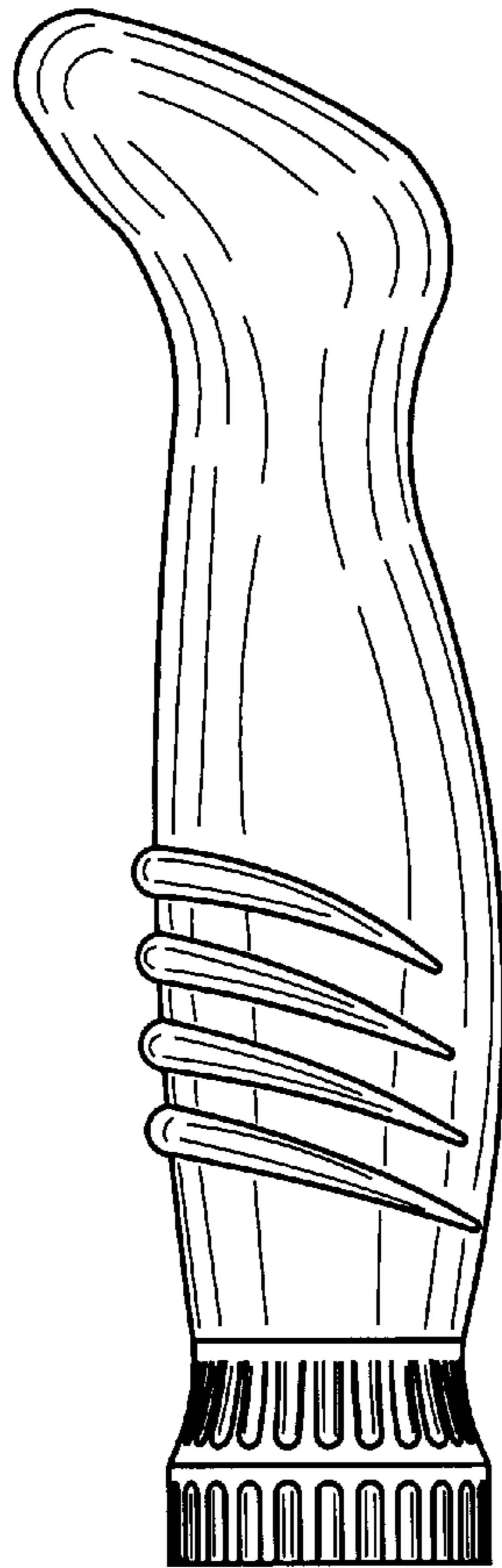


FIG. 5

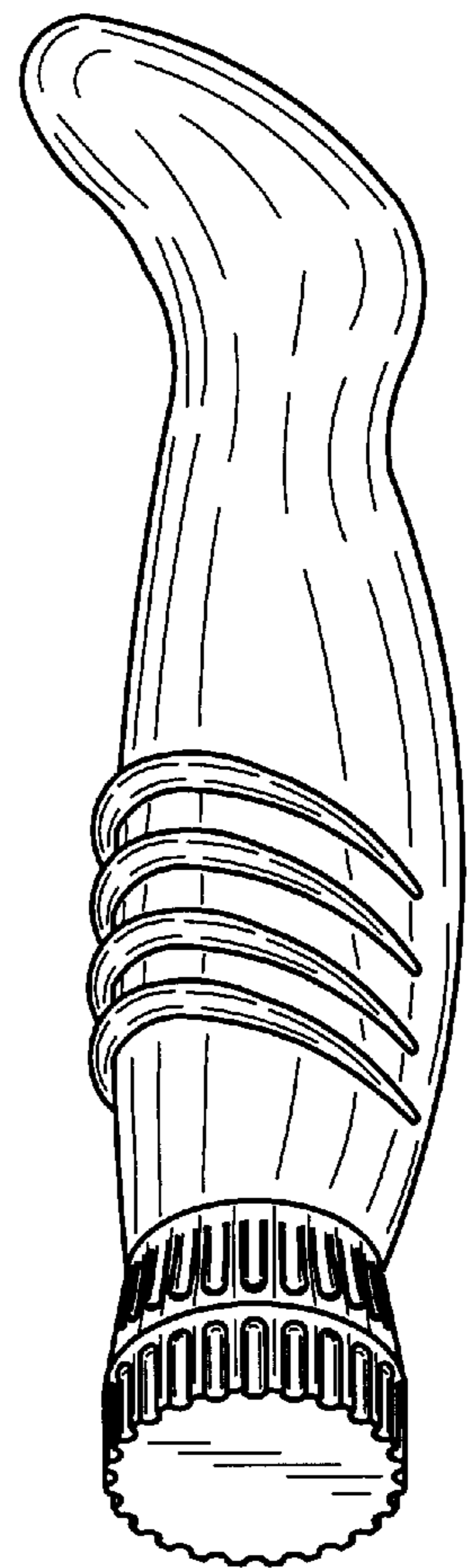


FIG. 8