



US00D484978S

(12) **United States Design Patent**
Syal

(10) **Patent No.:** **US D484,978 S**

(45) **Date of Patent:** **** Jan. 6, 2004**

(54) **TONGUE SCRAPER**

D447,238 S * 8/2001 Tang D24/147
D465,847 S * 11/2002 Jacobs D24/147

(76) Inventor: **Raj Syal**, P.O. Box 5439, Dearborn, MI
(US) 48128-5439

* cited by examiner

(**) Term: **14 Years**

Primary Examiner—Ian Simmons
(74) *Attorney, Agent, or Firm*—Charles W. Chandler

(21) Appl. No.: **29/169,094**

(57) **CLAIM**

(22) Filed: **Oct. 15, 2002**

The ornamental design of a tongue scraper, as shown and described.

(51) **LOC (7) Cl.** **24-02**

(52) **U.S. Cl.** **D24/147**

(58) **Field of Search** D24/147, 146,
D24/149; 606/161; 15/111, 160, 116.7,
143; D4/118, 108, 104, 112, 110, 111

DESCRIPTION


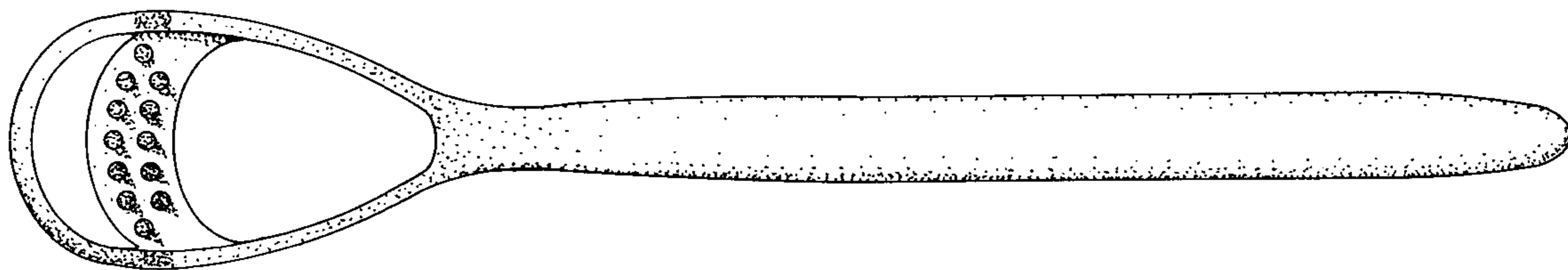
FIG. 1 is a side view of a tongue scraper showing my new design;
FIG. 2 is a side view thereof, opposite that shown in FIG. 1;
FIG. 3 is a left end view thereof;
FIG. 4 is a fragmentary left end view thereof, with a portion of the end removed to show the bristles; and,
FIG. 5 is a bottom plan view thereof, the top plan view being a mirror image thereto.

(56) **References Cited**

U.S. PATENT DOCUMENTS

D392,386 S * 3/1998 Nguyen D24/147
5,779,475 A * 7/1998 Patel D24/147
D408,534 S * 4/1999 Jansheski D24/147
5,957,942 A * 9/1999 Yudelman 606/161

1 Claim, 2 Drawing Sheets



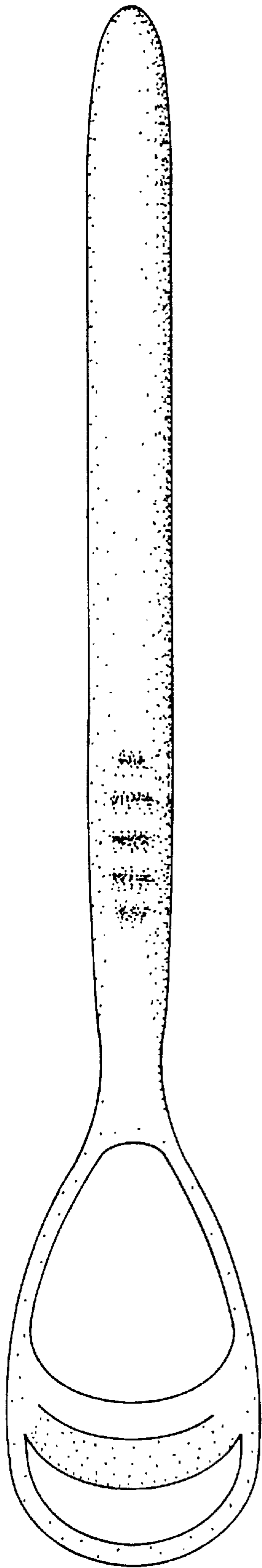


FIG. 1




FIG. 2

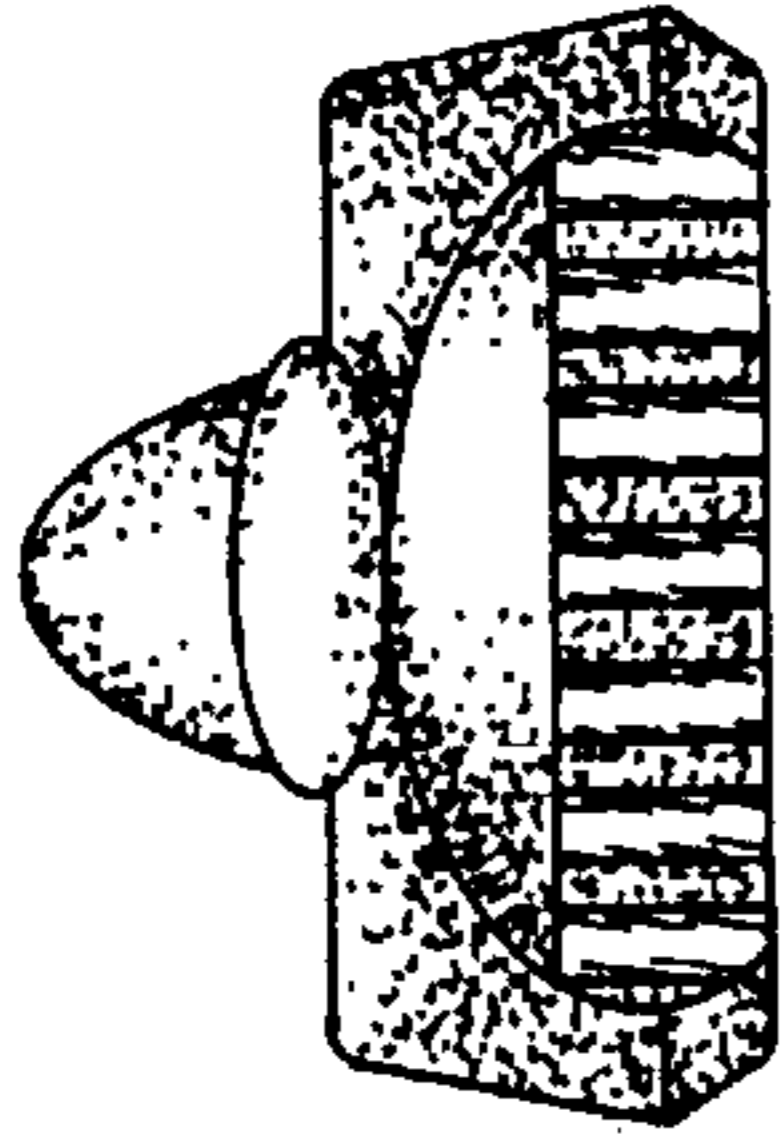


FIG. 4




FIG. 3

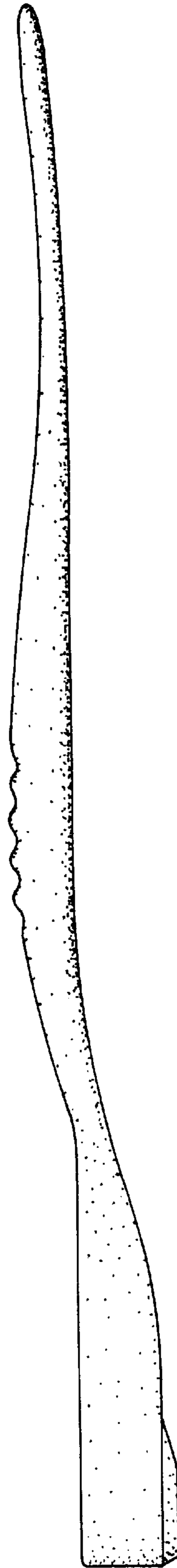


FIG. 5