



US00D484972S

(12) **United States Design Patent**
Steele, IV et al.

(10) **Patent No.:** **US D484,972 S**
(45) **Date of Patent:** **** Jan. 6, 2004**

(54) **LIQUID POUCH**

(75) Inventors: **William E. Steele, IV**, Fort Worth, TX
(US); **Phillip D. Livingston**, Dallas, TX
(US); **Samuel A. Sanchez**, McAllen,
TX (US)

(73) Assignee: **Remington Health Products, L.L.C.**,
Fort Worth, TX (US)

(**) Term: **14 Years**

(21) Appl. No.: **29/167,408**

(22) Filed: **Sep. 12, 2002**

(51) **LOC (7) Cl.** **24-02**

(52) **U.S. Cl.** **D24/118; D9/305**

(58) **Field of Search** D24/118, 115;
D9/302, 305, 306; 383/207, 209, 200, 204;
422/297; 222/92, 95, 107, 105, 213, 206,
215

(56) **References Cited**

U.S. PATENT DOCUMENTS

3,278,085 A * 10/1966 Brown 383/204
D347,993 S * 6/1994 Lane et al. D24/118

D350,690 S * 9/1994 Herro D9/306
D354,906 S * 1/1995 Lane et al. D24/118
5,897,833 A * 4/1999 Hunt et al. 422/292
D442,078 S * 5/2001 Fuquen D9/305
D466,800 S * 12/2002 Jones D9/305

* cited by examiner

Primary Examiner—Ian Simmons

(74) *Attorney, Agent, or Firm*—Fulbright & Jaworski L.L.P.

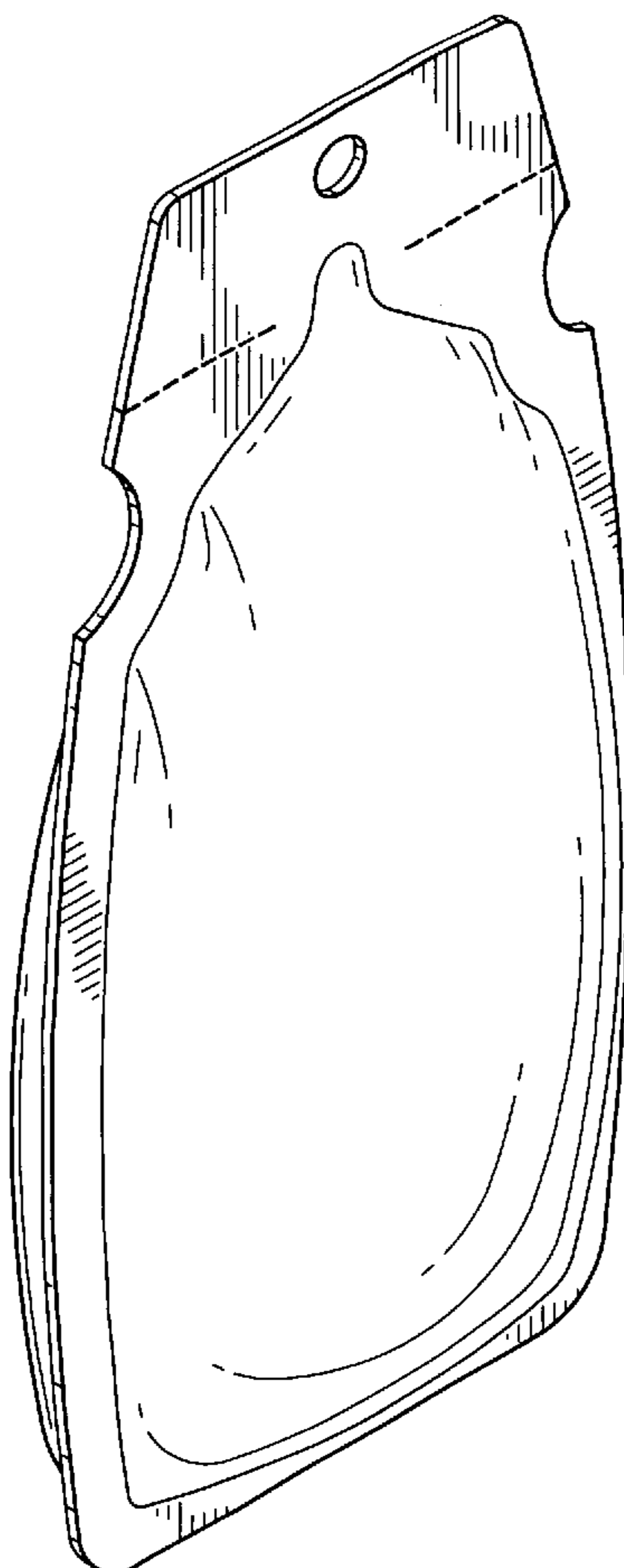
(57) **CLAIM**

The ornamental design for a liquid pouch, as shown and described.

DESCRIPTION

FIG. 1 is a perspective view of the ornamental design of a liquid pouch showing our new design;
FIG. 2 is a front view of the liquid pouch;
FIG. 3 is a side view of the liquid pouch;
FIG. 4 is a top view of the liquid pouch;
FIG. 5 is a bottom view of the liquid pouch; and,
FIG. 6 is a perspective view of the liquid pouch, the difference being the elimination of a top portion of the liquid pouch.

1 Claim, 1 Drawing Sheet



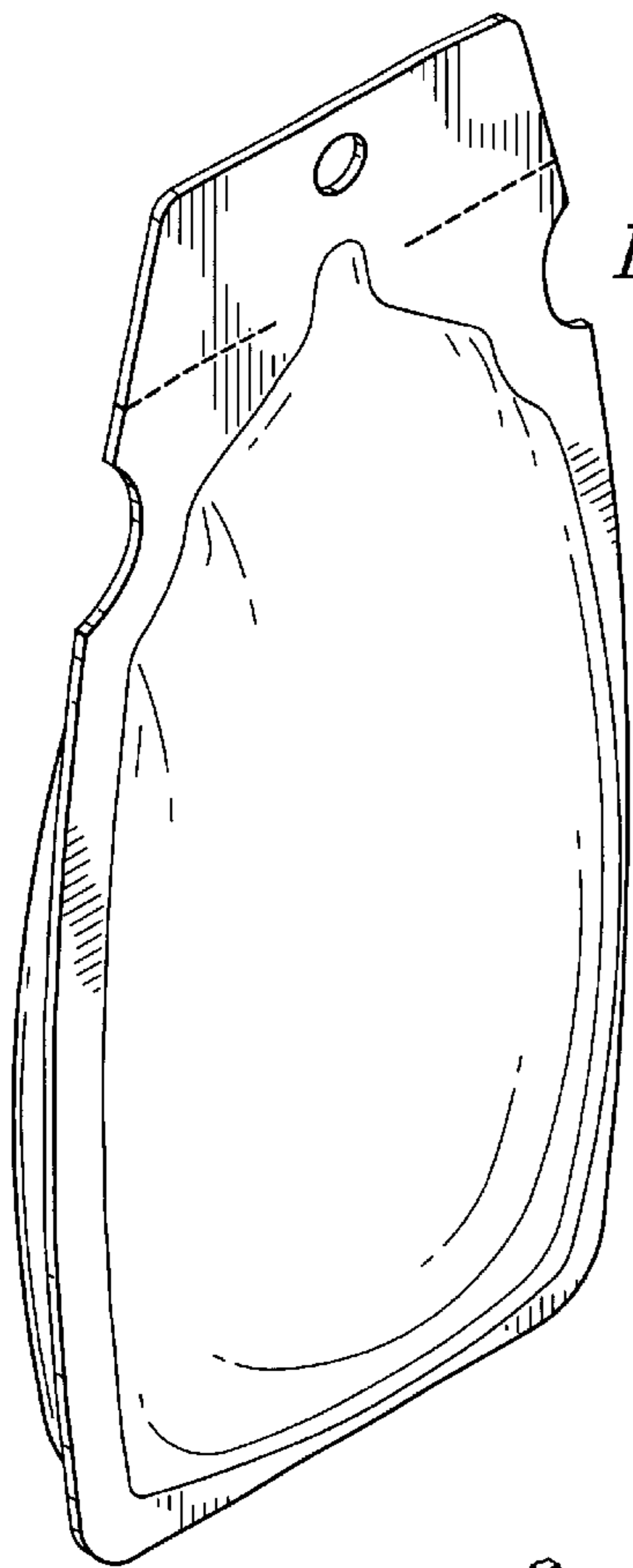


FIG. 1



FIG. 4

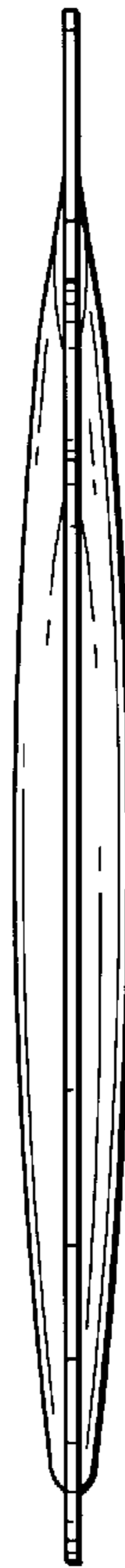


FIG. 3

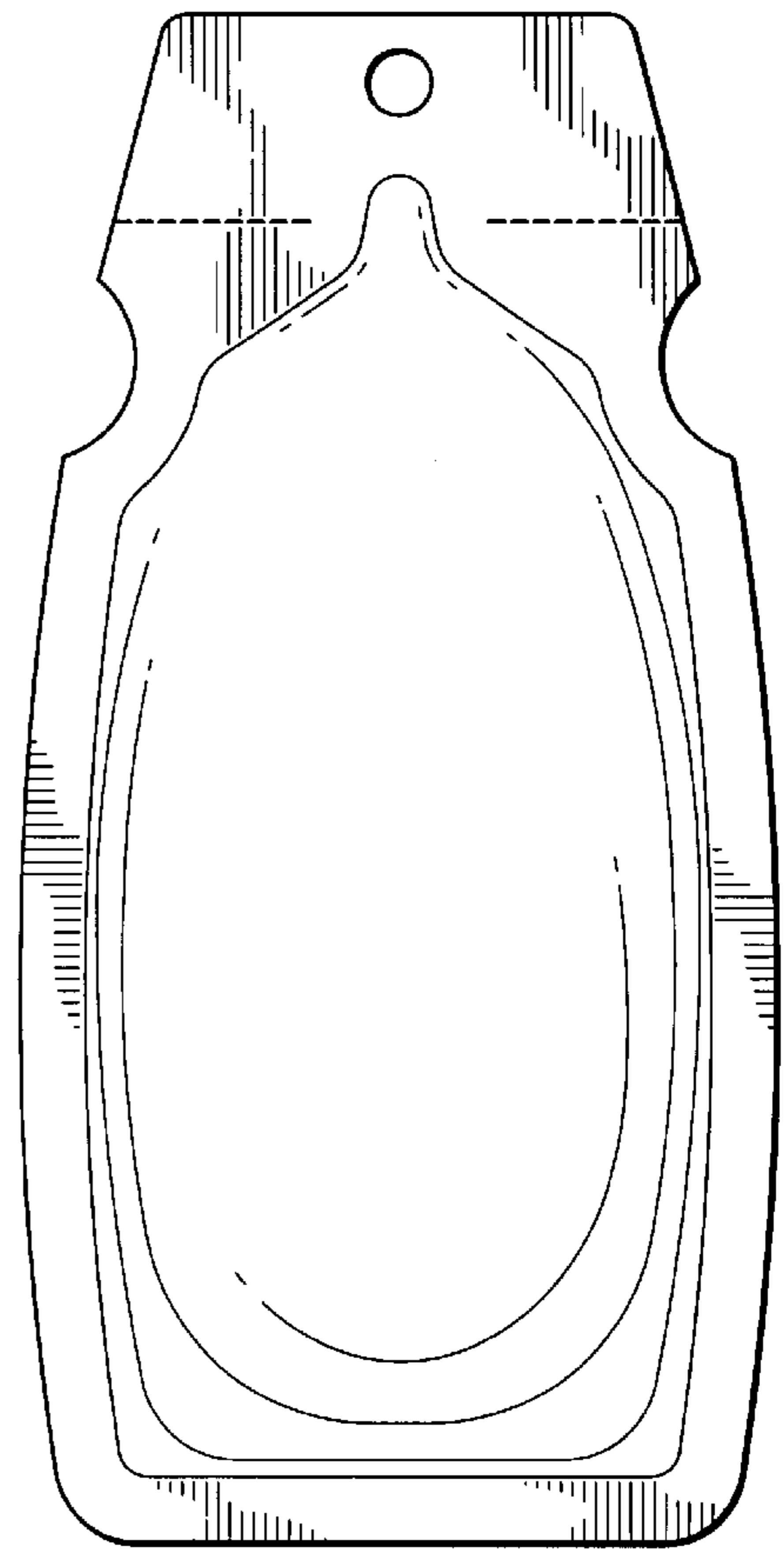


FIG. 2

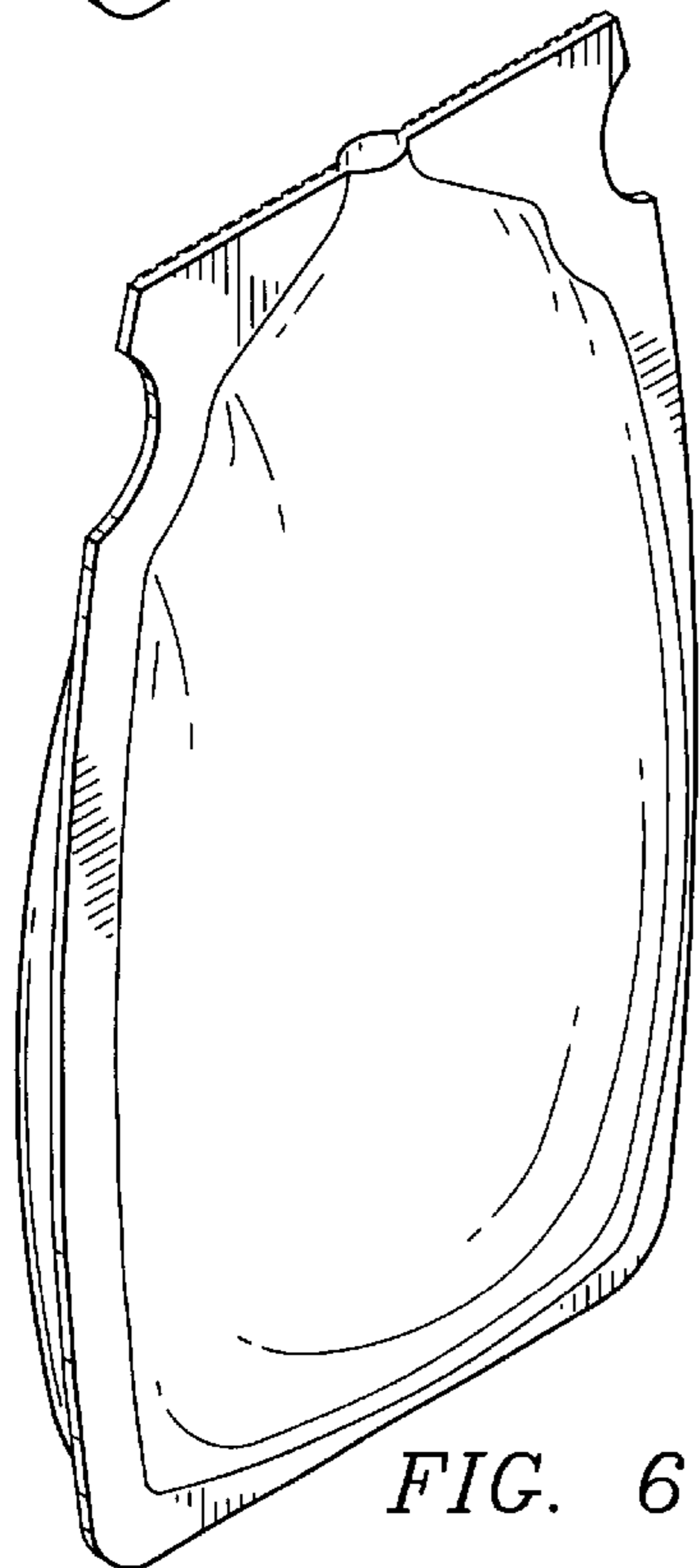


FIG. 6




FIG. 5