



US00D484960S

(12) **United States Design Patent**
Giugiaro

(10) **Patent No.:** **US D484,960 S**
(45) **Date of Patent:** **** Jan. 6, 2004**

(54) **CASING FOR AN AIR CONDITIONING,
COOLING AND/OR HEATING APPARATUS**

(75) Inventor: **Giorgetto Giugiaro**, Moncalieri (IT)

(73) Assignee: **AERMEC, S.p.A.**, Bevilacqua (IT)

(**) Term: **14 Years**

(21) Appl. No.: **29/179,250**

(22) Filed: **Apr. 7, 2003**

Related U.S. Application Data

(62) Division of application No. 29/169,979, filed on Oct. 29, 2002, which is a division of application No. 29/151,792, filed on Dec. 7, 2001, now Pat. No. Des. 469,525.

(30) **Foreign Application Priority Data**

Jun. 8, 2001 (IT) MI200100450

(51) **LOC (7) Cl.** **23-04**

(52) **U.S. Cl.** **D23/328; D23/342; D23/353**

(58) **Field of Search** D23/351, 342,
D23/328, 314, 330, 333; 312/236, 238,
400; 62/259.1, 259.4, 262, 263; 165/22;
454/201-204; 126/9 A, 92 A, 92 B; 392/365-9,
373-6

(56) **References Cited**

U.S. PATENT DOCUMENTS

2,205,716 A 6/1940 Dunham et al.

D150,440 S 8/1948 Palmer
D171,473 S 2/1954 Wilson
D266,182 S 9/1982 Chestnut et al.
D299,524 S 1/1989 Din-Her
D384,338 S 9/1997 Oates et al.
D384,735 S 10/1997 Saccone
D448,838 S 10/2001 Galeazzi

Primary Examiner—Brian N. Vinson

(74) *Attorney, Agent, or Firm*—Kalow & Springut LLP

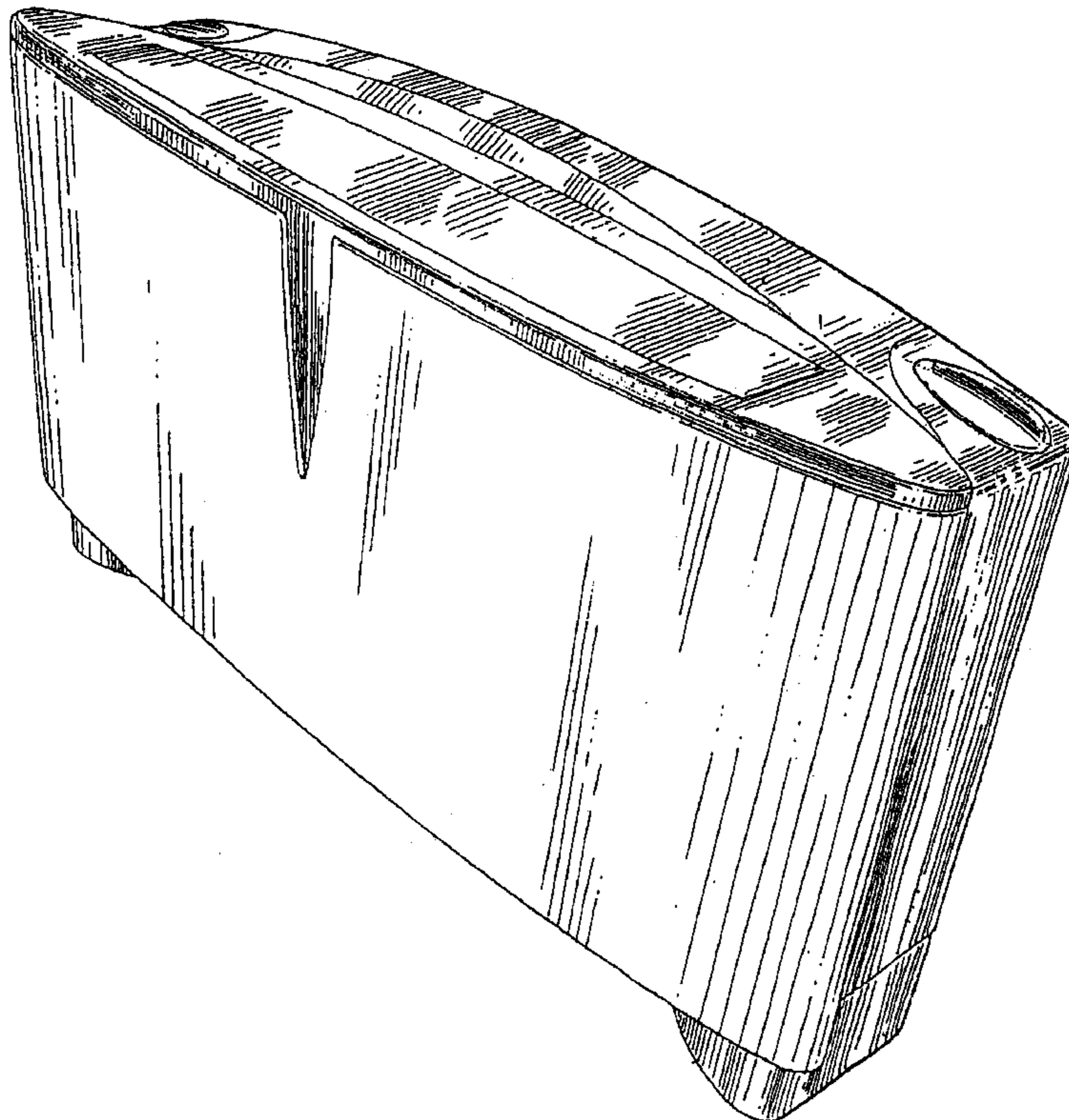
(57) **CLAIM**

The ornamental design for a casing for an air conditioning, cooling and/or heating apparatus, as shown and described.

DESCRIPTION

FIG. 1 is a front view of an embodiment of the casing.
FIG. 2 is a back view of an embodiment of the casing.
FIG. 3 is a left-side view of an embodiment of the casing.
FIG. 4 is a right-side view of an embodiment of the casing.
FIG. 5 is a top view of an embodiment of the casing.
FIG. 6 is a bottom view of an embodiment of the casing; and,
FIG. 7 is a perspective view of an embodiment of the casing showing an ornamental effect.

1 Claim, 3 Drawing Sheets



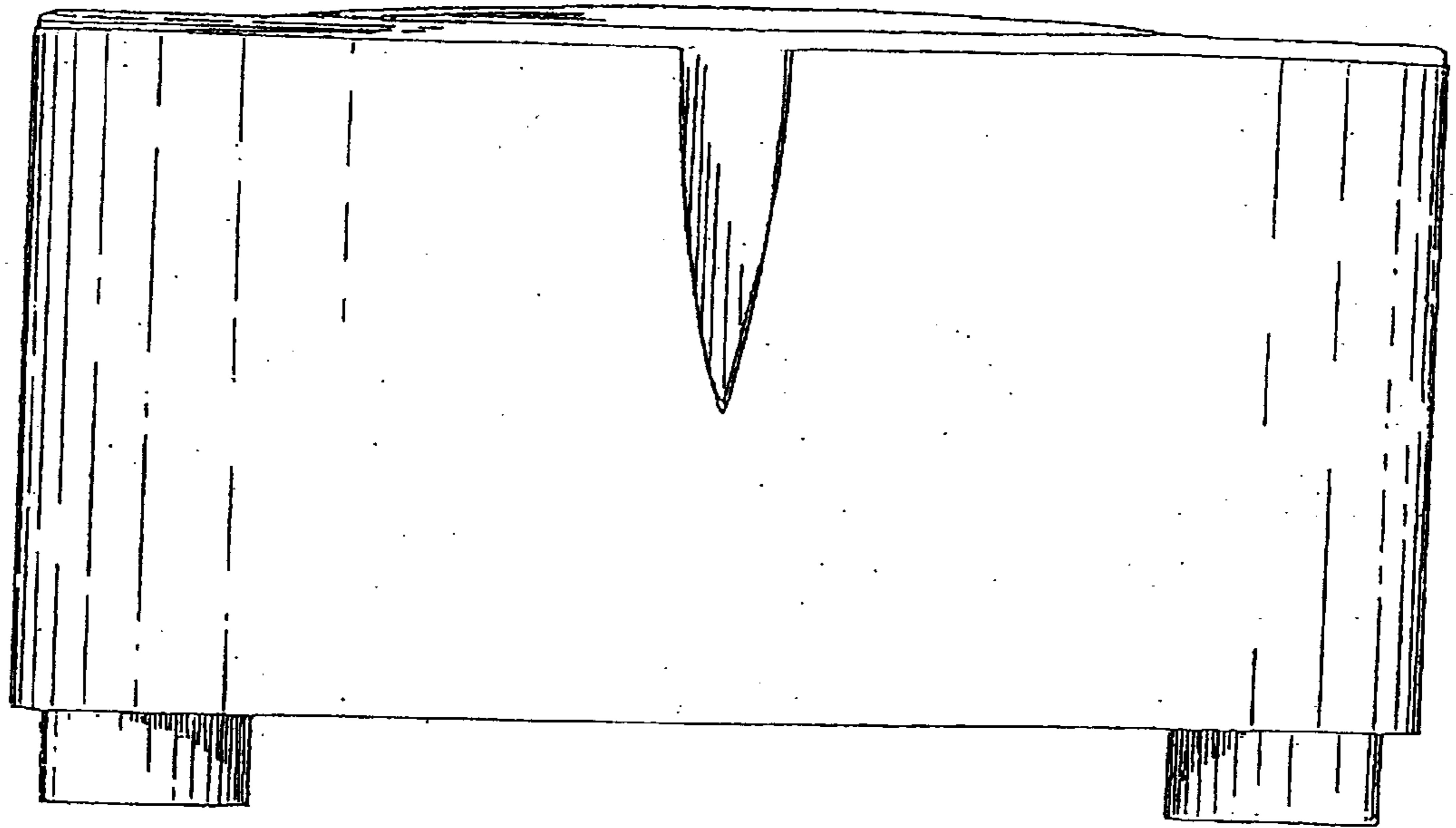


FIG. 1




FIG. 2




FIG. 3




FIG. 4




FIG. 5




FIG. 6




FIG. 7