



US00D484938S

(12) **United States Design Patent**  
**Tu**

(10) **Patent No.:** **US D484,938 S**

(45) **Date of Patent:** **\*\* Jan. 6, 2004**

(54) **AUXILIARY APPARATUS FOR GOLF**

(76) Inventor: **Jie-Hau Tu**, No. 41-8, San Lin, Dung Chiu Road, Kuei San Hsiang, Tao Yuan Hsien (TW)

(\*\*) Term: **14 Years**

(21) Appl. No.: **29/172,194**

(22) Filed: **Dec. 9, 2002**

(51) **LOC (7) Cl.** ..... **21-02**

(52) **U.S. Cl.** ..... **D21/789**

(58) **Field of Search** ..... D21/789; 294/19.2; 124/5; 473/286, 509

(56) **References Cited**

**U.S. PATENT DOCUMENTS**

5,423,543 A *	6/1995	Tarrant	.....	473/286
D424,640 S *	5/2000	Oblack	.....	D21/722
6,076,829 A *	6/2000	Oblack	.....	273/317

\* cited by examiner

*Primary Examiner*—Mitchell Siegel  
(74) *Attorney, Agent, or Firm*—Troxell Law Office PLLC

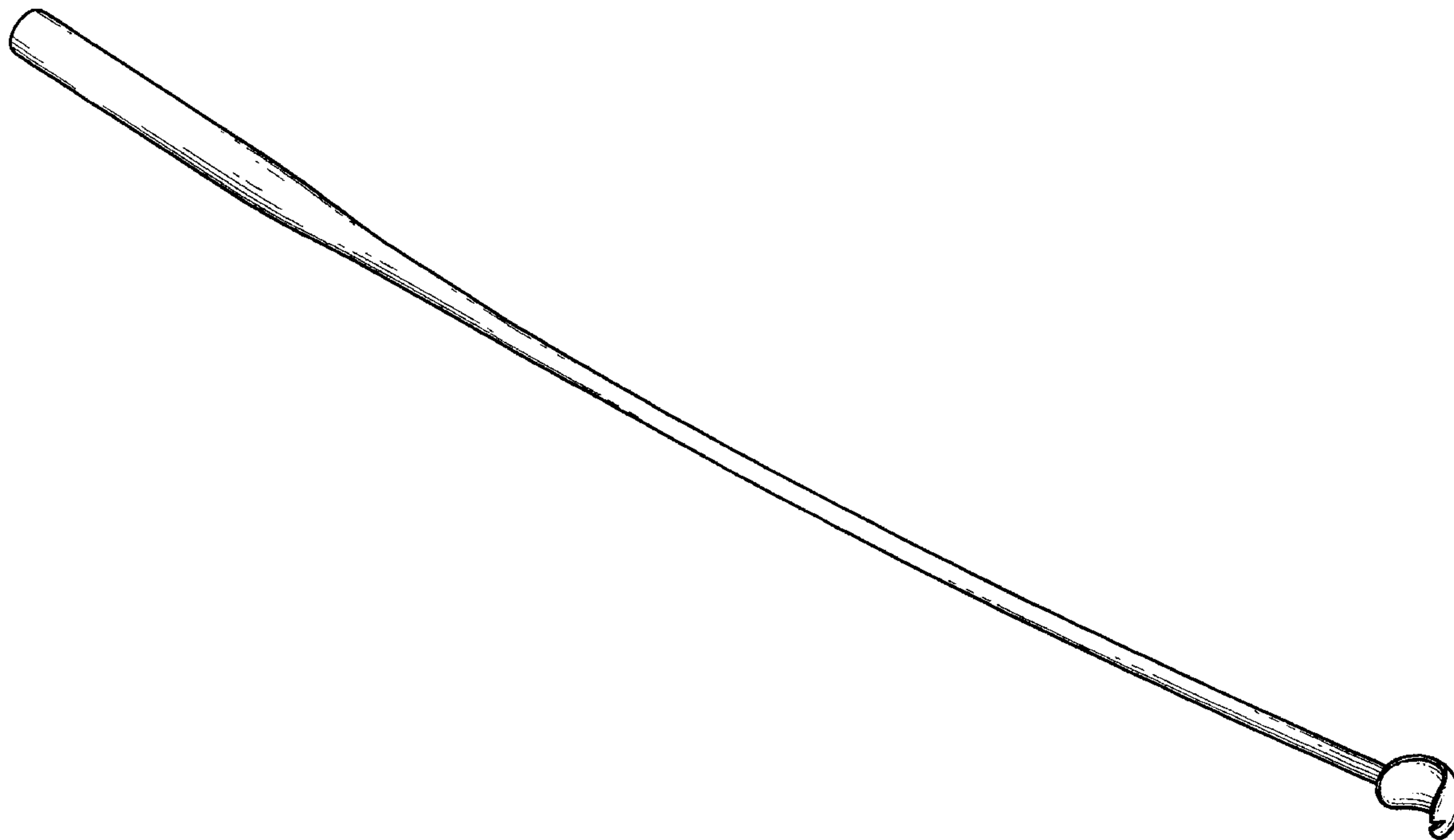
(57) **CLAIM**

I claim the ornamental design for auxiliary apparatus for golf, as shown.

**DESCRIPTION**

FIG. 1 shows a perspective view of the auxiliary apparatus for golf of the design.  
 FIG. 2 shows a front view of the auxiliary apparatus for golf of the design.  
 FIG. 3 shows a back view of the auxiliary apparatus for golf of the design.  
 FIG. 4 shows a left side view of the auxiliary apparatus for golf of the design.  
 FIG. 5 shows a right side view of the auxiliary apparatus for golf of the design.  
 FIG. 6 shows a top view of the auxiliary apparatus for golf of the design; and,  
 FIG. 7 shows a bottom view of the auxiliary apparatus for golf of the design.

**1 Claim, 2 Drawing Sheets**



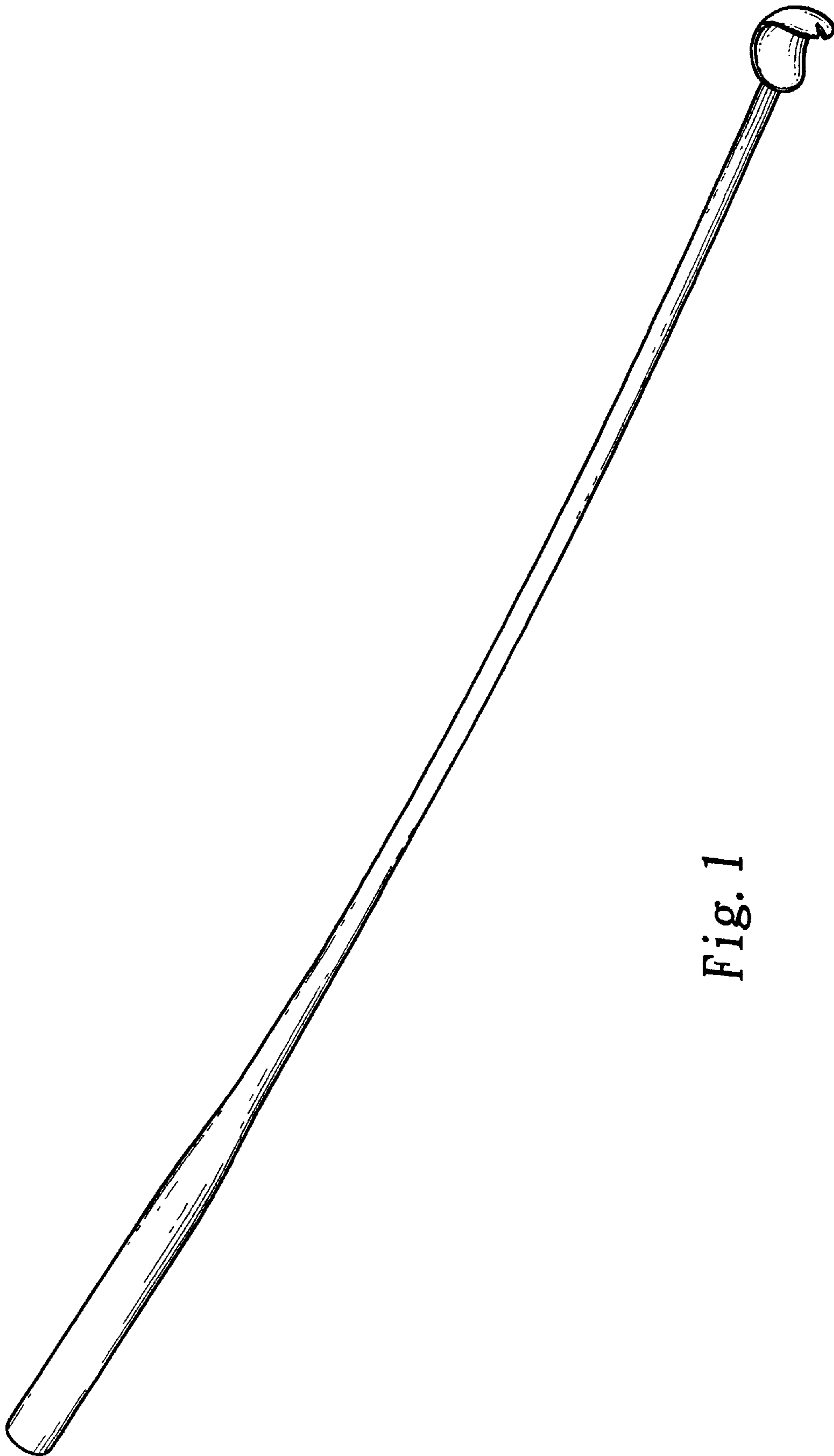


Fig. 1

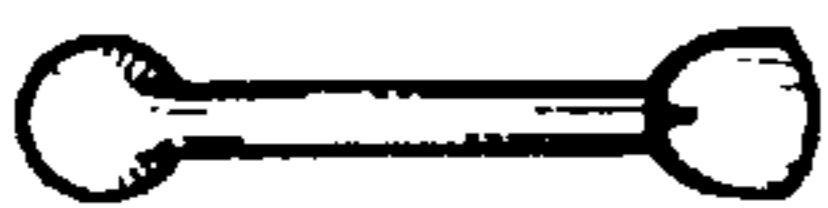


Fig. 5




Fig. 2




Fig. 3



Fig. 6



Fig. 7



Fig. 4